



Next Meeting:

June 11, 2024 In Person Meeting
At the MIFO Center,
6600 Carriere Street, Orleans

* Doors/Library open: **6:30 pm**

* In Person meeting: **7:30 pm—9:00**

* Programme: **Tamara Kate**

* Shop of the Month:

Quilty Pleasures

* Fat Quarter Club:

Anticipation of Summer Holidays

SEE YOU THERE!

In this Issue:

| | |
|---------------------------------------|----|
| * Programme Information | 1 |
| * Sew and Share..... | 1 |
| * President's Message | 2 |
| * Quilters Support New Hospice | 2 |
| * Batter Up..... | 3 |
| * Community Projects | 5 |
| * Quilts: Made in Canada at ROM | 6 |
| * Fat Quarter Club Prize Draw!..... | 6 |
| * Executive & Committee Members... 7 | |
| * Quilt Show News/Vendor List | 8 |
| * Volunteers Needed! | 8 |
| * Quilters Recycle Table | 9 |
| * Accuquilt | 10 |
| * Quilt Show Members Market | 10 |
| * Quilt Show Tickets for Sale! | 10 |
| * Workshops | 11 |
| * In Town Retreats | 12 |
| * Membership..... | 13 |
| * Sew Days | 14 |
| * Quinte Quilt Show Info | 14 |
| * Port Perry Quilt Show Info..... | 15 |
| * Sudbury Quilts on the Rocks Show | 16 |
| * CTQG Map of Advertizers | 17 |

If you are a guild member and not receiving the newsletter, please let us know at:
ctgg.membership@gmail.com and
ctgg.newsletter.editor@gmail.com

PROGRAMME—Tamara Kate

Tamara Kate is a licensed fabric & product designer, quilter and illustrator based in Montreal. While she has been drawing and painting since her childhood, the work she is best known for today didn't start until a number of years after she graduated with a BFA in Textiles from NSCAD.

Having spent her youth in the Caribbean plays a large part in Tamara's design aesthetic. She is greatly inspired by nature, color and pattern and plays on a combination of her weekend wanderings, her children's current fascinations and her own memories to tell stories through design. She creates work that is **fresh, joyous and**



Sew and Share!

Our Sew and Share will again have two parts this month! We work hard on our quilts so let's show them off. Let's take pride in our quilting accomplishments and inspire others!

Part one will be a short recap of our recent Tamarack Jacket workshop. For the participants of the workshop, please bring your quilted jacket. It is absolutely amazing how each jacket turned out so unique and wonderful! **Part two** will be our regular Sew and Share. Bring a quilt or two to show members. Be prepared to say a few words about the quilt(s) as it is being shown off.



PRESIDENT'S MESSAGE—Diane Grover

All Good Things Come to an End (Or Do They?)

It's hard to believe that our guild year is once again coming to a close. As your President, it's been my goal to ensure that you enjoyed yourselves and found value in being a guild member.

We've had a jam-packed programme that has touched on everything from contemporary quilting and pattern development to trunk shows and more. We've heard from local quilters and, thanks to technology, welcomed guest speakers from the US and Australia. Workshops, sew days and retreats brought us together outside the monthly meetings, helping forge new friendships and cement old ones.

Our generosity has continued to be a Common Thread hallmark, as you made hundreds of projects to donate to worthwhile organizations in our community.


And behind the scenes, volunteers helped keep the guild running. They've searched out speakers, organized workshops, updated our website, processed your membership and much more. But as our guild year winds down, it is crucial that we find new people to fill key roles, including Vice President, Programme, Secretary and Webmaster. If you want the September meeting to kick off a fun-filled new guild year of quilting activities, laughs and learning, then consider how you can help. This guild year is ending – you decide what next year will look like.

"I've learnt that you shouldn't go through life with a catcher's mitt on both hands. You need to be able to throw something back." *Maya Angelou, American poet*




QUILTERS SUPPORT NEW HOSPICE—Diane Grover

On April 26, I had the honour and privilege to represent the Common Thread Quilt Guild at the official ribbon-cutting ceremony for a new hospice in Ottawa's east-end. La Maison de l'Est is an eight-bed hospice located within the Cité Parkway Retirement Residence close to Montfort Hospital. While intended to provide culturally appropriate palliative care to francophone residents in Ottawa and managed by Hospice Care Ottawa, the centre provides care in both official languages and supports all.



The hospice team had contacted our guild to request quilts for each of the beds and though the request was somewhat short notice, the Community Projects team were able to respond quickly. They promptly delivered eight colourful quilts to provide warmth and comfort to those in their final days.

Jennifer Lockyer, the Director of Community and Volunteer Services for Hospice Care Ottawa thanked the guild for our donation, stating, "This is truly heartwarming as these quilts help us to have the same caring, homelike feel across all our sites and shows our staff and volunteers that the community cares."



This latest donation from the Common Thread is a great way of supporting our community and really speaks to the generosity, compassion and mission of our guild and its members.



BATTER UP!!!—Diane Grover

Batter Up – Ideas to Use Leftover Quilt Batting

After the great response to my series on how to use up large pieces of fabric from your stash (other than quilts), the obvious next focus is batting. Most of us have leftover pieces of batting ranging from long narrow strips cut from the edges of our quilt sandwiches to small off-cuts and odd-shaped pieces. Rather than toss them out, here are some ideas on how to use leftover quilt batting.

1. **Frankenbatting.** Just like Frankenstein's monster was made up of leftover parts stitched together, you can piece together your batting scraps. It's advisable not to mix batting material such as bamboo with wool or an 80/20 blend with 100% cotton, as the wear and texture will differ, possibly resulting in puckering or other visible surface differences. Place two pieces of batting together side by side with a 1"-2" overlap. Cut a straight line through the overlap and remove the small scraps. The two main batting pieces will now butt together evenly. You can machine stitch the pieces together using a wide zigzag stitch or you can join them together by hand using a whip stitch. A quick alternative is fusible batting tape, available at most quilt shops. You can even make your own fusible strips using non-woven lightweight fusible interfacing. Keep adding more pieces of leftover batting until you have a piece large enough for your project.



2. **Small Projects.** This is another easy way to use up your small batting pieces. Bags, placemats, mug rugs and wall-hangings all require small sections of batting that can be sourced from your off-cuts.

3. **Design Boards.** Design boards allow quilters to lay out fabric pieces in preparation for being sewn together. Cut a piece of foam core board and batting in your desired size, such as 19" square, 13" or 11". Glue the batting to one side of the foam core. Seal the edges using quilt binding (hot glue it over the edge) or wide masking tape. You may want to make a set of design boards in various sizes to fit your favourite quilt block dimensions.

4. **Free-motion Practice.** Make small quilt sandwiches out of two pieces of cotton and a piece of leftover batting and use them to practice your free-motion quilting. You can also test for tension and trial different threads before your final quilting.

5. **Reference Library.** You can use each sandwich that you made for quilting practice to showcase a different motif, creating your own reference library of quilting designs. Consider using different battings to illustrate how your quilting will look. Record directly on the batting sandwich the thread weight, needle and tension used so that you can better plan your quilting.

6. **Stuffing.** Batting scraps can be cut down into "confetti" and used as stuffing for pillows, pet beds or small cloth toys. Cut your batting scraps into small strips, approximately 2" wide. Run your rotary cutter back and forth across the strip repeatedly until you have small confetti-like pieces. You may need to keep a bag of these pieces and add to it as you process your batting scraps, saving them up for a suitable project. Just remember, the smaller the pieces, the less flat your stuffing will lie.

7. **Plate Liners.** If you only bring out the good china a few times a year, then you want to make sure that it's well-protected when it's stacked up in the cupboard. Cut squares of batting in sizes ranging from 6" to 10". Place them between plates to prevent chips and breaks.

Continued on page 3

PRESIDENT'S MESSAGE CONTINUED—Batter Up!!!—Diane Grover

Batter Up Continued – Ideas to Use Leftover Quilt Batting

8. **Packing Material.** You can also use quilt batting to wrap up your china cups and stemware, in place of bubble wrap or newspaper. In fact, any fragile item can benefit from being wrapped in a soft material made from natural sources such as wool, cotton or bamboo.

9. **Cleaning Supplies.** Use small pieces of quilt batting as dusters or as Swiffer cloths.

10. **Make-up Remover Pads.** Cut pieces of cotton batting into 2" squares. Use with your preferred make-up or eye make-up remover. Be sure that your batting does not have any glue residue or scratchy fibers that could irritate your skin.

11. **Pincushion.** Cut a strip of batting 1" wide by 12-18" long. Place a small stripe of white glue along one short edge and start rolling up the batting strip like a jellyroll. Place a small dab of glue on the inside of the batting strip every few inches as you continue to roll it up. Finish by glueing down the end of the strip. You can decorate the outside edge of your pincushion with a ribbon, ricrac or colourful embroidery floss. Place your pins in the top coiled edge of your new pincushion.

12. **Needlebook.** You may want to use pinking shears or a scalloped rotary cutter blade for this project. Cut three pieces of batting 3" by 7". Cut a piece of coloured felt or quilting cotton 3 ½" by 7 ½" for the cover. Place the cover right side down, then stack the batting pieces one on top of the other. Sew together through all four pieces down the middle to make a book. Decorate pages with ribbons, buttons or hand stitching. You can keep your hand or machine needles in this book, as well as hand embroidery needles and pins. (Photo: Nana Company)



13. **Cat Toy.** This project uses skinny leftover batting pieces, about ½" wide. Wind up the strip as if you are winding wool into a ball. Continue until you have a small ball ranging in size from a golf ball or tennis ball. Tuck the loose batting end into the ball. You can also glue or stitch down the end. You may want to tuck some catnip into the ball as you are winding the strips so your feline feels fine.

14. **Indoor Bowling Ball.** Similar to the cat toy, you can make a set of small "bowling" balls for use as an indoor bowling game. All you need are empty cereal boxes set upright to use as pins (these can be painted and decorated) and you have a fun and safe game for children that won't damage your home.

15. **Plant Ties.** Cut narrow strips of batting to use as soft plant ties that won't damage tender stalks or stems. You may want to braid together three strips to make a more durable tie.

16. Holiday Decorating.

a. **Snow.** I have a delightful collection of miniature houses that I use to create Christmas village vignettes. I cover my side table with a large piece of batting for a snowy effect before placing my models.

b. **Snowflake.** Cut snowflake shapes from small batting pieces. You can download designs, use a children's colouring book, or even use the Accuquilt snowflake die. Decorate your snowflake with beads, glitter paint or sequins and hang it up with monofilament thread. This project makes a fun holiday activity for children.





COMMUNITY PROJECTS STASHBUSTER ! - Lynn Bradley and Maria Fleming

Thank you! Thank you!

Step 1 of the Stashbuster event at the May's guild meeting was a success. It was such a joy to see and hear members discussing fabric pairing, checking sizes for backings, discussing how many quilts they could get out of the pre-made bundles... and generally embracing taking fabric to return as quilts for Community Projects. One collected fabrics to use to teach new quilters how to cut and sew basic blocks. Another found kids fabrics for the size quilt she has time to make. Others found more fabric, batting and backing for the many cuddle quilts they produce every month. Bundles with panels led to a number of discussions and idea swapping.

Step 2 is the December 10 guild meeting draw for all quilts using the Stashbuster fabric and returning by the December meeting. We handed out ballots for these at May meeting, and will have more at the Community Projects table for the meetings leading up to December 10. Just fill out the ballot and pin one to each quilt made from Stashbuster fabric. These can be returned at any meetings until December.

If you aren't able to complete by December for the draw, we will continue to receive any of those quilts as you finish them....no time line.

As there were no patterns included, the library has great resources, and when checked out in June, you will have it for 3 months over the summer. Yeah!

There are also the patterns and links to free patterns allowed by the publishers in the Resource section of our website <https://commonthreadquiltguild.ca/resources/patterns/>

The internet also provides a great selection of free and purchased patterns. Or dust off some of your shelved books and magazines, pour a cool drink and spend some time looking for inspiration and direction.

When looking at patterns, it would be appreciated if you would keep in mind our client's requests for sizes that work best for recipients:

- Cuddle quilts - 22" square
- Kids quilts - from crib to twin - 40" x 40" to 60" x 72" (older teens may be tall)
- Adult quilts - twin (60" x 72") to queen
- Wheelchair quilts - 36" x 36" to 36" x 40"



Longarm Quilting Services

Edge-to-Edge & Custom
Pickup & Delivery Service Available

289.219.3121

happystitchquiltco@gmail.com

Celebrating your quilt with every stitch!



QUILTS: MADE IN CANADA AT THE ROM—Diane Grover

A new exhibition is opening at Toronto's famed Royal Ontario Museum starring our favourite art form – quilts!

Quilts: Made in Canada features quilts from the ROM's permanent collections, and highlights these textiles as some of the most visually intoxicating examples of artistry, community, and sustainability made in Canada. This new exhibition features rarely displayed Canadian-made quilts dating from the 1850s to the present day and showcases a range of designs from utility quilts constructed from recycled materials for warmth and comfort to stunning examples created to mark life changing events. The timeless beauty of colour paired with each quilt's clever and complex composition will fascinate, captivate, and inspire, whether you're a novice or experienced quilter, interested in making sustainable design solutions, or keen to learn more about historic and contemporary culture of everyday life in Canada.

Quilts: Made in Canada runs from June 29 until November 17 and is free with general admission. Tours of the exhibition are also available.

As a special promotion for Common Thread Quilt Guild members, use the discount code **QUILTS15** when buying your tickets online to receive 15% off your ROM admission. This code is valid for the purchase of up to four tickets and may not be combined with any other offer.



(Northern Night (detail), 1956, Ada B. Torrance, Simcoe County.
Image@ROM)

FAT QUARTER CLUB CASH PRIZE!!!! - Del Jazey & Susan Baker

This is just a reminder that there is a **cash prize** up for grabs!!!



Anyone who won the monthly fat quarter club draw and has made a quilt using those fabrics is asked to bring their quilt to the June Guild meeting. There will be a special draw for a viewer's choice cash prize!!!



Will it be you who wins?

Beth Ruiter
OWNER | PROPRIÉTAIRE

1087 CONCESSION ST, UNIT 102
RUSSELL, ON, K4R 1C7

613-496-2276
QUILTERSBARNANDGIFTS@GMAIL.COM

f /QUILTERSBARNANDGIFTS

Paisleys Quilt Shop
Fabric and Gifts

Info@PaisleysQuiltShop.com 112 John Cavanaugh Drive
www.PaisleysQuiltShop.com 613-203-9011



Executive and Committee Members 2023/2024

President: Diane Grover

Vice-President:

Secretary: Leslie Pelletier

Treasurer: Libby McRobbie

Programme: Rhonda Thibault and Susan Thibault

Retreats: Catherine Parkinson

Workshops: Laura Malo

Sew Days: Lynn Bradley

Membership: Susanne Martin

Challenge: Diane Grover

Community Projects: Lynn Bradley & Maria Fleming

Library: Janice Namiesnioski & Judy Loree

Shop of the Month: Lisa Fedak

Fat Quarters Club: Del Jazey & Susan Baker

Website: Sonia Latchman

Newsletter: Marian Burke

Newsletter Ads/Billing: Roberta Ronayne

Click on position (which is a link) to send an email to the person in this position

CTQG is now on **Instagram!!!**
Check us out and give us a like!



<https://www.instagram.com/commonthreadquiltguild/>

Quilting Stitches
Stitching your labour of love

Shelley Byers
Longarm Quilter

Iroquois, ON
(873) 355-7123
www.quiltingstitches.com



Taylor Sewing

June 2024
Supporting You From Your Very First Stitch!

QUILT SHOP

Drop your machine off for repair any time between June 25th and 29th and receive a \$20 coupon at pickup, for use in July.





Facebook Tailgate Sale
June 21st, 2024

SHOP SEWCIALS
June Shop Sewcial date – June 19th
10am-4pm



Check our website and follow us on Facebook and Instagram for regular updates!!




Sales and Service
Repairs to all makes & models
7712 Kent Blvd., Brockville
613-342-3153 877-837-6140
www.taylorsewing.com



Quilty Pleasures

Ottawa's largest quilt shop, where the service is small-town friendly. Located in the heart of old Orleans, conveniently close to Highway 174, Quilty Pleasures offers a full range of supplies and inspiration for the creative quilter.

Shop online at www.quiltypleasures.ca

2211 St-Joseph Boulevard
Orleans, Ontario, K1C 7C5
info@quiltypleasures.ca
613-834-3044
facebook.com/QuiltyOrleans

 **Watergirl Quilt Co.**

235 King St W, Prescott ON
www.watergirlquiltco.com

**Classes
Retreats!**

Fabrics, notions, and more to inspire you on your creative journey! Supporting you from your first cut to the quilting when you rent our Q20 BERNINA longarm.

Authorized
BERNINA
Dealer

Do something that makes you smile!
Follow us on Facebook, Youtube,
Pinterest & Instagram





2024 CTQG Quilt Show News—Janice Namiesniowski

QUILT SHOW COUNTDOWN!

Only 2 weeks before the big event.

Over 200 quilts!

- Large, small, mini, challenge – a feast for the eyes and inspiration for your future endeavours
- Pre-ticket sales at our June meeting for friends, family, coworkers and you!
- Volunteer! Without your help, the show won't go on. Online here <http://commonthreadquiltguild.ca/quilt-show-volunteer-shifts/> or in person at the June meeting.
- Coffee, Tea, Snacks and Goodies at the Café!
- 21 vendors! See the list below!
- Lots of free parking!
- Stop by the Members' Market to see what our Guild members have for sale.



Questions, concerns, thoughts? I'm here for you.

Janice Namiesniowski, 2024 Quilt Show Coordinator

ctgg.quilt.show@gmail.com

QUILT SHOW VENDORS AND MERCHANTS!!!—Joanne Fox & Cathy Gaudet

Drop by and see all your quilt shops all in one venue. Many of your favourite shops will be at the event, so don't miss your opportunity to drop by and see what's new in store.

[Among Brenda's Quilts](#)

[Auntie Em's](#)

[Bytowne Threads](#)

[Fabric Maverick](#)

[Fran's Quilting](#)

[Happy Wife Quilting](#)

[Kallisti](#)

[L'Artisane Lou](#)

[Mad About Patchwork](#)

[Mad Moody Quilting Fabric](#)

[Maker Savvy](#)

[Paisley's Quilt Shop](#)

[Quilt Fabrics](#)

[Quilters Barn and Gifts](#)

[Upper Canada Quiltworks](#)

[SewJo's](#)

[Stitch by Stitch](#)

[Taylor Sewing Quilt Shop](#)

[Watergirl](#)

[Young Vintage Fabrics](#)

[Stache Fabric & Notions](#)

VOLUNTEERS ARE STILL NEEDED!!!—Carole Maisonneuve

By the time you read this we will be less than two weeks away from our CTQG 2024 Quilt Show!

It is important to note that we still have openings to fill!

White Glove, Set Up, Tear Down, and Demo Host.

So please, take a moment to check your availability to see where you can work a shift, and share the load.

How to sign up? There are two ways to do so:

1. Register in person at the May, or June guild meetings.

2. Register electronically via the CTQG Website, follow the link on the main page or use this link: <http://commonthreadquiltguild.ca/quilt-show-volunteer-shifts/>. You will receive an email to confirm if your registration was successful. Email ctgg.quilt.show.volunteers@gmail.com if you have any questions.



QUILTERS RECYCLING TABLE

Last chance before September to engage in sustainable quilting practices by bringing or taking items to the Guild's Quilter's Recycling Table. Everybody wins.

Open for business at the June Guild meeting !

Questions to Lynn Bradley at ctgg.sewdays@gmail.com.



Elke
Schlossmacher
Longarm Quilter



alohaquilting@gmail.com
613-698-5193

809 Curlew Place
Ottawa, ON K1J9M9




alohaquilting

Auntie Em's
Quilting, Scrapbooking, Classes & More
Open 24/7 @ www.auntieemsstore.com
Where our store feels like home and memories are made and sewn ♥
Tuesday - Friday: 10am - 5pm • Saturday: 10am - 4pm
109 11th Street West • Cornwall, Ontario • (613) 938-4888
Follow us...

Our guild's Facebook page,
Common Thread Quilt Guild (Ottawa)
can be accessed at

<https://www.facebook.com/groups/526558034114649/>

Ron's Fabric

RON'S FABRICS Follow us on Facebook
LARGEST SELECTION of quilting cotton in Eastern Ontario. OVER 150 DESIGNS & COLOURS of 108" quilt backings and over 50,000 bolts of quilting cotton.
Hours Mon-Sat 10-4 • closed Sunday
314 9th St West • Cornwall, On K6J 3A7
(613) 933-6485
<https://www.facebook.com/ronsfabricscornwall>



Helping you build your stash for over 20 years!
35 King St. N. Cookstown (Just north of Hot Stacks)
We can't wait to see you!
705-458-4546 | countryconcessions.com




Grow your skills with us!
550 Days Road
Kingston, ON
613-389-2223
VISIT US IN STORE OR ONLINE
StitchByStitchKingston.com



ACQUILT—Lynn Bradley

The Guild's Go! And Go Me! cutters and dies are available to the members during all In-Person Sew Days and Retreats. Members are free to drop by and cut their fabric during these times and are not obliged to pay for the Sew Day or Retreat if they don't intend to stay.

Check out the complete list of dies - **NOW WITH PICTURES** - as well as handy tips for using the cutter at <https://commonthreadquiltguild.ca/resources/accuquilt-fabric-cutter/>

While you're thinking about which dies you may wish to use at the next Sew Day or Retreat, check out the free patterns available from Accuquilt (remembering, of course, that the Guild does not have all of the dies). <https://www.accuquilt.com/patterns/free-quilt-patterns.html>

(You have to join the AQ club to download the free patterns but joining the club is also free.)

Questions to ctgg.sewdays@gmail.com.

CTQG QUILT SHOW—MEMBERS' MARKET—Paulette Beauchamp

Those members who want to sell at the Members' Market, please make sure you have registered and you have the tags you need and the inventory sheet before bringing the items to me. Also you need to check the time and date you will volunteer at the Market during the show. I will be at the sign-up table at the next meeting.

The drop off date has changed. Please drop off your items between June 1 and June 10 and have your items tagged with the inventory sheet filled in. The drop off place is at [1141 Burgundy Ln, Orléans](https://www.google.com/maps/place/1141+Burgundy+Ln,+Orl%C3%A9ans,+ON/K1C2M9), ON K1C 2M9.

Please call me in advance before you come. The number is 613-240-0292 or 613-841-0365.

I'm looking forward to seeing all the lovely items we will have at our sale.

2024 QUILT SHOW
PRE-TICKET SALES

Available at Guild Quilt Table only

\$10.00 each, cash only

Great gifts for family, friends, coworkers,
neighbours, thank you gifts, the person that has everything...



WORKSHOPS FALL 2024—Laura Malo



SEPTEMBER 18, 2024: **Curves with the Peacock** presented by Tamara Kate

Date: Wednesday, September 18th, 2024—9:30 am to 4:00 pm

Location: Notre Dames des Champs, Navan

Cost: \$60.00

Check out Tamara's full bio at her website "kayajoydesigns.com"

OCTOBER 19, 2024: **Beginning Paper Piecing—Christmas Edition!** presented by Diane Quirouette

Date: Saturday, October 19th, 10:00 am to 3:00 pm

Location: Pat Clark Community Centre

Cost: \$30.00

Check out the sample on the Workshop Table at the June meeting!



Tamarack CHILD'S Jacket (and the Adult version if you missed it) presented by Melanie MacDonald held over two days

Dates: Saturday, November 9th and November 16th

Location: TBD

Cost: \$50.00. Participant will also need to purchase or borrow the jacket pattern.

Melanie will be at the June meeting to show off the child's jacket



HOW TO REGISTER AND PAY FOR A WORKSHOP:

Register for any workshop by sending a email to ctgg.workshops@gmail.com

Payment for any workshop can be done by e-transfer. Please send the funds to ctgg.treasurer@gmail.com

Please join us to create something fabulous.

Pauline Clarke

Computerized Long Arm Quilting
Quilt Restoration
Canada's Initial Glide Thread Distributor

613-866-2992



email: pauline@3dogsquilting.ca

www.3dogsquilting.ca

madmoody
quilting fabrics

madmoodyquiltingfabrics.com

MADMOODYQUILTINGFABRICS@GMAIL.COM

514-425-0775

1727 DES POMMETIERS, PINCOURT, QC, J7W 0A5



IN TOWN RETREATS—Catherine Parkinson and Laurelle Callaghan

A big thank you to everyone who participated in the 2023-2024 retreats, and a special **THANK YOU** to those whose cooked or baked. The retreats would not have been a success without your yummy culinary contributions!



Dates for the 2024-2025 retreats:

1 October 18-20 or October 25-27 **2** January 17-19 or January 24-26 **3** April 25-27 or May 2-4

We look forward to seeing you there!

Advertising Space

Business Card: \$8 / month (3½" x 2" or 2" x 3½")

¼ page: \$16 / month (4⅞" x 3½")

½ page: \$30 / month (4⅞" x 7¼" or 8½" x 3½")

Full page: \$55 / month (8½" x ¼")

Contact ctgg.newsletter.billing@gmail.com

OTTAWA SEWING CENTRE

is here for all your sewing needs

INTRODUCING

Quilter's Evolution
QUILTING FRAME



NEW

Evolve In Your Quilting

Most quilters face the challenge of having to choose between quilting space, and the size of quilt they can create. Are you one of them?

Whether you are looking to free yourself from the table, or are ready for a quilting frame that can match your quilting prowess, the Quilter's Evolution Frame is the only frame on the market that will never make you choose.



Shop anytime at ottawasewing.com

Book your service drop-off appointment or instructional session for your sewing machine or serger at ottawasewing.com



107 -1390 CLYDE AVE, NEPEAN, ON, K2G 3H9
613-695-1386 888-435-7204
ottawasewing@gmail.com



1963 OLD HWY 2, BELLEVILLE, ON, K8N 4Z2
613-966-4715 |

STORE@ARTISTICQUITSWITHCOLORS.COM

HOURS: MONDAY - SATURDAY 10AM - 5PM

[f](#) [i](#) [v](#) @ARTISTICQUITSWITHCOLORS

KAFFE FASSETT

TIM HOLTZ

ANNA MARIA HORNER

TULA PINK

PHILIP JACOBS

SUE PENN

& MORE!



**Handi
Quilter**

OFFICIAL RETAILER

BERNINA



MEMBERSHIP DESK—Susanne Martin

Hello June! The 2024 – 2025 membership application is now “live” allowing returning Members to get an early start on next year’s membership by renewing online.

Prices remain the same: Membership fee, \$40.00 for the year ending June 30, 2025; Name-tags \$18.00 and Guest fee \$5.00. Please e-transfer fees to our Treasurer: ctqg.treasurer@gmail.com

****NEW MEMBERS**** We are extending a Spring special to New Members joining in June. Join & pay for the 2024-25 Guild term now, and we will include June’s membership at no additional cost. That’s 13 months of Guild membership for the cost of 12 months.

No need to wait until September to join or renew. Looking forward to seeing everyone on Guild night.

COTTON

- CLASSES
- FABRICS & NOTIONS
- SEWING MACHINES
- LONGARM MACHINES

WWW.QUILTETCOTON.COM | 819.617.6777
110, GEORGES, #302, CATINEAU (QC)

CHECK OUR WEBSITE FOR MONTHLY SALES
Long Arm Quilting • Trending Fabric • Notions

Happy Wife
QUILTING

www.happywifequilting.ca
OPEN BY APPOINTMENT or ONLINE 24/7
280 Timberwood Drive, Carleton Place • 613-257-9023

Sew-Jo's

Husqvarna VIKING
Sewing Machine Sales & Service

Encouraging your creativity through the art of sewing

- **Threads**
 - sewing
 - rayon embroidery
 - polyester embroidery
 - cotton quilting
- **Sewing, Quilting and Embroidery machines**
 - Quality cotton fabrics
 - Battings and stabilizers
 - Quilt and bag patterns
 - Notions

And sew much more!!!!

405 St. Laurent Blvd. Ottawa, ON K1K 2Z8

www.sew-jos.ca info@sew-jos.ca Tel: 613-748-7878

Follow us at *Sew-Jo's*

Fran's Quilting Services



Expert quilting teaching, advice & more

- Beginner basics to make a quilt
- Techniques for hand and machine quilting
- Fabric kits & patterns available for purchase
- Encouragement for a new or ongoing project
- Design your quilt from a photo
 - According to desired size
 - Provide details of fabric requirements
 - Provide cutting and piecing instructions.
 - Hands-on assistance if required.

To meet for a free consultation email-

fran.oneill101@gmail.com



SEW DAYS

Lynn Bradley (In Person Sew Days) & Ruth Oswald (Virtual Sew Days)

The next Sew Day is coming up - **Saturday, June 8th, 2024** from 9:00 until 5:00!

This will be the last in-person Sew day until September.

Still need to sew sleeves or put the finishing touches on your quilt for the Show? Join us at the Notre Dame Des Champs Community Center on Navan Road. Show up with cash in hand - \$10 for members and \$12 for non-members (exact change would be appreciated) and we'll provide the space, coffee and tea, and fellow quilters.

Sew Days are no-frills. Participants set up their own sewing space, help with common set up and bring their own lunch and snacks. **Please remember** that participants are also expected to help with packing up and putting away common areas (ironing, cutting, and Accuquilt tables), which will start at 4:30. If you have to leave early, please ask someone to cover pickup for you.



Many of you have seen one of Shirley MacFadden's excellent Accuquilt demos – including the one at the last Guild meeting. Check out the new Accuquilt Go Me! small fabric cutter. Plan ahead to cut your fabric at a Sew Day or retreat. And don't forget, you can drop in any time at Sew Days or retreats to use the Accuquilt without charge.

Questions to ctgg.sewdays@gmail.com.

COMMUNITY PROJECTS WILL ACCEPT DONATIONS AND COMPLETED KITS AT SEWDAYS.

Quinte Quilt Show 2024 Info—Quilting For the Holidays.

Quinte quilt show will take place at: Quinte Curling Club
246 Bridge Street West, Belleville, Ontario, K8P 5L6
On Saturday 7 September 10-5, and Sunday 8 September 10-4.

There will be vendors of yard goods, and sewing notions, a bustling marketplace where one can get their holiday shopping done, many gorgeous locally made quilts, home accessories, raffle items and a chance to win a basket by filling out the Quinte Quilters Quiz.

Belleville is located in the Quinte area. The Quinte area is a beautiful area with many restaurants, hiking trails, 2 provincial parks nearby (Presqu'île PP and Sandbanks PP), shopping, hotels, museums (Glanmore National Historic Site, National Air Force Museum, Quinte Museum of Natural History) and beautiful quilt stores (2 locations of Kraft Village, and Artistic Quilts with Colors). Come to our quilt show, and stay for a little holiday .

Kingston is less than an hour away, with another two quilt stores (Stitch by Stitch and Homemade), and we are along the 401 corridor which will take you to many more shops.

Belleville is also next door to Prince Edward County – home of many beautiful vineyards and wineries. Fine cuisine and lovely boutiques can be found in the county. PEC is a very popular get-away place.

Our website can be found at: <https://quintequiltersguild.ca/>

Our quilt show page at: <https://quintequiltersguild.ca/256-2/355-2/>



Quinte Quilters Guild

Quilt Show 2024

Quilting for the Holidays



quintequiltersguild.ca

September 7th
10:00am - 5:00pm

September 8th
10:00am - 4:00pm

Featuring

- Raffle Quilt and Baskets | Members Marketplace
- Tea / Lunch Room |
- Vendor Demonstrations | Vendors

Quinte Curling Club
246 Bridge St. W
Belleville, ON





A MESSAGE FROM THE SUDBURY AND DISTRICT QUILTING AND STITCHERY GUILD—QUILTS ON THE ROCKS QUILTING AND STITCHERY SHOW

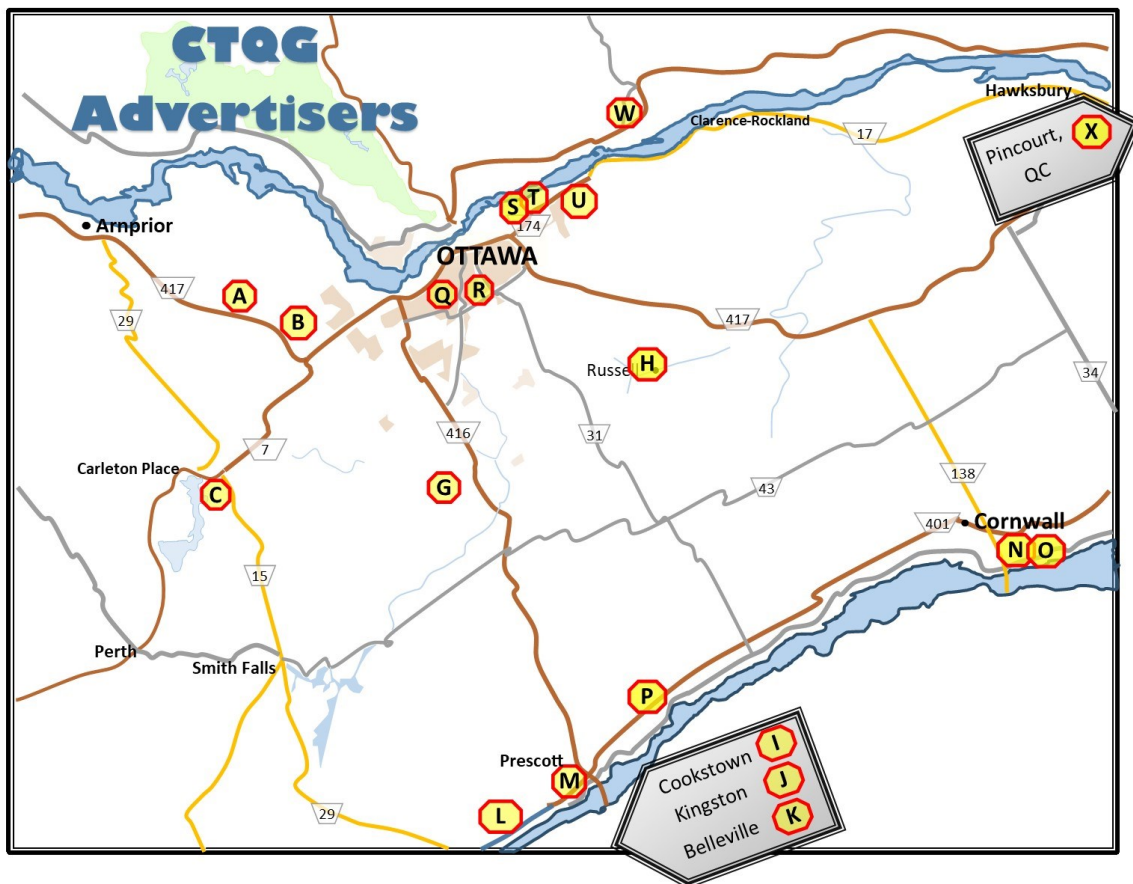
Dear Friends in Quilting, Stitchery & Fibre Arts,
The Sudbury and District Quilting and Stitchery Guild is happy to announce our 2024 Quilts on the Rocks (QOR) Quilting and Stitchery Show. This year's show will be hosted at the Days Inn (former Northbury Hotel) from October 19-20, 2024. The show will be open from 10am to 4pm each day and will include quilting and stitchery displays, a merchant mall, a community quilts program display, a boutique, and a silent auction. Admission is \$10 per person and tickets may be purchased in advance or at the door.

In addition to our regular show highlights, we are pleased to have Judy Lyons participating in this year's QOR. Judy is a specialist in the appraising of traditional and non-traditional quilts, fibre art, needlework, and textiles. She is an accredited member of the International Society of Appraisers and is also certified with the American Quilters Society (AQS). We welcome anyone to take advantage of the opportunity to have their quilt or stitchery item appraised during our show. You will receive a written document confirming the age, identification, constructions, workmanship, and up-to-date unbiased estimated value of your quilt, art quilt, stitchery or garments. Please contact Kathryn McIlmoyle (705-822-1113) to book an appointment for Saturday or Sunday. The cost is \$60.00 for appraisal, paid directly to Judy.

Please note that our show location has rooms set aside for show attendees; the code for your reservation is "quilt show" and rooms will cost \$119 per night. Call 705-675-5602 to make your hotel reservations before September 19th, 2024. Unfortunately, new hotel management has closed the in-hotel restaurant and cannot guarantee it will be reopened by October. Despite this, there are many great restaurants within a few minutes of the hotel, and we are happy to make recommendations if you need them.

If you have any questions, would like to pre-purchase tickets, or would like paper copies of publicity materials, please feel free to go to our website (www.sdqsg.com), email us (sdqsg@gmail.com), or call Kathryn (705-822-1113) or Ashleigh (705-677-8704).

The poster features a green and blue checkered border. At the top, it says 'Sudbury and District Quilting and Stitchery Guild Presents:'. Below that is a logo with three trees and the text 'QUILTS ON THE ROCKS' in large green letters, followed by 'QUILTING & STITCHERY SHOW' in blue. A central box contains the dates '19-20 OCT 2024', the time '10am - 4pm', and the location 'DAYS INN HOTEL 50 BRADY ST. SUDBURY'. Below this, a list of activities is shown: 'QUILTING & STITCHERY DISPLAYS', 'MERCHANT MALL', 'QUILT APPRAISALS BY JUDY LYONS', 'COMMUNITY QUILTS PROGRAM DISPLAY', 'BOUTIQUE', 'SILENT AUCTION', and 'AWARDS'. At the bottom, it states '\$10 ADMISSION' and provides contact information: 'SEE OUR WEBSITE: WWW.SDQSG.COM', 'CONTACT US: SDQSG@GMAIL.COM', and 'KATHRYN: 705-822-1113'. There are also small icons of a spool of thread and a needle.



| Approx Zone | Map Listing | Advertiser (in order of Zone/Map Listing) | Address | Phone # |
|--------------------|-------------|---------------------------------------------------------|-----------------------------------|--------------|
| West | A | Happy Stitch Quilt Co | 105 Terraview Drive, Ottawa | 289-219-3121 |
| | B | Paisleys Quilt Shop | 112 John Cavanaugh, Carp | 613-203-9011 |
| | C | Happy Wife Quilting | 280 Timberwood Dr, Carleton Place | 613-257-9023 |
| South & South-West | G | 3 Dogs Quilting | North Gower, ON | 613-866-2992 |
| | H | Quilters Barn and Gifts | 1087 Concession St., Russell | 613-496-2276 |
| | I | Country Concessions | 35 King St. N., Cookstown | 705-458-4546 |
| | J | Stitch by Stitch | 550 Days Road, Kingston | 613-389-2223 |
| | K | Artistic Quilts with Colors | 1963 Old Highway #2, Belleville | 613-966-4715 |
| | L | Taylor Sewing Quilt Shop | 7712 Kent Blvd., Brockville | 613-342-3153 |
| | M | Watergirl Quilt Co | 235 Water Street West, Prescott | 343-260-9227 |
| | N | Auntie Em's Scrapbooking & Quilting | 109 11th Street West, Cornwall | 613-938-4888 |
| | O | Ron's Fabrics | 314 9th St West, Cornwall | 613-933-6485 |
| Central | P | Quilting Stitches | 10235 Broken 2 Rd, Iroquois | 873-355-7123 |
| | Q | Ottawa Sewing Centre | 1390 Clyde Avenue, Ottawa | 613-695-1386 |
| | R | Fran's Quilting Services | 60 Sparrow Way, Ottawa | 613-733-7865 |
| | S | Sew-jo's | 405 St Laurent Blvd, Ottawa | 613-748-7878 |
| | T | Aloha Quilting | 809 Curlew Place, Ottawa | 613-698-5193 |
| East | U | Quilty Pleasures | 2211 St Joseph Blvd., Orleans | 613-834-3044 |
| | W | Quilt et Coton | 110 rue George, #15, Gatineau | 819-617-6777 |
| | X | Mad Moody Quilting Fabrics | 1727 Des Pommeliers, Pincourt, QC | 514-425-0775 |