

**Next Meeting:**

## January 9, 2024 Online Meeting Via Zoom

\* Online Meeting: 7:30 pm—9:00

\* Shop of the Month:

**3 Dogs Quilting**

\* Fat Quarter Club:

**None this month—Will restart in April**

**Sew and Share: Please send a photo of any quilts or projects you have completed to our Guild President. She will share your photo at the meeting!**

**In this Issue:**

* CTQG Constitution Update .....	1
* Meeting Programme.....	2
* Quilt Show Members' Boutique .....	2
* President's Message .....	3
* Executive & Committee Members...	4
* Sew and Share .....	4
* Special Editorial-Slash Your Stash ...	5
* CTQG Quilt Show News .....	6
* Membership.....	7
* "No Touch Mini Quilt Challenge" ....	8
* Library .....	9
* Workshops .....	10
* In Town Retreats .....	11
* Community Projects .....	12
* Sew Days .....	13
* Quilting Recycling Table .....	15
* Accuquilt Go! Info .....	15
* Quilt Show Categories .....	16
* Map of Advertisers .....	17

*If you are a guild member and not receiving the newsletter, please let us know at:*

[ctgg.membership@gmail.com](mailto:ctgg.membership@gmail.com) and  
[ctgg.newsletter.editor@gmail.com](mailto:ctgg.newsletter.editor@gmail.com)

## CTQG Constitution Update—Laura Evans

**The Fine Print**

Yes. Even quilt guilds have fine print that explains some of the who and what. That's our constitution. Every registered organization has to have one. It's on our website if you want to read it.

The Common Thread constitution was revised a few years ago and we need to do a bit more tinkering. The Ontario Government has passed a law to streamline and standardize all non-governmental organizations from churches and food banks right through to quilt guilds. Some of the language has been clarified of what it is to be a Director and adding the ability to hold on-line business meetings. We must have a new constitution in place by the Fall.

I am taking the lead to research and write the new CTQG constitution. I have already had some input and links to background information. Are you also a word-smither? A lover of signing authority details? Have you worked on another organization's constitution? I would like to have one session to review, discuss and advise. Then come back for comments and proofreading. I see this happening from now through April.

The Constitution will come to the whole membership at our June business meeting. All members will have a copy ahead of time.

If you have ideas, concerns and, especially, if you want to take part... please email me at

[ctgg.past.president@gmail.com](mailto:ctgg.past.president@gmail.com).



## PROGAMME—Gloria Loughman—The Quilted Landscape

Gloria Loughman lives in Australia close to the sea in a beautiful part of Victoria called Clifton Springs. Married with three daughters, she is a trained secondary teacher having worked mainly in the literacy and special education faculties. Her initiation into the world of patchwork occurred approximately 30 years ago when she was recovering from a course of chemotherapy.

Over the years she has dabbled in many areas including strip piecing, bargello, colourwash, fabric dyeing and painting, and machine embroidery. After completing some studies in design and color as part of a Diploma of Art in 1996, she began to make her large vivid landscape quilts depicting the Australian bush. Having the opportunity to travel to many unique and fascinating parts of her continent, she is continually challenged to reproduce these images in fabric. Most of the textiles used have been hand dyed or painted and feature extensive machine embroidery. These quilts have won many major awards in Australia, Europe, Japan and the United States. Her quilt 'Kimberley Mystique' was the winner of Australia's most prestigious national quilting award in 2003.



She has been teaching patchwork classes for many years and she really enjoys sharing her knowledge and skills with others. She likes to challenge her students to design their own quilts, but she is also happy to provide patterns for those less confident.

As well as being in demand as a teacher, she has had the privilege of judging at many major shows. She has also had a number of solo exhibitions both in Australia and overseas, has had four books published (Luminous Landscapes, Quilted Symphony, Radiant Landscapes and Fabulous facades) and has an on-line class featured on the Craftsyt website.

What began as a therapy has developed into a passion and has given her the opportunity to travel the world exhibiting her quilts, teaching classes and meeting lots of wonderful people. Join Gloria during our January meeting as she presents to us The Quilted Landscape.

## QUILT SHOW MEMBERS' BOUTIQUE—Paulette Beauchamp

As our quilt show date is getting closer, I would like to remind you of the Members' Market at the show. Now that the holidays are over, it's time to start making the items you plan to sell. I would like a couple of volunteers to discuss the method we will use on collecting the items, selling them and returning unsold items to the members who participated. I also need a volunteer to help with displaying the items for sale. All those who expressed an interest in participating at the Members' Market, please confirm with me that you are still interested. Don't forget, if you have items to sell, we also expect you to volunteer a couple of hours at our booth during the quilt show. I'm looking forward to seeing all of the items we will be offering at our Market.

My contact information is quiltingqueen30@gmail.com. Wishing you all a Happy, Healthy and Productive New Year.



## President's Message

Diane Grover



### President's Message

#### The Two Faces of Quilting:

The month of January is named after Janus, the two-faced god of Roman mythology. In Ottawa, I enjoy the bright, clear blue skies of a January day that illuminate my sewing room with natural light. However, January also brings early darkness, snowstorms and hazardous walking conditions. Indeed, January seems aptly named with its two aspects.

Duality is also deeply embedded in quilting. Consider the design choices of a two-colour quilt: red and white, yellow and blue or grey and orange. These combinations usually aim for high contrast, in which one colour is played against the other. Any one colour would be nice, but the beauty is in the interplay between them. Modern quilts also take advantage of duality in their aesthetic. The use of negative and positive space in these creations often showcases minimalist piecing juxtaposed with elaborate quilting. In fact, contemporary quilts easily contrast with the intricate hand-pieced traditional quilts of yesteryear.

I even find that in my own quilting, I will often alternate between a complex quilt and a simplistic one, a sort of ebb and flow that satisfies both my need for a big project and instant gratification. There are speedy sewers who are already planning their next project and those who prefer the slow sewing movement, savouring the process. Some quilters are starting now to consider the backs of their quilts, making an "after quilt", carefully choosing fabric to complement the front or using some other design element to provide a cohesive yet two-sided quilt.

Let us embrace January's two faces and consider how we can use this aspect in our creative pursuits.

Diane Grover, President



**Paisleys Quilt Shop**  
Fabric and Gifts

Info@PaisleysQuiltShop.com      112 John Cavanaugh Drive  
www.PaisleysQuiltShop.com      613-203-9011

**Auntie Em's**  
Quilting, Scrapbooking, Classes & More  
Open 24/7 @ [www.auntieemsstore.com](http://www.auntieemsstore.com)  
Where our store feels like home and memories are made and sewn ♥  
Tuesday - Friday: 10am - 5pm • Saturday: 10am - 4pm  
109 11th Street West • Cornwall, Ontario • (613) 938-4888  
Follow us... f @

**Pauline Clarke**  
Computerized Long Arm Quilting  
Quilt Restoration  
Canada's Initial Glide Thread Distributor

613-866-2992

**3 dogs quilting**

email: [pauline@3dogsquilting.ca](mailto:pauline@3dogsquilting.ca)      [www.3dogsquilting.ca](http://www.3dogsquilting.ca)





## Executive and Committee Members 2023/2024

President: Diane Grover

Vice-President:

Secretary: Leslie Pelletier

Treasurer: Libby McRobbie

Programme: Rhonda Thibault and Susan Thibault

Retreats: Catherine Parkinson

Workshops: Laura Malo

Sew Days: Lynn Bradley

Membership: Susanne Martin

Challenge: Diane Grover

Community Projects: Lynn Bradley & Maria Fleming

Library: Janice Namiesnioswki & Judy Loree

Shop of the Month: Lisa Fedak

Fat Quarters Club: Del Jazey & Susan Baker

Website: Sonia Latchman

Newsletter: Marian Burke

Newsletter Ads/Billing: Roberta Ronayne

*Click on position (which is a link) to send an email to the person in this position*

## *Fran's Quilting Services*



*Expert quilting teaching, advice & more*

- Beginner basics to make a quilt
- Techniques for hand and machine quilting
- Fabric kits & patterns available for purchase
- Encouragement for a new or ongoing project
- Design your quilt from a photo
  - According to desired size
  - Provide details of fabric requirements
  - Provide cutting and piecing instructions.
  - Hands-on assistance if required.

To meet for a free consultation email-

[fran.oneill101@gmail.com](mailto:fran.oneill101@gmail.com)

## SEW AND SHARE

We work hard on our quilts so let's show them off. Take pride in your accomplishments. Inspire others.

Send a photo of a quilt or two with a few words about the quilt to our president. She will share the photo with our members at the January online Guild meeting.



*Sew-Jo's*

Husqvarna VIKING

Sewing Machine Sales & Service

*Encouraging your creativity through the art of sewing*

- Threads
  - sewing
  - rayon embroidery
  - polyester embroidery
  - cotton quilting
- Sewing, Quilting and Embroidery machines
- Quality cotton fabrics
- Battings and stabilizers
- Quilt and bag patterns
- Notions

And sew much more!!!!

405 St. Laurent Blvd. Ottawa, ON K1K 2Z8

[www.sew-jos.ca](http://www.sew-jos.ca)

[info@sew-jos.ca](mailto:info@sew-jos.ca)

Tel: 613-748-7878

Follow us at Sew-Jo's



## Special Editorial—Part Two—Slash Your Stash

Diane Grover

### Slash Your Stash – Part Two

Last month, I gave you some non-quilting ideas for using up your stash that were primarily focused on the kitchen. Many of those projects were also somewhat small, not making a significant dent in your quilting stockpile. This month, we're stepping up our game, with bigger projects that will have you clearing out your shelves in no time.

**Tablecloths.** This is an incredibly easy sewing project using yardage and an easy hem. For larger tables, you can always piece your fabric with a main central panel with borders added as necessary. When adding borders, a mitered corner looks neater and uses more fabric. Table clothes can be left unlined or you can finish the underside.

**Chair Bows.** Make large bows from seasonal fabrics to decorate your dining rooms chairs. Essentially, this is a long tube of fabric (turned so all seams are on the inside) and then tied around the back of a chair so that the bow is facing outwards. Use seasonal fabrics to coordinate for the occasion. Don't want to make lots of bows? How about just one for that special person on their birthday.

**Chair Sleeves.** Even easier than a bow is a fabric sleeves that slides over the back of your dining room chair to accessorize your festive table. Similar to a pillowcase, you can leave it loose or add some ties or elastic to make it fit more snugly. Seasonal fabrics allow you to coordinate accordingly.

**Bags.** This is a very big category and, depending on the type of bag, may not actually use up a lot of fabric. Think beyond the quilted purses and project bags that you might have already made and go bigger. How about re-usable shopping bags, holiday gift bags, wine bags, etc.? Shoe bags, craft project bags, Christmas ornament storage bags and travel pouches are all easy to make and a good first start to using up your stash.

**Document Envelopes.** Similar to bags but stiffened with stabilizer or interfacing, document envelopes are quick and easy to make and can be sized to meet your needs – 9 ½" X 14" is a good size to start. You can make a flap to close or just use two pieces of fabric the same size, sewn along three sides. You can either practise inserting a zipper or use some other type of fastener such as snaps, Velcro, or buttons. You may even want to use iron-on vinyl to add some durability.

**Pillowcases.** Another obvious project that uses slightly less than 1 metre of fabric for the main body of the pillowcase. These are easy and can be whipped up as quick gifts, craft sale items or just for fun.

**Pillows.** Countless design options and sizes ranging from an accent pillow to a full-length body pillow, reading pillow or even pet pillow (dog bed).



CANADIAN  
Quilters  
Courtepointes  
CANADIENNES

Are you looking for that perfect gift for yourself or a friend to start the new year off right? Then consider a membership to the [Canadian Quilters Association](https://www.canadianquilters.org/). You can learn new techniques, enter challenges, and have access to exclusive patterns and tutorials. Members also receive Canadian Quilter magazine, filled with award-winning quilts, industry updates and national

quilting news. CQA members also benefit from special offers on Quilt Canada registration and entry fees. At just \$55/year, it's a gift that can be enjoyed year-round.



## 2024 CTQG Quilt Show News



**Show Date:** Friday 14 June (10-7) and Saturday 15 June (10-6) 2024

**Show location:** Earl Armstrong Arena, 2020 Ogilvie Road (beside the new Costco)

**Count Down...5 months 13 days to the Quilt Show!**

### Quilt Show Challenge: BLACK AND WHITE PLUS ONE

WAHOO! I have my quilt top for the Challenge done, now I have to decide on borders. How are you doing on your Challenge Quilt? This is a special challenge for this Quilt Show year 2024. Take black and white fabric and add one more colour and make a quilted item, with a perimeter of 349" or less. (remember that black and white make grey). (Maximum of 1 Entry)

### Pre-Quilt Show Challenge: NO TOUCH MINI QUILT

Make little quilt(s) no bigger than 12" x 12" (fully finished) that says "don't touch the quilts" in a clever, pictorial way. Add a 2" Sleeve, sign and date the back. Hand it in to the Quilt Show table at guild night for your chance at \$\$\$ prizes. See the separate write up in the Newsletter for more details.

### Quilt Member's Boutique: PLEASE SEE ARTICLE ON PAGE 2 FOR MORE INFORMATION AS WELL.

This is your opportunity to sell your quilt related items. Think; bags, quilts, table runners, place mats, mug rugs, etc. Does this interest you? You can sell one or many items. Many of the Quilt shows this past year have had successful "Quilt Members Boutiques". Some Quilt Show attendees would like an opportunity to buy something handmade. If you are thinking or planning to participate, have questions, please email Paulette at [quiltingqueen30@gmail.com](mailto:quiltingqueen30@gmail.com)

### Youth Category:

Encourage young quilters you know to submit their creations. Youth must be registered as a member (no membership fee required) and have a close connection with an adult CYQG member.

**PLEASE SEE PAGE 16 OF THIS NEWSLETTER FOR MORE INFORMATION ON QUILT SHOW CATEGORIES!!!**

**Quilt Registration:** Opens 1 March 2024, closes 14 May 2024.

Questions? Suggestions? Drop me a line

Janice Namiesniowski, 2024 CTQG Quilt Show Coordinator, [ctgg.quilt.show@gmail.com](mailto:ctgg.quilt.show@gmail.com)







## MEMBERSHIP DESK

**Happy 2024 everyone!** Hope everyone had a grand holiday season.

We are meeting via ZOOM these next 3 months and should you have friends that would like to join please have them register and pay online and I will add them to the master membership list. Membership fee is \$40.00 for our quilt year ending June 30, 2024. Name-tags currently remain at \$18.00.

Happy quilting during these winter months.

Susanne

P.S. Here is a quick [link](#) to the member page of the Guild website.



1963 OLD HWY 2, BELLEVILLE, ON, K8N 4Z2  
613-966-4715 |

STORE@ARTISTICQUITSWITHCOLORS.COM  
HOURS: MONDAY - SATURDAY 10AM - 5PM

@ARTISTICQUITSWITHCOLORS

KAFFE FASSETT

ANNA MARIA HORNER

PHILIP JACOBS

TIM HOLTZ

TULA PINK

SUE PENN

& MORE!



**Handi  
Quilter**

OFFICIAL RETAILER

**BERNINA**

**Quilty  
Pleasures**

Ottawa's largest quilt shop, where the service is small-town friendly. Located in the heart of old Orleans, conveniently close to Highway 174, Quilty Pleasures offers a full range of supplies and inspiration for the creative quilter.

Shop online at [www.quiltypleasures.ca](http://www.quiltypleasures.ca)

2211 St-Joseph Boulevard  
Orleans, Ontario, K1C 7C5  
[info@quiltypleasures.ca](mailto:info@quiltypleasures.ca)  
613-854-3044  
[facebook.com/QuiltyOrleans](https://facebook.com/QuiltyOrleans)

**Elke  
Schlossmacher**  
Longarm Quilter

[alohaquilting@gmail.com](mailto:alohaquilting@gmail.com)  
613-698-5193

809 Curlew Place  
Ottawa, ON K1J 9M9



[alohaquilting](https://www.instagram.com/alohaquilting)





## THE CTQG 2024 QUILT SHOW “NO TOUCH MINI QUILT” CHALLENGE

Elizabeth Barr

### What is a “No Touch Mini Quilt”?

It is a little quilt, no bigger than 12” x 12” (fully finished) that says “don’t touch the quilts” in a clever, pictorial way just like these examples. As well it needs to have a 2” sleeve and have your name and date on the back.



The above quilts are the first entries and were made by: L.S., T.R., M.K., and M.F.

### The Quilt Show needs at least 40 Mini Quilts!

Get your creative juices flowing, jump on the computer (Pinterest) for ideas and make one, two or more NO TOUCH QUILTS. Multiples of the same quilt are welcome as we need many on display to help us let 2024 CTQC Quilt Show visitors know that there is to be no touching of the quilts.

**Creative freedom is yours!** Piece it, applique it, the technique choice is yours!

Chance at a cash prize! Total cash prizes of \$100.

For every MINI QUILT you make, you will be entered in a **cash draw**. The more you make, the more chances you have to win! The deadline is April 9, 2024 (guild night). On the plus side, you will have a quilt in the show!!

**How to do the lettering?** A common question. A few suggestions; Wide satin stitch, cut out the letters and iron on or applique on, perhaps you know someone with an embroidery unit, or a Cricut cutter?

### Boring disclaimer part:

**Please note that all submissions will become property of the Common Thread Quilt Guild to be proudly displayed for future shows.**

Hand in your NO TOUCH QUILT on guild night at the Quilt Show Table.

Your Quilt Show Planning Committee

Thanks you!

[ctqg.quilt.show@gmail.com](mailto:ctqg.quilt.show@gmail.com)







## LIBRARY NEWS—Janice Namiesnioswki & Judy Loree

Enjoy the books, magazines and rulers that you checked out! You still have January. February and March to savour your books.

We can't wait to see what you have created from your CTQG Library resource!!!

April 9, 2024 is the next in person library date. Should, for whatever reason, you want to return your items before that date, please email us and we'll give you location to drop off your books.

Happy Reading and Quilting

Janice and Judy

[ctqg.library@gmail.com](mailto:ctqg.library@gmail.com)



### OTTAWA SEWING CENTRE

is here for all your sewing needs

INTRODUCING

*Quilter's Evolution*  
QUILTING FRAME



NEW

Evolve In Your Quilting

Most quilters face the challenge of having to choose between quilting space, and the size of quilt they can create. Are you one of them?

Whether you are looking to free yourself from the table, or are ready for a quilting frame that can match your quilting prowess, the Quilter's Evolution Frame is the only frame on the market that will never make you choose.



Shop anytime at [ottawasewing.com](http://ottawasewing.com)

Book your service drop-off appointment or instructional session for your sewing machine or serger at [ottawasewing.com](http://ottawasewing.com)



107-1390 CLYDE AVE, NEPEAN, ON, K2G 3H9

613-695-1386 888-435-7204

[ottawasewing@gmail.com](mailto:ottawasewing@gmail.com)

*Taylor Sewing*  
QUILT SHOP

January 2024

Supporting You From  
Your Very First Stitch!



Bring back your unopened envelopes throughout the month of January to reveal your Sweet Surprises!



Registration open for 2 new  
Block of the Month Programs

Check our website and follow us on Facebook and Instagram for regular updates!!

JANOME

Sales and Service  
Repairs to all makes & models  
7712 Kent Blvd., Brockville  
613-342-3153 877-837-6140  
[www.taylorsewing.com](http://www.taylorsewing.com)



PFAFF



**Watergirl**  
Quilt Co.

235 King St W, Prescott ON  
[www.watergirlquiltco.com](http://www.watergirlquiltco.com)

*Classes*  
*Retreats!*

Fabrics, notions, and more to inspire you on your creative journey! Supporting you from your first cut to the quilting when you rent our Q20 BERNINA longarm.



Do something that makes you smile!  
Follow us on Facebook, Youtube,  
Pinterest & Instagram





## WORKSHOPS

### Laura Malo

#### Montage Art Quilts using Panels with Cyndi McChesney (virtual)

2 sessions: Thursday February 15th and Thursday February 22nd, 2024

9:30 am to 12:00 pm

Virtual (in the comfort of your home)

\$50.00

\*Register by sending a email to [ctgg.workshops@gmail.com](mailto:ctgg.workshops@gmail.com)



#### Patchwork Illusion with Paul Leger (in-person)

Saturday, April 13th, 2024

9:30 am to 4:00 pm

Notre Dames des Champs, Navan

\$30.00 plus \$40.00 for the kit Total \$70.00

\*Register by sending a email to [ctgg.workshops@gmail.com](mailto:ctgg.workshops@gmail.com)



#### Tamarack Jacket (in-person) held over two days

Thursdays, May 16th and May 23rd, 2024

9:30 am to 4:00 pm


Notre Dames des Champs, Navan

\$50.00. Participant will also need to purchase or borrow the Tamarack jacket pattern

\*Register by sending a email to [ctgg.workshops@gmail.com](mailto:ctgg.workshops@gmail.com)

Just a reminder that if you are paying by e-transfer for any workshop, please send the funds to [ctgg.treasurer@gmail.com](mailto:ctgg.treasurer@gmail.com)

**Please join us to create something fabulous.**





## IN TOWN RETREATS

Retreat Coordinator: Catherine Parkinson

Hello Quilters!

My name is Catherine Parkinson and I have the pleasure of being the new Retreat chair. After a busy holiday season, you may be ready for some relaxation at a CTQG retreat.

We have 4 upcoming retreats:

- \* **January 19-21 or January 26-28** (choose one only)  
Still some spaces left at each one
- \* **April 19-21 or April 26-28** (choose one only)  
Registration opens February 1, 2024

REMEMBER that we are always in need of volunteers to make it all happen. Each retreat requires: 4 main meal cooks, 4 soup makers and 8 dessert bakers. Cooks and bakers get their ingredients reimbursed plus a \$15 honorarium. For the first retreat in January, Laura Evans has kindly volunteered to help out with the meal coordination.

**At the retreat:** ALL participants are asked to help with set up and take down, as well as helping with 1 meal serving or cleanup. A sign up sheet will be available at the retreat.

We are looking forward to seeing you there.

**Retreat location:** Notre-Dame-des-Champs Community Centre, 3659 Navan Road, Navan

**Hours:** Friday 10am-9pm, Saturday 9am-9pm, Sunday 9am-4pm

**Cost including meals:** \$80 for Guild members, \$95 for non-members

### Two ways to register:

1 - By email: [ctqg.retreats@gmail.com](mailto:ctqg.retreats@gmail.com)

You will receive a confirmation email response from RETREATS

2 - At Guild meetings: Sign up at the Retreats table at the back of the room

**Preferred method of payment:** E-transfer to [ctqg.treasurer@gmail.com](mailto:ctqg.treasurer@gmail.com)

### RETREAT REFUND POLICY:

No refund will be given. A substitute person can replace the sick or unavailable participant.

The participant has the responsibility to find a replacement to get their money back. If there is a waiting list for the retreat or if someone shows interest in joining the retreat at the last minute, we can help with the replacement.

**RON'S FABRICS**

LARGEST SELECTION of quilting cotton in Eastern Ontario. OVER 150 DESIGNS & COLOURS of 108" quilt backings and over 50,000 bolts of quilting cotton.

Hours Mon-Sat 10-4 • closed Sunday  
314 9<sup>th</sup> St West • Cornwall, On K6J 3A7  
(613) 933-6485  
<https://www.facebook.com/ronsfabricscornwall>





## COMMUNITY PROJECTS - Lynn Bradley and Maria Fleming

Though we have talked about cuddle quilts before, this article will focus on ideas for design and some instructions for new quilters that wish a little more guidance.

The NICU has requested 22 inches square as the best fit over the isolates. If much bigger, it interferes with the necessary equipment, so please respect the size limit. Quilts sized between 22.5 - 21 inches, to make math easier, would be acceptable.



Here are some simple patterns to consider.

This quilt can use forty-nine  $3\frac{1}{2}$  or  $3\frac{5}{8}$  inch cut squares laid out in a  $7 \times 7$  grid.


Use 2 fabrics laid out in a checkerboard pattern, or use scraps in a random layout, or a variety of fabrics in a diagonal lay out.



This quilt uses  $4\frac{3}{4}$  inch cut squares laid out in a  $5 \times 5$  grid.



When you feel confident about these layouts, you can include some pieced blocks as well.



Easier quilt patterns to calculate, use more common-sized blocks, and then add a border that can be adjusted to fit the 22 inch requirement. (This is Maria's favourite method.)

- ◆ 36-3.5 inch cut squares laid out  $6 \times 6$  with 2.5 inch cut strips for border.
- ◆ 16-4.5 inch cut squares laid out  $4 \times 4$  with 3.5 inch cut strips for border.
- ◆ 16-5 inch charm squares laid out  $4 \times 4$  with 2.5 inch cut strips for border.

These can be cut from 2 or 3 fabrics, or scraps. Consider 2 fabrics alternating blocks laid checkerboard and a third fabric as border and binding, or one of two as border, and the other as binding. Character or themed fabric can be used to create a simple 'I Spy' style quilt, like this one. Or consider four, six or nine pieced blocks with a border.



This website <https://www.quilterscache.com/QuiltBlocksGalore.html> has hundreds of blocks to choose from. Style, size, and level of skill is indicated. There are paper pieced, applique or pieced blocks. You can also sort by block size. The sizes referenced are the finished block size.

The following options fit the Cuddle Quilt size criteria:

- Four 9 inch blocks with 2.5 inch cut strips for borders
- Four 8 inch blocks with 3.5 inch cut strips for borders.
- Nine 6 inch blocks with 2.5 inch cut strips for borders
- Twenty-five 4 inch blocks with 1.5 inch strips for borders.

Consider one large pieced block, or a small printed panel and add borders until it is 22 inches square.

Quilting may be as simple or as complicated as you wish. Stitch in the ditch, special stitches (like the serpentine stitch on some of these quilts) or plain straight stitch, can be done in rows, diagonals, or corner to corner as simple options. Wiggly lines with no measured spacing (like the first quilt) are quick to do and has a modern feel. Consider some free motion meander quilting to build up your confidence. No need to strive for perfect.

Continued on page 12 ....



## COMMUNITY PROJECTS Continued - Lynn Bradley and Maria Fleming

Continued from Page 11.....

Binding may be single binding cut at 1.5 or 1.25 inches wide, or double binding cut at 2.25 or 2.5 inches wide. Binding typically requires 3 strips width of fabric.

We also want to remember that for cuddles, and all quilts, our community is very culturally diverse, so we will request to avoid holiday-, religious-, or season-specific quilts or fabrics. Also, please remember our recipients. Theme fabric that is age appropriate is fine, particularly in scrap quilts, but please keep them in mind as we work from our stash.

As a reminder, quilts of the following sizes are appreciated by our community:

Cuddle quilts - 22" square

Kids quilts - from crib to twin - 40" x 40" to 60" x 72" (older teens may be tall)

Adult quilts - twin (60" x 72") to queen

Wheelchair quilts - 36" x 36" to 36" x 40"



Grow your skills with us!

550 Days Road  
Kingston, ON  
613-389-2223

VISIT US IN STORE  
OR ONLINE

StitchByStitchKingston.com

CHECK OUR WEBSITE FOR MONTHLY SALES  
Long Arm Quilting • Trending Fabric • Notions

*Happy Wife*  
QUILTING

www.happywifequilting.ca  
OPEN BY APPOINTMENT or ONLINE 24/7  
280 Timberwood Drive, Carleton Place • 613-257-9023



COUNTRY CONCESSIONS  
*Quilt Shop*

Helping you build your stash for over 20 years!

35 King St. N. Cookstown  
(Just north of Hot Stacks)  
We can't wait to see you!

705-458-4546 | countryconcessions.com

### Advertising Space

Business Card: \$8 / month (3½" x 2" or 2" x 3½")

¼ page: \$16 / month (4⅞" x 3½")

½ page: \$30 / month (4⅞" x 7¼" or 8½" x 3½")

Full page: \$55 / month (8½" x 7¼")

### Contact

[ctqg.newsletter.billing@gmail.com](mailto:ctqg.newsletter.billing@gmail.com)

Quilting Stitches  
Stitching your labour of love

Shelley Byers  
Longarm Quilter

Iroquois, ON  
(873) 355-7123  
[www.quiltingstitches.com](http://www.quiltingstitches.com)





## SEW DAYS

Lynn Bradley (In Person Sew Days) & Ruth Oswald (Virtual Sew Days)

Happy New Year! Some of you ushered in 2024 by participating in the Merry Mayhem New Year's Day Mystery Quilt Along. If you missed it, you can join fellow Guild members at our virtual Sew Day on **Saturday, January 13, 2024** from 9:00 until 4:30.

Please sign up to receive the link if you are not already on the Virtual Sew Days list. You can sign up for all remaining Virtual Sew Days for this membership year by emailing [ctgg.sewdays@gmail.com](mailto:ctgg.sewdays@gmail.com). You will be emailed a zoom link for each Virtual Sew Day. There is no charge for CTQG members.

**Save the dates for the rest of 2024's Sew Days –**

February 10, 2024 Virtual

March 9, 2024 In-person

April 13, 2024 In-person

May 11, 2024 In-person

## Calling all Long Armers, Mid Armers, Domestic Machine Quilting Divas!!!

Community Projects will provide a \$20 honorarium for quilters turning in a completed quilt in 2024 with a circumference (entire outer edge of completed quilt) of 250 inches or bigger.

Kits signed out from Community Projects or completed donated quilts will be eligible.

Offer runs until May 14, 2024 Guild meeting.

Our guild's Facebook page,

**Common Thread Quilt Guild  
(Ottawa)**

can be accessed at

[https://www.facebook.com/  
groups/526558034114649/](https://www.facebook.com/groups/526558034114649/)



**Longarm Quilting Services**

Edge-to-Edge & Custom  
Pickup & Delivery Service Available

289.219.3121

[happystitchquiltco@gmail.com](mailto:happystitchquiltco@gmail.com)

*Celebrating your quilt with every stitch!*





## ACCUQUILT GO! - Tell us about your Accuquilt use!

As many of you know, but perhaps not all, the Guild has an Accuquilt Fabric Cutter and many dies available for members to use during Sew Days and Retreats. Please check out the complete list of dies as well as handy tips for using the cutter at <https://commonthreadquiltguild.ca/resources/accuquilt-fabric-cutter/>



If you've never used an Accuquilt cutter, check out some of the many on-line videos! Or the reviews (e.g. <https://www.diaryofaquilter.com/accuquilt-go-cutter-review/>).

I have been amazed at the creative people out there, showing the many ways that they use this equipment. It cuts very accurately, and quickly, allowing you to spend less time cutting and more time quilting. It also saves wear and tear on the shoulders, arm, and wrist compared to a rotary cutter and mat, and is a great way to tidy up your scrap stash.

The Guild bought the cutter and dies some years ago, at which time it was used by many members; some enthused by a guest speaker who talked about its uses including how to work through your scraps using the AccuQuilt. It was available on a loan basis during Covid periods when we were not conducting Sew Days and Retreats. Access is currently limited to Sew Days and Retreats, as there are a substantial number of dies, as well as the cutter, in secure storage at the location where we hold those events. It is hoped that Guild members can plan projects that make use of the AccuQuilt to align with those events.

As usage has waned of late, the Guild would like to know your thoughts on this useful equipment. **Please drop us a line** at [ctgg.sewdays@gmail.com](mailto:ctgg.sewdays@gmail.com) and let us know your thoughts on our Accuquilt; please include "AccuQuilt" in the subject line.

- ◆ Have you ever used the Guild's Accuquilt Fabric Cutter?
- ◆ Do you plan to keep using it? How often?
- ◆ Would you like to explore using it by coming to a demo at a Sew Day or Retreat?
- ◆ Do you have your own Accuquilt Fabric Cutter? If so, would you like to be able to borrow Accuquilt dies? (Assume that a deposit could be required and that the die would need to be returned in short order.)
- ◆ Is there sufficient interest in using the AccuQuilt to warrant the Guild paying for access on additional days in months when there's no Sew Day or Retreat (Sep, Dec, Feb, and summer) ?

Let us know what you think! [ctgg.sewdays@gmail.com](mailto:ctgg.sewdays@gmail.com)

## QUILTERS RECYCLING TABLE

Take time to 'edit' your sewing room as you complete projects and putter around your sewing space during the winter months.

The Quilter's Recycling Table will be back in April !

Questions to Lynn Bradley at [ctgg.sewdays@gmail.com](mailto:ctgg.sewdays@gmail.com).





## 2024 QUILT SHOW CATEGORIES!

Entry rules and registration forms will be available on the guild website in March, 2024. Entry deadline is the May guild meeting (Tuesday, May 14, 2024).

You must hold a valid membership (2023-2024) in the CTQG to enter your quilts in the show and be eligible for prizes. Your entry must not have been displayed at a previous CTQG show.

The show categories are:

### QUILTS:

1. LARGE: a quilt with a perimeter of 350" or greater (Maximum of 1 Entry)
2. MEDIUM: a quilt with a perimeter of 181" - 349" (Maximum of 1 Entry)
3. SMALL: a quilt with a perimeter of 180" or less
4. MINIATURE: a quilt with a perimeter less than 96" total. If blocks are used they must be 4" or less. A bound full-size block is not considered a miniature, neither is a hexie quilt made with pieces ½" or greater. The overall pattern MUST show a miniaturization of a quilt.
5. ASSORTED QUILT ITEMS: Quilted clothing, bags, pillows, etc.
6. BLACK & WHITE PLUS ONE CHALLENGE: a quilt with a perimeter of 349" or less, made with black and white fabric (remember that black and white make grey), plus one other colour OR one other fabric (Maximum of 1 Entry)

### SPECIAL EXHIBIT:

YOUTH: There are two categories for youth to show their quilting skills:

- a) youth 13 years and under
- b) youth between 14 and 17 years.

Age is determined by the entrant's age as of March 31, 2024. They can use any technique, but size is limited to less than 350" perimeter. Youth must be sponsored by a CTQG member (no membership fee required). (Maximum of 1 Entry)

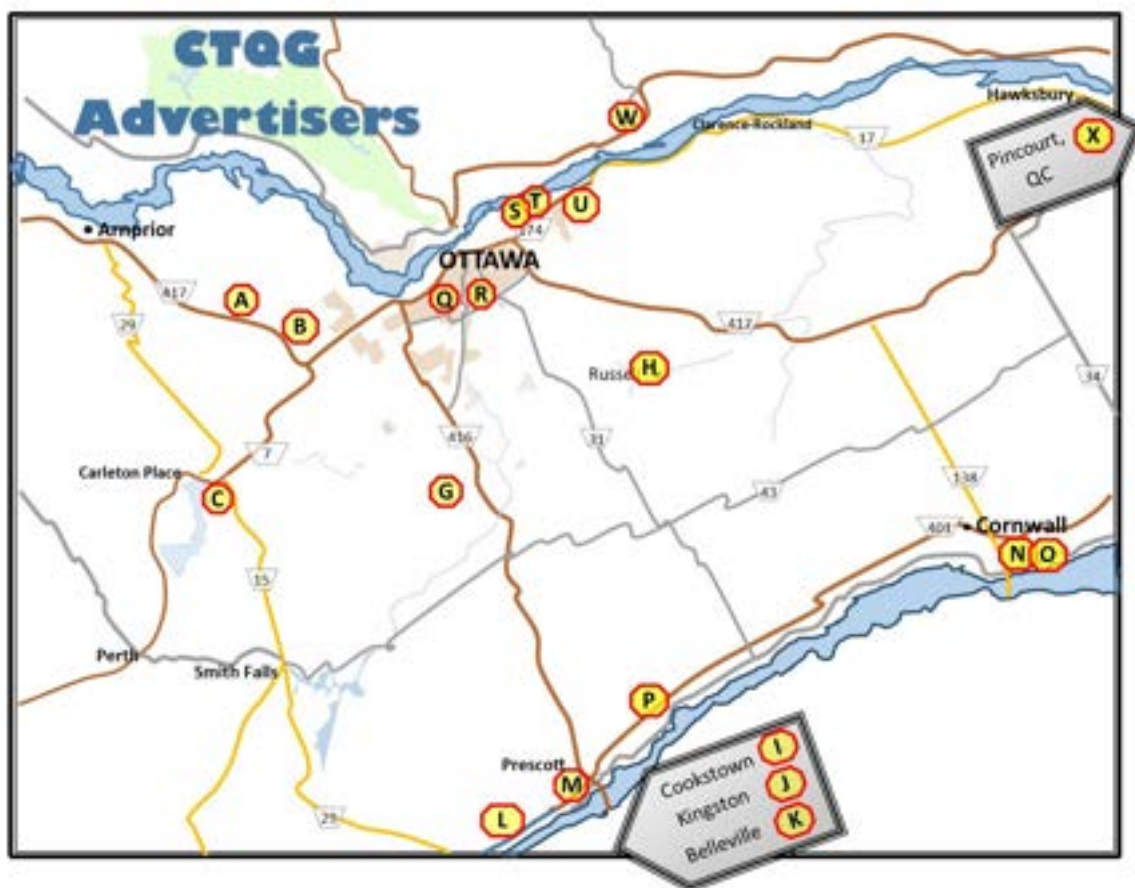
Members may submit up to five quilts. Depending upon the number and size of the quilts entered, entries may be limited to three. Please indicate on your registration form which quilt(s) you prefer to be withdrawn, if necessary.

We hope to have a display of workshop and guild challenge quilts. This display will be from workshops and challenges presented since the May 2022 quilt show, and the quilts hung here will not be voted upon, nor included in the show limit of quilts.

The committee reserves the right to move an entry to a different category if appropriate.

**Please, ENTER your quilts! Your quilts make the show a success!**

Without you as volunteers, our shows couldn't happen. The sign-up for volunteer shifts for set-up, white glove, admission desk, security, & tear down, will be available soon. We look forward to you being part of the team!



Approx Zone	Map Listing	Advertiser (in order of Zone/Map Listing)	Address	Phone #
West	A	<a href="#">Happy Stitch Quilt Co</a>	105 Terraview Drive, Ottawa	289-219-3121
	B	<a href="#">Paisleys Quilt Shop</a>	112 John Cavanaugh, Carp	613-203-9011
	C	<a href="#">Happy Wife Quilting</a>	280 Timberwood Dr, Carleton Place	613-257-9023
South & South-West	G	<a href="#">3 Dogs Quilting</a>	North Gower, ON	613-866-2992
	H	<a href="#">Quilters Barn and Gifts</a>	1087 Concession St., Russell	613-496-2276
	I	<a href="#">Country Concessions</a>	35 King St. N., Cookstown	705-458-4546
	J	<a href="#">Stitch by Stitch</a>	550 Days Road, Kingston	613-389-2223
	K	<a href="#">Artistic Quilts with Colors</a>	1963 Old Highway #2, Belleville	613-966-4715
	L	<a href="#">Taylor Sewing Quilt Shop</a>	7712 Kent Blvd., Brockville	613-342-3153
	M	<a href="#">Watergirl Quilt Co</a>	235 Water Street West, Prescott	343-260-9227
	N	<a href="#">Auntie Em's Scrapbooking &amp; Quilting</a>	109 11th Street West, Cornwall	613-938-4888
	O	<a href="#">Ron's Fabrics</a>	314 9th St West, Cornwall	613-933-6485
Central	P	<a href="#">Quilting Stitches</a>	10235 Broken 2 Rd, Iroquois	873-355-7123
	Q	<a href="#">Ottawa Sewing Centre</a>	1390 Clyde Avenue, Ottawa	613-695-1386
	R	<a href="#">Fran's Quilting Services</a>	60 Sparrow Way, Ottawa	613-733-7865
	S	<a href="#">Sew-Jo's</a>	405 St Laurent Blvd, Ottawa	613-748-7878
	T	<a href="#">Aloha Quilting</a>	809 Curlew Place, Ottawa	613-698-5193
East	U	<a href="#">Quilty Pleasures</a>	2211 St Joseph Blvd., Orleans	613-834-3044
	W	<a href="#">Quilt et Coton</a>	110 rue George, #15, Gatineau	819-617-6777
	X	<a href="#">Mad Moody Quilting Fabrics</a>	1727 Des Pommeters, Pincourt, QC	514-425-0775