

**Next Meeting:****December 12 In-Person Meeting****At MIFO, 6600 Carriere St., Orleans***** Doors/Library open: 6:30 pm***** Meeting: 7:30 pm—9:00***** Shop of the Month:****Quilters Barn & Gifts***** Fat Quarter Club:****Winter Nights****Sew and Share: Bring a Quilt to the meeting
to inspire others with your accomplishment!****In this Issue:**

* Meeting Program.....	1
* President's Message	2
* Executive & Committee Members...	3
* Sew and Share	3
* Special Editorial-Slash Your Stash ...	4
* CTQG Quilt Show News	5
* Membership.....	6
* "No Touch Mini Quilt Challenge"	7
* Library	8
* Workshops	9
* In Town Retreats	10
* Sew Days	11
* Community Projects	12
* Quilting Recycling Table	13
* Accuquilt Go! Info	13
* Map of Advertisers	14

*If you are a guild member and not receiving the newsletter, please let us know at:**ctgg.membership@gmail.com and**ctgg.newsletter.editor@gmail.com***PROGRAMME—Welcome to the “We are turning 30!” Social!!!**

Join us at our December meeting as we celebrate our guild's 30th anniversary. We will share a bit of the guild's history, hopefully hear from some of our founding members, and, of course, have some anniversary cake!

Please email programmes at ctgg.programme@gmail.com if you have any last minute historical information and details you may remember:

- pictures and old newsletters, anecdotes about things that have been done over the years, what the early meetings were like, quilts from previous challenges, anything else that might be of interest to our membership.

Also, if you know of any previous members please pass the word on and encourage them to come to our December meeting. We would love to see them!

Oh, and we will have John with JC's Mobile Sharpening Shoppe available so bring your scissors to get them sharpened: Scissors \$5, Pinking Shears \$7, OLFA cutters \$4, Knives \$2-\$6. Please put items to be sharpened in a ziplock bag with \$ and a tag with your name and phone number. Items will be sharpened and change provided with receipt.

See you then!





President's Message

Diane Grover

President's Message

Let's Celebrate!

December is known as the festive season, when most of us are breaking out the good china, decorating the house and planning (and attending) celebrations with friends and family. What perfect timing then for another reason to celebrate – our 30th anniversary. Starting with five quilters with an idea, the Common Thread Quilt Guild blasted off, and had over 80 quilters the next month. Within 10 years, we were incorporated in the province of Ontario and have regularly maintained a membership in excess of 200 quilting enthusiasts ever since.

And our members have been busy. From participating in fun challenges, hearing from engaging speakers at monthly meetings, learning new techniques at workshops and retreats, our members have been the lifeblood of the guild. We've also made an indelible contribution to our communities, with an active charitable programme that has made over 15,000 quilted items to date. Currently supporting a dozen community organizations, the Common Thread Quilt Guild has made quilts for seniors, young mothers, children and those in need.

This month, let's celebrate our history, our successes and accomplishments and our own Common Thread community.

Diane Grover



Grow your skills with us!

550 Days Road
Kingston, ON
613-389-2223

VISIT US IN STORE
OR ONLINE

StitchByStitchKingston.com



madmoody
quilting fabrics

madmoodyquiltingfabrics.com
MADMOODYQUILTINGFABRICS@GMAIL.COM
514-425-0775

1727 DES POMMETIERS, PINCOURT, QC, J7W 0A5



Ottawa's largest quilt shop, where the service is small-town friendly. Located in the heart of old Orleans, conveniently close to Highway 174, Quilty Pleasures offers a full range of supplies and inspiration for the creative quilter.

Shop online at www.quiltypleasures.ca

2211 St-Joseph Boulevard
Orleans, Ontario, K1C 7C5
info@quiltypleasures.ca
613-834-3044
facebook.com/QuiltyOrleans



Watergirl
Quilt Co.

235 King St W, Prescott ON
www.watergirlquiltco.com

**Classes
Retreats!**

Fabrics, notions, and more to inspire you on your creative journey! Supporting you from your first cut to the quilting when you rent our Q20 BERNINA longarm.

Authorized
BERNINA
Dealer

Do something that makes you smile!
Follow us on Facebook, Youtube,
Pinterest & Instagram





Executive and Committee Members 2023/2024

President: Diane Grover

Vice-President:

Secretary: Leslie Pelletier

Treasurer: Libby McRobbie

Programme: Rhonda Thibault and Susan Thibault

Retreats: Anne Lacasse

Workshops: Laura Malo

Sew Days: Lynn Bradley

Membership: Susanne Martin

Challenge: Diane Grover

Community Projects: Lynn Bradley & Maria Fleming

Library: Janice Namiesnioswki & Judy Loree

Shop of the Month: Lisa Fedak

Fat Quarters Club: Del Jazey & Susan Baker

Website: Sonia Latchman

Newsletter: Marian Burke

Newsletter Ads/Billing: Roberta Ronayne



Click on position (which is a link) to send an email to the person in this position

SEW AND SHARE

We work hard on our quilts so let's show them off. Take pride in your accomplishments. Inspire others.

Bring a quilt or two to show to members as the final part of our meeting. Be prepared to say a few words about the quilt as it is being shown off.

We've had everything from king-sized quilts to placemats and baby quilts so be willing to share your work.



Taylor Sewing
QUILT SHOP

December 2023

Supporting You From Your Very First Stitch!

Happy Holidays!!

HOLIDAY HOURS

CLOSED December 24th - 28th
OPEN December 29th & 30th
CLOSED December 31st - January 1st
Regular hours resume January 2nd

Sweet Surprises return
Make a min \$25 purchase (before tax)
and receive an envelope. DO NOT OPEN
until January for your Sweet Surprise!

Check our website and follow us on Facebook and
Instagram for regular updates!!



JANOME

Sales and Service
Repairs to all makes & models
7712 Kent Blvd., Brockville
613-342-3153 877-837-6140
www.taylorsewing.com



PFAFF



AURifil



Silly Moon
Quilting Co.
AUTHORIZED DEALER



Longarm Quilting Services

Edge-to-Edge & Custom
Pickup & Delivery Service Available

289.219.3121

happystitchquiltco@gmail.com

Celebrating your quilt with every stitch!



Special Editorial—Part One—Slash Your Stash

Diane Grover

Many quilters acquire fabric faster than we can complete a quilt. Sometimes we purchase fat quarters simply because of the allure of a new fabric line, while other times we might have a project in mind yet, despite our best intentions, it never progresses past the idea stage. Then there are those quilters who fancy themselves collectors, curators of their own private hoard of yardage. But eventually, we have to either use up our fabric or find it a new home.

Have you considered other ways that you might use your quilting cottons, other than making quilts? Here are some ideas for using up mainly yardage, although you could always piece together larger cuts from scraps or precuts. Most of these suggestions are sewing or craft projects rather than quilted items but all use quilting cottons. There are plenty of commercial patterns and online tutorials for many of these projects but here's a starting point.

1. **Napkins.** Whether you use a single piece of fabric with a rolled hem or sew two pieces together and turn them right sides out, these make a sustainable alternative to paper.

2. **Bowl Covers.** In the spirit of sustainability and eco-friendly products, you might want to ditch the plastic wrap in favour of cotton. Simply cut out a circle of fabric approximately two inches larger in diameter than your bowl. Fold over the edge of fabric twice and sew down the hem. Cut a piece of elastic one inch smaller than the bowl diameter and sew the ends together. Sew it to the finished edge of the fabric circle on the wrong side, stretching it as you go. This "fabric cap" can now be stretched over a bowl and, while it doesn't provide an airtight seal, will keep food covered and protected.

3. **Food Wraps.** Re-useable food wraps are becoming more popular as people look to reduce their waste. Cut a square or circle of cotton to your desired size. You may want to start with smaller pieces at first. Dip your fabric in melted beeswax (available from health food stores, craft stores, local beekeepers and online) until fully saturated and lay flat to dry. These wraps are pliable, can be easily wiped clean and provide an airtight seal that keeps foods fresher longer.

Bonus: Make a coordinated set of cloth napkins, bowl covers and food wraps for a thoughtful and eco-conscious gift. Go the extra mile and make matching place mats and pouches for utensils and a re-useable straw!

4. **Aprons/Smocks.** Aprons come in all sizes and styles, from simple and small to retro and full-coverage. As a clumsy cook, I always use aprons in the kitchen but also when doing housework, especially since my aprons include pockets that are useful when moving about the house. Aprons or smocks can be handy for gardening or doing craft projects too. They're also a great way to use up extra holiday fabric – and don't forget to make them reversible.



CANADIAN
Quilters
Courtepointes
CANADIENNES

Are you looking for that perfect Christmas gift for yourself or a friend? Then consider a membership to the [Canadian Quilters Association](https://canadianquilters.org/). You can learn new techniques, enter challenges, and have access to exclusive patterns and tutorials. Members also receive Canadian Quilter magazine, filled with award-winning quilts, industry updates and national quilting news. CQA

members also benefit from special offers on Quilt Canada registration and entry fees. At just \$55/year, it's a gift that can be enjoyed year-round.



2024 CTQG Quilt Show News



Show Date: Friday, June 14 and Saturday, June 15, 2024

Show location: Earl Armstrong Arena, 2020 Ogilvie Road (beside the new Costco)

Count Down...5 months 13 days to the Quilt Show!

Quilt Show Challenge: BLACK AND WHITE PLUS ONE

WAHOO! I have my blocks cut out and have started sewing my Challenge quilt. How are you doing on your Quilt? This is a special challenge for this Quilt Show year 2024. Take black and white fabric and add one more colour and make a quilted item, with a perimeter of 349" or less. (remember that black and white make grey). (Maximum of 1 Entry)

Pre-Quilt Show Challenge: NO TOUCH MINI QUILT

Make little quilt(s) no bigger than 12" x 12" (fully finished) that says "don't touch the quilts" in a clever, pictorial way. Add a 2" Sleeve, sign and date the back. Hand it in to the Quilt Show table at guild night for your chance at \$\$\$ prizes. See the separate write up in this Newsletter for more details.

Quilt Member's Boutique:

This is your opportunity to sell your quilt related items. Think; bags, quilts, table runners, place mats, mug rugs, etc. Does this interest you? You can sell one or many items. Many of the Quilt shows this past year have had successful "Quilt Members Boutiques". Some Quilt Show attendees would like an opportunity to buy something handmade. If you are thinking or planning to participate, have questions, please email Paulette at quiltingqueen30@gmail.com

Youth Category:

Encourage young quilters you know to submit their creations. Youth must be registered as a member (no membership fee required) and have a close connection with an adult CYQG member.

Quilt Registration: Opens March 1, 2024, closes May 14, 2024.

Questions? Suggestions? Drop me a line.

Janice Namiesniowski

2024 CTQG Quilt Show Coordinator



Quilting Stitches
Stitching your labour of love

Shelley Byers
Longarm Quilter

Iroquois, ON
(873) 355-7123
www.quiltingstitches.com





MEMBERSHIP DESK

Susanne Martin



Happy December everyone! We are having a great bounce-back from Covid year with 205 members registered to date and averaging 100 members turning out in person each guild night.

Pauline McNally will once again be at the membership desk accepting **donations of toothpaste, toothbrushes and other toiletries** for the **GLOUCESTER EMERGENCY FOOD CUPBOARD**.

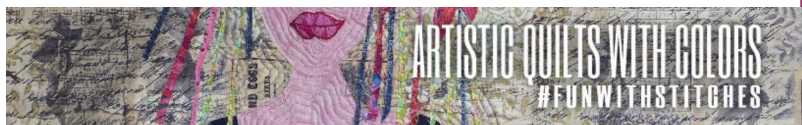
Remember to have your membership card ready when signing in. Membership fee is \$40.00 for the year ending June 30, 2024. Name-tags currently remain at \$18.00 and guest fee remains at \$5.00.

Looking forward to seeing everyone at our last of 2023 in-person Guild night before we head over to zoom for the winter months.

Wishing you and your family Happy Holidays.

Susanne

P.S. Here is a quick [link](#) to the member page of the Guild website.



1963 OLD HWY 2, BELLEVILLE, ON, K8N 4Z2
613-966-4715 |

STORE@ARTISTICQUILTSWITHCOLORS.COM
HOURS: MONDAY - SATURDAY 10AM - 5PM

@ARTISTICQUILTSWITHCOLORS

KAFFE FASSETT

ANNA MARIA HORNER

PHILIP JACOBS

TIM HOLTZ

TULA PINK

SUE PENN

& MORE!

Elke
Schlossmacher
Longarm Quilter

alohaquilting@gmail.com
613-698-5193

809 Curlew Place
Ottawa, ON K1J9M9

alohaquilting

Auntie Em's
Quilting, Scrapbooking, Classes & More
Open 24/7 @ www.auntieemsstore.com
Where our store feels like home and memories are made and sewn ♥
Tuesday - Friday: 10am - 5pm • Saturday: 10am - 4pm
109 11th Street West • Cornwall, Ontario • (613) 938-4888
Follow us...






THE CTQG 2024 QUILT SHOW “NO TOUCH MINI QUILT” CHALLENGE

Elizabeth Barr

The NO TOUCH MINI QUILT CHALLENGE

What is a “No Touch Mini Quilt”?

It is a little quilt, no bigger than 12” x 12” (fully finished) that says “don’t touch the quilts” in a clever, pictorial way just like these examples. As well it needs to have a 2” sleeve and have your name and date on the back.



The above quilts are the first entries and were made by: L.S., T.R., M.K., and M.F.

The Quilt Show needs at least 40 Mini Quilts!

Get your creative juices flowing, jump on the computer (Pinterest) for ideas and make one, two or more NO TOUCH QUILTS. Multiples of the same quilt are welcome as we need many on display to help us let 2024 CTQC Quilt Show visitors know that there is to be no touching of the quilts.

Creative freedom is yours! Piece it, applique it, the technique choice is yours!

Chance at a cash prize! Total cash prizes of \$100.

For every MINI QUILT you make, you will be entered in a **cash draw**. The more you make, the more chances you have to win! Double your chances to win by handing them in by December 12, 2023 and you will be in the one December draw and the two April Draws. The deadline is April 9, 2024 (guild night). On the plus side, you will have a quilt in the show!!

How to do the lettering? A common question. A few suggestions; Wide satin stitch, cut out the letters and iron on or applique on, perhaps you know someone with an embroidery unit, or a Cricut cutter?

Boring disclaimer part:

Please note that all submissions will become property of the Common Thread Quilt Guild to be proudly displayed for future shows.

Hand in your NO TOUCH QUILT on guild night at the Quilt Show Table.

Your Quilt Show Planning Committee Thanks you!

ctqg.quilt.show@gmail.com

CHECK OUR WEBSITE FOR MONTHLY SALES
Long Arm Quilting • Trending Fabric • Notions

Happy Wife
QUILTING

www.happywifequilting.ca

OPEN BY APPOINTMENT or ONLINE 24/7

280 Timberwood Drive, Carleton Place • 613-257-9023



LIBRARY—Janice Namiesnioswki & Judy Loree



December 12, 2023 is your **LAST CHANCE** to get to the CTQG Library before the Guild Challenge is due (April 9, 2024).

If you have not done so yet, this December Guild meeting, will be your Last Chance to sign out a quilt book, ruler or magazine to make your Annual Guild Quilt challenge item before due date of April 9, 2024.

January, February and March Guild meetings will be via ZOOM.

Note: See the Annual Guild Challenge write up in the November newsletter for more details of the contest.

\$300 in cash prizes to be won!



NEW BOOKS AT THE LIBRARY:

- * WALK 2.0 – More Machine Quilting with your Walking Foot by Jacquie Gering
- * All Points Patchwork – English Paper Piecing Beyond Hexagon for Quilts and small projects - by Diane Gilleland
- * Happy Quilts! 10 Fun, Kid-themed Quilts and Coordinating Soft Toys by Antonie Alexander

GREAT NEWS! ONCE A YEAR OPPORTUNITY!

All library items checked out in December are not due until April. That's right, you have 4 months to read and sew. Come early on Guild night, Tuesday December 12, 2023; the library will be open from 6:30-7:20 pm. The full library catalogue is available online at the CTQG website Common Thread Quilt Guild, under Resources. From there you can reserve a book using the form on the library page.

Come get Inspired for your Annual Guild Challenge with over 500 Quilt related items to chose from. You also might find some idea for the Quilt Show Challenge...**Black and White Plus One**. (See the Quilt Show write up in this Newsletter)

Any questions or suggestions come and see us or drop us a line at ctgg.library@gmail.com

Pauline Clarke

Computerized Long Arm Quilting
Quilt Restoration
Canada's Initial Glide Thread Distributor

613-866-2992



email: pauline@3dogsquilting.ca

www.3dogsquilting.ca



Husqvarna VIKING

Sewing Machine Sales & Service

Encouraging your creativity through the art of sewing

- **Threads**
 - sewing
 - rayon embroidery
 - polyester embroidery
 - cotton quilting
- **Sewing, Quilting and Embroidery machines**
- Quality cotton fabrics
- Battings and stabilizers
- Quilt and bag patterns
- Notions

And sew much more!!!!

405 St. Laurent Blvd. Ottawa, ON K1K 2Z8

www.sew-jos.ca

info@sew-jos.ca

Tel: 613-748-7878

Follow us at *Sew-Jo's*



TRY SOMETHING NEW.



WORKSHOPS

Laura Malo

Montage Art Quilts using Panels with Cyndi McChesney (virtual)

2 sessions: Thursday February 15th and Thursday February 22nd, 2024

9:30 am to 12:00 pm

Virtual (in the comfort of your home)

\$50.00

*Register at the December meetings or by sending a email to ctgg.workshops@gmail.com



Patchwork Illusion with Paul Leger (in-person)

Saturday, April 13th, 2024

9:30 am to 4:00 pm

Notre Dames des Champs, Navan

\$30.00 plus \$40.00 for the kit Total \$70.00

Register at the December meetings or by sending a email to ctgg.workshops@gmail.com



Just a reminder that if you are paying by e-transfer for any workshop, please send the funds to ctgg.treasurer@gmail.com

Please join us to create something fabulous.



**Helping you build your
stash for over 20 years!**

35 King St. N. Cookstown
(Just north of Hot Stacks)

We can't wait to see you!

705-458-4546 | countryconcessions.com



QUILT & COTON

CLASSES

FABRICS & NOTIONS

SEWING MACHINES

LONGARM MACHINES

WWW.QUILTETCOTON.COM | 819.617.6777
110, GEORGES, #302, GATINEAU (QC)



IN TOWN RETREATS

Retreat Coordinator: Anne Lacasse

Hello Members,

This was written on November 25th and the October 2023 retreats are already behind us. We had 52 registered participants in addition to our 4 hostesses. Thanks to our hostesses, Rhonda Thibault, Marian Burke, Paula Patterson and Wendy White who made these retreats possible. I also want to thank everyone who volunteered for cooking, baking and grocery shopping for everyone to enjoy.

Quilters have already started to sign up for our January retreats. As of now, nobody volunteered to be Retreat Hostesses, so ladies challenge yourself, you can do this. We require 2 Hostesses per retreat and guess what? Your retreat is then complimentary. We need YOU to make these retreats happen. Currently 18 signed up for the first January retreat and 15 for the second one, plus a few guests on the waiting lists.

Upcoming retreats for 2023-2024 quilting year:

January 20-22, or January 27-29 2024 (choose only one)

April 20-23, or April 28-30 2024 (choose only one)

- registration opens February 1, 2024

Location: Notre-Dame-des-Champs Community Centre, 3659 Navan Road, Navan, K4B 1H9

Hours: Friday 10:00 am to 9 pm; Saturday 9 am to 9 pm and Sunday 9 am to 4 pm

How to register: There are two ways to register:

- 1) By email at ctgg.retreats@gmail.com You will receive a confirmation email response from RETREATS.
- 2) At guild meetings: Sign up at the RETREATS table at the back of the room.

We always need volunteers to help with cooking, baking, grocery shopping and hostessing. Cooks and bakers will be reimbursed ingredients and a small honorarium will be paid for their time. The grocery shopper gets 50% off the registration fees. If space allows, Guild members may be able to sign up for a second retreat 10 days prior to retreat dates. Please send email to ctgg.retreats@gmail.com to check availability.


RETREAT CANCELLATION POLICY

As per Executive Committee September meeting: Due to already planned meals and gifts expenses for an accounted number of participants, REFUNDS ARE NOT AN OPTION.

But there are 2 other options:

1. The participant MUST first, try to find their own replacement

2. Contact the Retreat Coordinator, as soon as possible, to inform her about it and when someone else wants to register, she will let you know or if there's a waiting list she will fill your spot.



RON'S FABRICS
 LARGEST SELECTION of quilting cotton in Eastern Ontario. OVER 150 DESIGNS & COLOURS of 108" quilt backings and over 50,000 bolts of quilting cotton.

Hours Mon-Sat 10-4 • closed Sunday
 314 9th St West • Cornwall, On K6J 3A7
 (613) 933-6485
<https://www.facebook.com/ronsfabricscornwall>



Follow us on
 Facebook



SEW DAYS

Lynn Bradley (In Person Sew Days) & Ruth Oswald (Virtual Sew Days)

The next Sew Day will be Virtual and will be held **December 9, 2023** from 9:00 until 4:30.

Please sign up if you haven't already done so. Sign up for all Virtual Sew Days for this membership year by emailing ctqg.sewdays@gmail.com. You will be emailed a zoom link for each Virtual Sew Day. There is no charge for CTQG members.

~ Save the dates for 2024's Sew Days ~

January 13, 2024 Virtual	February 10, 2024 Virtual
March 9, 2024 In-person	April 13, 2024 In-person
May 11, 2024 In-person	



Fran's Quilting Services



Expert quilting teaching, advice & more

- Beginner basics to make a quilt
- Techniques for hand and machine quilting
- Fabric kits & patterns available for purchase
- Encouragement for a new or ongoing project
- Design your quilt from a photo
 - According to desired size
 - Provide details of fabric requirements
 - Provide cutting and piecing instructions.
 - Hands-on assistance if required.

To meet for a free consultation email-

fran.oneill101@gmail.com



OTTAWA SEWING CENTRE

is here for all your sewing needs

INTRODUCING

Quilter's Evolution
QUILTING FRAME



NEW

Evolve In Your Quilting

Most quilters face the challenge of having to choose between quilting space, and the size of quilt they can create. Are you one of them?

Whether you are looking to free yourself from the table, or are ready for a quilting frame that can match your quilting prowess, the Quilter's Evolution Frame is the only frame on the market that will never make you choose.



Shop anytime at ottawasewing.com

Book your service drop-off appointment or instructional session for your sewing machine or serger at ottawasewing.com



107 -1390 CLYDE AVE, NEPEAN, ON, K2G 3H9
613-695-1386 888-435-7204
ottawasewing@gmail.com



COMMUNITY PROJECTS

Lynn Bradley and Maria Fleming

(Don't forget to look elsewhere in this newsletter for a Community Projects promotion)

With December's celebration of our 30th anniversary, and a traditional month of giving and celebrating, this month's **SPOTLIGHT IS ON: YOU**

We are a group of generous souls and over our 30 years we have donated in the region of 15,000 quilts! This represents at least 20 different organizations on a regular basis and a number of "one off" donations. Members have organized community block donations for the 1997 Manitoba Red River Flood victims, regular donations to orphanages in Chernobyl, quilts for delivery to Northern Ontario, the Mission, and Odawa Friendship Centre, to name a few. In the early days many of our quilts rode in the trunks of OPP vehicles for victim comfort quilts. Some years saw goals of 500 cuddle quilts, and at times that number was met and often surpassed. In 2018, over 800 cuddle quilts were donated! We regularly provide comfort from birth to end of life.

For all our efforts, give yourself a hand!

As a reminder, quilts of the following sizes are appreciated:

Cuddle quilts - 22" square

Kids quilts - from crib to twin - 40" x 40" to 60" x 72" (older teens may be tall)

Adult quilts - twin (60" x 72") to queen

Wheelchair quilts - 36" x 36" to 36" x 40"

Happy Holidays!

Calling all Long Armers, Mid Armers, Domestic Machine Quilting Divas!!!

Community Projects will provide a \$20 honorarium for quilters turning in a completed quilt in 2024 with a circumference (entire outer edge of completed quilt) of 250 inches or bigger.

Kits signed out from Community Projects or completed donated quilts will be eligible.

Offer runs until May 14, 2024 Guild meeting.





Paisleys Quilt Shop
Fabric and Gifts



Info@PaisleysQuiltShop.com 112 John Cavanaugh Drive
www.PaisleysQuiltShop.com 613-203-9011



Advertising Space

Business Card: \$8 / month (3½" x 2" or 2" x 3½")

¼ page: \$16 / month (4⅞" x 3½")

½ page: \$30 / month (4⅞" x 7¼" or 8½" x 3½")

Full page: \$55 / month (8½" x 7¼")

Contact

ctqg.newsletter.billing@gmail.com



ACCUQUILT GO!

DID YOU KNOW????? The Guild has an Accuquilt GO!

Cutter and many dies for you to use!

This system is: A TIMESAVER! ACCURATE! EASY TO USE!



The Accuquilt is available for you to use whenever the guild is using the NDC Community Hall. If we are hosting a quilting event (Retreat, Sew Day, or Workshop), guild members are welcome to come use the cutter and dies. The cutter and dies are only available at the hall, the equipment is kept on site.

It will be available at the next **In-Person Sew Day**. Plan ahead to do some mega-cutting.

Just walk in and ask. Be prepared to show your guild membership card. If you have never used the system before, ask for guidance.

The updated list of available dies is available on the website, under Resources. The link is:

<http://commonthreadquiltguild.ca/accuquilt-fabric-cutter/> You will also see some tips on using the dies. And it is kept on site. More ideas, tips and patterns are available at: www.accuquilt.com

QUILTERS RECYCLING TABLE ~LAST CHANCE BEFORE APRIL, 2023~

Bring anything quilting-related that is cluttering up your sewing space to the Quilters' Recycling table where it will find a good home!

Only two things to remember - should be quilting related and you must bring your items home at the end of the evening if they weren't re-homed.

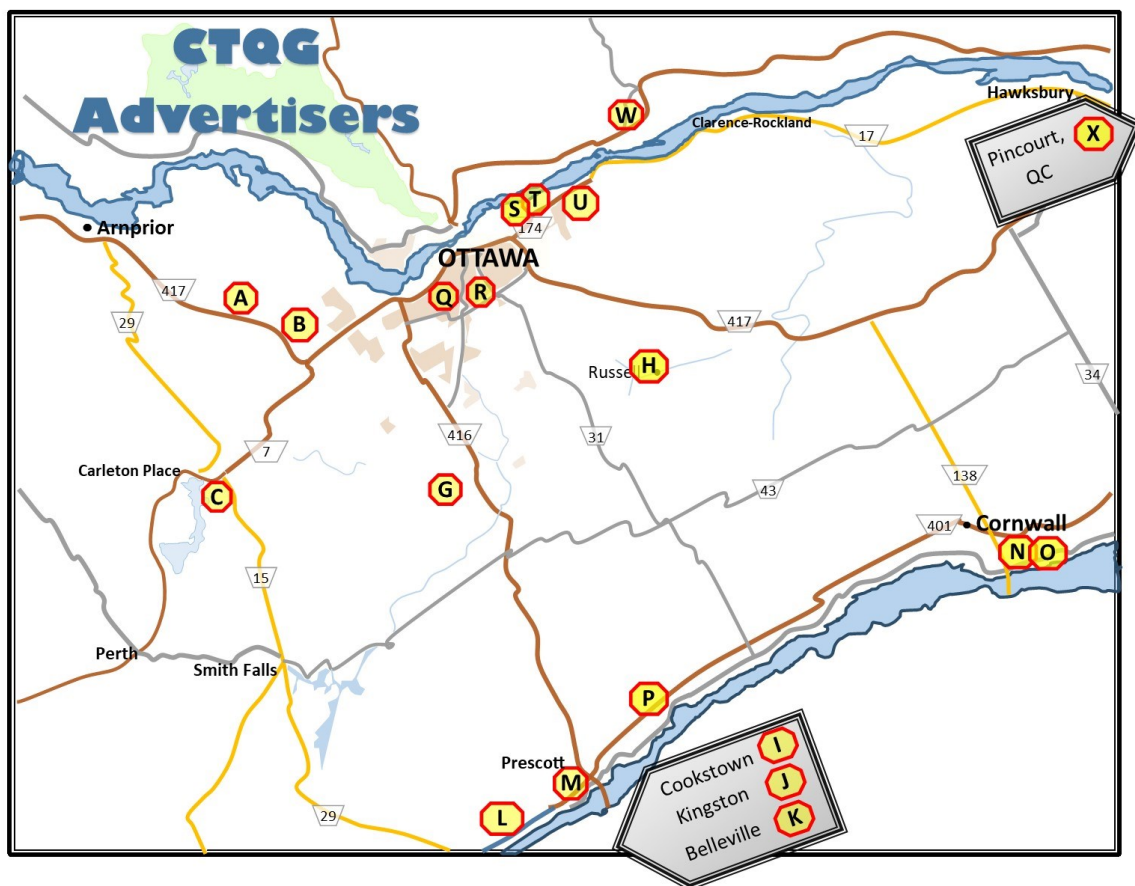
Happy sewing room 'editing'!



Our guild's Facebook page,
Common Thread Quilt Guild (Ottawa)
can be accessed at

<https://www.facebook.com/groups/526558034114649/>





Approx Zone	Map Listing	Advertiser (in order of Zone/Map Listing)	Address	Phone #
West	A	Happy Stitch Quilt Co	105 Terraview Drive, Ottawa	289-219-3121
	B	Paisleys Quilt Shop	112 John Cavanaugh, Carp	613-203-9011
	C	Happy Wife Quilting	280 Timberwood Dr, Carleton Place	613-257-9023
South & South-West	G	3 Dogs Quilting	North Gower, ON	613-866-2992
	H	Quilters Barn and Gifts	1087 Concession St., Russell	613-496-2276
	I	Country Concessions	35 King St. N., Cookstown	705-458-4546
	J	Stitch by Stitch	550 Days Road, Kingston	613-389-2223
	K	Artistic Quilts with Colors	1963 Old Highway #2, Belleville	613-966-4715
	L	Taylor Sewing Quilt Shop	7712 Kent Blvd., Brockville	613-342-3153
	M	Watergirl Quilt Co	235 Water Street West, Prescott	343-260-9227
	N	Auntie Em's Scrapbooking & Quilting	109 11th Street West, Cornwall	613-938-4888
	O	Ron's Fabrics	314 9th St West, Cornwall	613-933-6485
	P	Quilting Stitches	10235 Broken 2 Rd, Iroquois	873-355-7123
Central	Q	Ottawa Sewing Centre	1390 Clyde Avenue, Ottawa	613-695-1386
	R	Fran's Quilting Services	60 Sparrow Way, Ottawa	613-733-7865
	S	Sew-Jo's	405 St Laurent Blvd, Ottawa	613-748-7878
	T	Aloha Quilting	809 Curlew Place, Ottawa	613-698-5193
	U	Quilty Pleasures	2211 St Joseph Blvd., Orleans	613-834-3044
East	W	Quilt et Coton	110 rue George, #15, Gatineau	819-617-6777
	X	Mad Moody Quilting Fabrics	1727 Des Pommeters, Pincourt, QC	514-425-0775