



- * **Next Virtual Meeting: Tues Nov. 9**
- * **Annual General Meeting**
- * **Keynote Speaker: Jacquie Gering**
- * **Shop of the Month:**
Maker Savvy Textile Arts, Kanata
- * **Sew & Share**

*The Zoom invitation will be sent to members one to two days before the guild meeting. **If you don't have it by the evening before (i.e., Monday evening), then please check your spam/junk folder, and if not there, please contact Laura right away at Ctgg.president@gmail.com.***

Please don't wait until Tues evening because last minute requests for assistance are difficult to successfully resolve.

In this Issue:

* President's Message	1
* Executive & Committee members ...	2
* Keynote Speaker	2
* Challenge.....	3
* Library	4
* Membership	4
* Sew Days & Accuquilt.....	5
* Community Projects	6
* Retreats	7
* Workshops	8-10
* Coffee Chat.....	11
* Quilt Show	12
* Quilt Show Marketplace.....	13
* Sew & Share	13
* Map of Advertisers.....	15

*If you are a guild member and not receiving the newsletter, please let us know at:
ctgg.membership@gmail.com and
ctgg.newsletter.editor@gmail.com*

President's Message



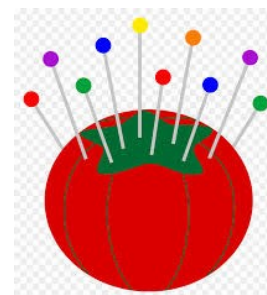
I recently attended a meeting of the Quilt Guilds in Eastern Ontario and western Quebec. In preparation for this meeting, we each circulated what our Guild is doing. I kept thinking of more and more activities that Common Thread members are doing. We should be proud of those organizing the Sew Days, Retreats (finally!), Workshops, Community Projects, an interesting Guild Challenge and of course the Monthly meetings with top notch speakers and a tour of a local quilt shop. I didn't mention that our monthly newsletter keeps us connected and lets us know about who want our business (do read the advertisers in this newsletter). I proudly announced our Quilt Show which seems to be the first being planned in the region. I salute the organizers and certainly everyone who attends. All the Guilds are doing something within Covid restrictions. We are doing a lot!

This round-up of activities for last year was documented in the Annual Report compiled by last year's President, Gwenne Pottier. I encourage you to read the Annual Report and count how many activities you were involved in last year, and what you hope to do this year. We will be holding a short Annual General Meeting during the November meeting. If you have questions or issues to raise, please contact Gwenne (ctgg.past.president@gmail.com) or me (ctgg.president@gmail.com) before the meeting.

The Annual Report also includes a financial statement. Most of us aren't rivetted by the comparison of budget and actual expenditures, but let me just say that despite us not meeting, not buying raffle tickets, not holding in-person anything, we ended up with a surplus. This allows us to pay for speakers from Australia (last month) and California (this month) and hold workshops and pay for a large-attendance zoom account. We don't aim to make money but it is good to know that we can continue to present the variety of activities and information so that there is something for everyone.

And just like the AGM at our November meeting, that's enough of the business side. Let's play with fabric. Happy sewing!

Laura Evans





Executive and Committee Members 2020/2021

President: Laura Evans

Vice-President: vacant

Secretary: Shirley MacFadden

Treasurer: Barb Till

Past-President: Gwenne Beck-Pottier

Programme: Kirstin Fearon

Retreats: Paula Patterson & Wendy White

Workshops: Sandra Baynes & Dorothy DeRose

Sew Days: Cathy Sheldrick &
Shirley MacFadden

Membership: Carol Nicholson

Quilt Show Coordinator: Catherine Pope

Challenge: Diane Grover

Community Projects: Carole Maisonneuve &
Lynn Strban

Library: Janice Namiesnioski & Judy Loree

Shop of the Month: Lisa Fedak

Fat Quarters Club: Del Jazey & Susan Baker

Website: Carole LaForge

Newsletter: Linda Gibson & Pam Simons

Newsletter Ads/Billing: Roberta Ronayne

Click on position (which is a link) to send an email to the person in this position

Keynote Presentation

Jacquie Gering Finding My Voice: An Artist's Journey

With a trunk show of quilts Jacquie will share how she continued her journey to find and develop her artistic voice and how she continues to grow and change as an artist. In this lecture Jacquie gives you a peek into her newest work and the inspirations and stories behind each quilt.

ARTIST STATEMENT

my goal is to rethink quilting by finding and articulating my own voice. ultimately it is about me, alone in my studio, creating my own process and expressing my preferences in my work.

simple, bold, graphic, impactful,

quilts are life represented. quilts are personal.

I began quilting in 2009 after being exposed to the work of the Gee's Bend quilters and the African American quilting tradition. My heritage is Mennonite and the history of quilting as an art and craft is part of my family history. As I began to explore traditional quilt making I quickly diverged into my own way of making and creating designs that spoke to my modern, minimalist aesthetic and designs that communicated issues I am passionate about. I choose to make quilts to access, understand and become a part of the quilting community and the rich history of quilting. I quilt to share who I am and what I believe through my work and to encourage a wider audience to engage with quilts as an artistic medium.

I value and honor the traditions of the quilting community so my quilt work utilizes simple shapes and lines with non-traditional settings, structures and content. I have no desire to remake what has already been done. I rethink quilting through the lenses of simplicity and graphic impact.

<https://www.jacquiegering.com/>

This presentation will be for members only



**Watergirl
Quilt Co.**

Your Canadian Quilting Destination

123 King St. West, Prescott ON, K0E 1T0

Phone/Text : (343)260-9227

Get Inspired with our Facebook Lives & Instagram Posts!

www.watergirlquiltco.com



2020/2021 Common Thread Quilt Guild Challenge: Globetrotter



"Good day ladies and gentlemen, this is your captain speaking. We are about to take off on a special flight to places unknown. Fasten your seatbelts and prepare for take-off."

This year's guild quilt challenge has indeed taken off with many travellers already signing up for their quilting adventure. The Globetrotter Challenge requires you to create a **quilted wall-hanging or quilted travel accessory** using only the colours of your assigned national flag and incorporating the theme of travel. The travel theme can be interpreted very broadly, including:

- * Blocks with travel-related names (Missouri Star, Trip Around the World, Crossed Canoes)
- * Images, symbols or designs related to your country
- * Design that evokes your country

You may use as many fabrics as you'd like, as long as they read as one of the colours of your flag. You may also use up to two neutrals to expand your palette. All travellers will be assigned a mystery destination and provided an information sheet with some details about your country to get you started. Wall-hangings must not exceed a combined perimeter of 96" but there is no minimum limit. There is no size requirement for the travel accessory, though it must be quilted. Will you make a warm jacket to bring with you, or perhaps a beautiful bag? How about a luggage tag or a set of travel accessories? The sky's the limit.



Entries are due by the March meeting, with prizes awarded in April. To participate in the Globetrotter Challenge, send an email to: ctgg.challenge@gmail.com.

Diane Grover



Visit our NEW Location

35 King St. N. Cookstown
(Just north of Hot Stacks)

We can't wait to see you!

705-458-4546 | countryconcessions.com





LIBRARY NEWS

Janice Namiesniowski & Judy Loree



We will no longer be hosting library days during the months that Guild is done virtually by Zoom. The library service which was provided, has not been utilized by members as much as we had hoped. We can no longer justify the cost in rental and in volunteer time to provide library days.

During months when the guild meetings are done in person, we will again provide the library service.

Please return all outstanding library items to Janice's house at 6151 Rivermill Cres., Orleans.

Happy quilting.

Janice and Judy

MEMBERSHIP Desk

Carol Nicholson

We have had a great membership turnout so far this season. We are standing at 199 members.

If you are looking forward to attending our great monthly meetings and have not yet registered, the link for online registration can be found at [Membership Registration – Common Thread Quilt Guild](#). Upon receipt, you will receive information for e-transfer if you so desire.

You can also register by mail by printing out and sending the form, along with a cheque, at [Common Thread Membership Form 2021-22 \(commonthreadquiltguild.ca\)](#) to P.O. Box 62022, RPO Convent Glen, Orleans, Ontario K1C 7H8.

Carol, Membership

Pauline Clarke

Computerized Long Arm Quilting
Quilt Restoration
Canada's Initial Glide Thread Distributor

613-866-2992



email: pauline@3dogsquilting.ca

www.3dogsquilting.ca

Taylor Sewing

November 2021

QUILT SHOP



Join us for our first Virtual Retreat on November 19th and 20th with Silly Moon Quilting Co. Check out our website for more details.

Quilting Classes

Have you missed socializing? Some of our classes are available in person again! Grab a few friends and join a class!



Check our website and follow us on Facebook and Instagram for regular updates!!

JANOME



Sales and Service
Repairs to all makes & models
7712 Kent Blvd., Brockville
613-342-3153 877-837-6140
www.taylorsewing.com

PFAFF



Our guild's Facebook page, **Common Thread Quilt Guild (Ottawa)** can be accessed at

<https://www.facebook.com/groups/526558034114649/>



VIRTUAL SEW DAYS

Cathy Sheldrick & Shirley MacFadden

No Frill Sew Days are back this fall and we are scheduled to have both in- person and virtual sew days in 2021/22. NO FRILLS means that you set up/take down your own sewing tables, and you provide your own food. We do have irons/ ironing boards, cutting mats, basic rulers, and we always appreciate help with the set up/take down of those items! We will have wipes available to wipe down shared tools.

Saturday, Nov. 13 will be our first IN-PERSON Sew Day in over a year! It will be so good to see all of you! I think the hum of talking and laughing will definitely be louder than the humming of the machines!

Location: Notre-Dame des Champs Community Centre, 3659 Navan Road, Navan, K4B 1H9. **Hours:** 9:00 a.m. – 6:00 p.m. **Cost:** \$10 – Member, \$12 – Guest

******* Please note that we will be following the City of Ottawa guidelines for vaccination proof and Ontario Provincial guidelines for Face Masking *******

At the time of writing, these are the protocols and restrictions that we must follow:

1. NO use of kitchen (no communal food, no use of any appliances)
2. Masks must be worn at all times, except when drinking or eating
3. Attendees must show vaccination passport, or electronic or hard copy of vaccination receipt confirming two doses received at least 14 days prior

Virtual Sew Days are set for the cold weather months:

December 11 January 8 February 12

No protocols, no restrictions in our own homes.

In-person Saturday Sew Days are planned for:

March 12 April 09

May 14 June 11

Sew long for now,
Cathy & Shirley

ACCUQUILT DIE LENDING...



When the guild decided to purchase the Accuquilt GO! Cutter and accessories, the decision was made

that the equipment would only be available to use at SewDays and Retreats. We wanted the dies and mats to always be available to members, and the cutter required some instruction and supervision.

The pandemic has made us rethink that decision. Starting immediately, the dies and mats are available to borrow for 2 weeks at a time. The cutter is not available, so this offer is only for members who have, or can borrow, a GO machine.

If you check under Resources on the guild website, you will see the link for Accuquilt

<http://commonthreadquiltguild.ca/accuquilt-fabric-cutter/> . There is a lengthy list of available dies.

You can look at the photos members have submitted, or go to the Accuquilt website <https://www.accuquilt.com/> for ideas and tips.

Please email ctgg.sewdays@gmail.com if you would like to borrow a die. The equipment is being kept near the Montreal Road exit of the 174. Day or evening pickup is available. Members only, and you will have to show your membership card or a piece of id, and complete a borrowing form similar to a library card.

Shirley





COMMUNITY PROJECTS

Carole Maisonneuve & Lynn Strban

Hello Everyone!

Our Community Projects Drop off day in October was great and Lynn and I would like to thank all of you once again for your generosity! By the end of this month they will be delivered to their new owners! As always, they are warmly welcomed – your work and efforts are greatly appreciated, to say the least.

As the cooler weather approaches, we will not be doing another “drop off” day until the spring. Should this change we will advise you at later Quilt meetings.

As a reminder, below are details on quilt sizes. All are welcome.

Bed quilts, cuddle quilts and wheelchair quilts:

- * Cuddle quilts – 22” square
- * Children (age 5 to young teenage) – anywhere from 40”x40” up to 60”x72” (older teens can be tall)
- * Adult - Twin sizes “60” x 75” would be appreciated as many of our organizations have single beds.
- * Wheelchair quilts – 36”x36 up to 40”x40”.

Regardless of the sizes listed above, we will not turn any of your quilts away as they can be used among our many client organizations.

Warmest Regards,

Lynn and Carole



Frances O'Neill
Quilter



FRAN'S QUILTING

Check website each month for a new Fabric Kit, Pattern, or Sale.
Curbside pick up available.
www.fransquilting.com

Elke
Schlossmacher
Longarm Quilter



alohaquilting@gmail.com
613-698-5193

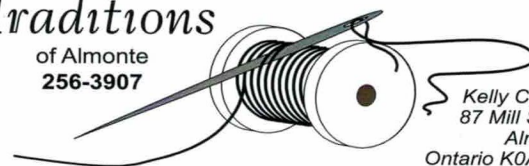
809 Curlew Place
Ottawa, ON K1J 9M9



[alohaquilting](https://www.instagram.com/alohaquilting)

for your quilting, sewing, knitting
& embroidery needs, it's

Textile
Traditions
of Almonte
256-3907



Kelly Church
87 Mill Street
Almonte
Ontario K0A 1A0



Beth Ruiter
OWNER | PROPRIÉTAIRE

1087 CONCESSION St, Unit 102
RUSSELL, ON, K4R 1C7

613-496-2276

QUILTERSBARNANDGIFTS@GMAIL.COM

[f /QUILTERSBARNANDGIFTS](https://www.facebook.com/QUILTERSBARNANDGIFTS)



RETREATS

Paula Patterson and Wendy White

The October 2021 Retreats were a great success, THANK YOU to the 25 participants at the first retreat weekend and the 23 participants at the second retreat weekend. We had a new venue for the second retreat at the Navan Memorial Centre in Navan.

Unfortunately, we were not able to have the wonderful homemade meals that we are all used to, but those who wanted, were able to order optional meals from St. Hubert and Gabriel's Pizza for our 2 dinners.

Future retreats for the 2021-2022 Guild year:

Due to the Pandemic we do not yet know what we will be able to offer for our next retreats. More information will be available closer to the dates of the retreats.

January 21-23, 2022 or January 28-30, 2022 (choose only one) – registration opens November 1, 2019.

April 22-24, 2022 or April 29 - May 1, 2022 (choose only one) – registration opens February 1, 2020.

How to Register:

By email: ctgg.retreats@gmail.com (you will receive an email confirmation)

Location: Notre-Dame des Champs Community Centre, 3659 Navan Road, Navan, K4B 1H9.

Hours: Friday 10:00—9:00 pm; Saturday 9:00—9:00 pm; and Sunday 9:00—4:00 pm.

***** We are following the Provincial and City of Ottawa guidelines for vaccination proof and Face Masking *****





WORKSHOPS

Sandra Baynes & Dorothy DeRose

If you would like to participate in a workshop please send an email with your name and phone number, indicating which workshop you are interested in, to: ctgg.workshops@gmail.com. You will receive a confirmation email in return. Payment instructions will follow, as well as any preparation instructions.

Remember, your place in the workshop is not guaranteed until you have paid.

We had a great workshop on Saturday October 2nd. Fourteen participants worked to quilt their pixel quilts with various walking foot quilting designs under the guidance of Melissa Marginet. It was amazing to see how different the designs looked depending on how they were put together. Maybe we will see a few at the next Show and Share.

Our next workshop is with Jennie Rayment in early November. We are looking forward to another fun day manipulating fabric with Jennie.

Virtual workshop – Christmas twiddles with Jennie Rayment – November 6, 2021

Sign-up deadline – October 5, 2021

We will be having a fun filled day with Jennie folding and twisting fabric to create some Christmas delights.

Come and join us.

Instructor: Jennie Rayment (England)

Location: Zoom (Virtual)

Time: 9:30 to 4:00, with a 30 minute lunch break

Date: Saturday, November 6, 2021



Ottawa's largest quilt shop, where the service is small-town friendly. Located in the heart of old Orleans, conveniently close to Highway 174, Quilty Pleasures offers a full range of supplies and inspiration for the creative quilter.

Shop online at www.quiltypleasures.ca

2211 St-Joseph Boulevard
Orleans, Ontario, K1C 7C5
info@quiltypleasures.ca
613-834-3044
facebook.com/QuiltyOrleans



The PickleDish

Quilt Shop and Studio

Jan Kittle
613-212-8770
Jan@ThePickleDish.ca

ThePickleDish.ca
113 Bridge St., Carleton Place ON K7C 2V4



WORKSHOPS *continued*

Sandra Baynes & Dorothy DeRose

Virtual workshop – Fantastic Fusion – January 26 and February 2, 2022

Sign-up deadline – December 17, 2021

How about something that looks really complicated but just might be easier than it looks. No sewing is required to create this unique quilt top. All fabric is fused together and then the quilting is what holds it together. Learn to cut with no rulers and create your own original quilt.

This class will teach you how to use fusible web to allow freedom of design.

With basic colour and design principles, Lisa will show us a REALLY SIMPLE technique of cutting and layering fabrics to create designs that would be incredibly difficult using traditional piecing techniques. Once your piece is all together and it's time to move on to the quilting, Lisa will show us how to do improvised quilting and an easy but professional facing technique to finish your quilt.

Instructor: Lisa Walton (Australia)

Location: Zoom (Virtual)

Time: 6:00 to 9:00 pm both evenings

Date: Wednesdays; January 26 and February 2, 2022

Cost: \$50 for members, \$60 for non-members

Skill level: Anyone looking to learn a new technique and have fun

Minimum number: 16 participants

Maximum number: 23 participants

Notes: Preparation of fabric will be required before class

Register: On-line, by sending an email to

ctqg.workshops@gmail.com .

Spaces are available.





WORKSHOPS *continued*

Sandra Baynes & Dorothy DeRose

Virtual workshop –Dresden Neighbourhood – February 5, 2022

This workshop is full.

In this workshop, we will build a Neighbourhood of houses based on the traditional Dresden Plate block. Each neighbourhood will be unique – based on your own creativity, color choices, etc. The wall quilt will finish at approx. 24" square (but can easily be made larger or smaller).


This project is very scrap-friendly and doesn't need any obscure tools or gadgets. You can use a Dresden Plate ruler (if you have one) or just use templates.

Instructor: Michelle Banton (USA)

Location: Zoom (Virtual)

Time: 9:30 to 3:30 with a lunch break

Date: Saturday, February 5, 2022




FABRIC GEEK



Your source for fresh fabric
Order online – pick up in
Riverside South

www.fabricgeek.ca





Quilters Coffee Chat



Interested in being randomly matched with another member of our guild to talk about quilting or whatever else interests you? Then sign up for the **Quilters Coffee Chat**.

I'll be pairing up members once again this month. You and your match can decide to have a call virtually or by regular telephone. You may even learn something new about quilting - or help someone out.. I talked about a particular project and learned I should consider a different type of quilting pattern.. I'm rather glad I found this out before I got started.

So email me at ctgg.workshops@gmail.com. Put in the subject line Quilters Coffee Chat. I will send out the pairs by email (TBD). You can then reach out to your match. Make the call, say, 15 to 30 minutes.

Have fun!

Sandra Baynes

A colorful advertisement for Mad About Patchwork. The top left features a quilt square graphic. The title "Mad About PATCHWORK" is in a mix of pink, yellow, and teal fonts. Below the title, two boxes describe the shop: "Fun and fresh modern fabrics to make the best quilts." with a fabric swatch icon, and "Our team would love to help you pick out the best fabrics and notions for your next project. Visit us online or give us a call!" with an icon of three people. The website "www.madaboutpatchwork.com" is listed. The bottom section provides the address "2477 Huntley Rd. Stittsville, ON" and phone number "613-838-0020", along with a car icon and the text "See you for curbside pick-up, or make an appointment to shop in-store."





2022 QUILT SHOW: "STORIES IN STITCHES"

Catherine Pope, 2022 Quilt Show Coordinator



I am pleased to provide an update on our next quilt show, **Stories in Stitches**. Our Quilt Show Team is working hard to plan the upcoming show. First, a reminder of a few key points:

- ◆ The show will take place at the City View Curling Club at 50 Capilano Drive, Nepean. Just east of Merivale.
- ◆ The 2022 show will be a three-day show, running from Friday, **May 6th** from 10 a.m. to 5 p.m. and Saturday, **May 7th** 10 a.m. to 5 p.m. and Sunday, **May 8th** 11a.m. to 4 p.m.
- ◆ The 2022 Quilt Show will follow the Provincial Guidelines for Social Gatherings.

We will be offering the opportunity for members to have their quilts judged. We have arranged for an apprentice judge to assist in this regard. She will provide written comments on judged quilts. For judging there will be a selection of 2 quilt categories which will be: Bed quilt (any type) and/or Wall Quilt. There will be a modest fee of \$10/quilt for these quilts to offset the honorarium paid to the apprentice judge. More information re: Quilt Judging to come in future newsletters .

Here are the details as to what quilts can be submitted to the Show: Members may submit up to four quilts. In order to take into consideration comments from the last show that quilts were placed too close together, members may submit one quilt in each of the Large, Medium and Modern categories. This limitation should allow us to expand the space in between rows and giving viewers a better opportunity to admire the quilts. Quilts can be submitted in the following categories (dimensions & criteria for each are provided):

1. Large: A quilt with a perimeter of 350" or greater
2. Medium: A quilt with a perimeter of 349" or less
3. Modern: Modern quilters embrace functionality, simplicity, and minimalism. Characteristics might include use of bold colors and prints, high contrast and graphic areas of solid colors, improvisational piecing, minimalism, expansive negative space and alternate grid work.
4. Wall Quilts: A quilt that is designed to be hung for decorative purposes, with a perimeter of 180" or less
5. Miniature: The quilt must have a perimeter less than 96" total. If blocks are used, they must be 4" or less. A bound full-size block is not considered a miniature, neither is a hexie quilt made with pieces ½" or greater. The overall pattern must show a miniaturization of a quilt.
6. Assorted Quilted Items: This category includes quilted clothing, placemats and runners, pillows, etc.
7. Children's Theme/Crib: Intended use would be for a child's room, either as a wall hanging or a small bed quilt. All techniques.

Our space is limited, so we may have to limit entries to three per member. Please indicate on your registration form, which quilt you prefer to be withdrawn if need be. The committee reserves the right to move an entry to a different category if appropriate. If you have any questions about quilt categories please contact us through the Quilt Show email at: ctqg.quilt.show@gmail.com.

Please, ENTER your quilts! Your quilts make the show a success!

Mark your calendars and save the dates for volunteering at the quilt show.

Catherine Pope, 2022 Quilt Show Coordinator



2022 QUILT SHOW MEMBERS' MARKET

Hello again, members of the Common Thread Quilt Guild.

The Quilt Show Executive Committee would like to know how many members would be interested in participating in the Market we plan on setting up during the show. Details and photos of last Quilt Show Members' Market were posted in October's newsletter. We need to have an idea in order to make plans for space needed. Don't forget, if you have items you are selling, you must volunteer your time in the Members' Market during the show times.

It is a great venue to sell your products. We had approx 7 sellers only at the last show and sold for more than \$1,000.

Please contact Paulette Beauchamp at quiltingqueen30@gmail.com to show your interest in selling your products.

Thank you.

Paulette Beauchamp
Members' Market Co-ordinator



SEW AND SHARE

Show and share? I am still looking forward to this section of the program night. I hope you are too! I always like a chance to see what everyone has made.

Please send a well lit photo of your quilt/quilted items that we will then share on the screen. Please be sure to send in your name, the name of the quilt/quilted item and a great picture of the full item and one close-up of your favourite part of the quilt.

I will take those photos and create a slide to be shared on zoom. No need to worry about showing up on camera, I will share your photos online and ask you to "unmute" your line to take 1 minute to share about your item.

The slides will also be shared on the private Facebook group after the guild meeting so you can zoom in and take a closer look at them. Send the details by the Sunday before the meeting to: ctqg.programme@gmail.com

Kirstin



Paisleys Quilt Shop
Fabric and Gifts



Info@PaisleysQuiltShop.com
www.PaisleysQuiltShop.com

112 John Cavanaugh Drive
613-203-9011

Advertising Space

Business Card: \$8 / month (3½" x 2" or 2" x 3½")
¼ page: \$16 / month (4⅞" x 3½")
½ page: \$30 / month (4⅞" x 7¼" or 8½" x 3½")
Full page: \$55 / month (8½" x 7¼")

Contact ctqg.newsletter.billing@gmail.com



QUILT & COTON
LES ATELIERS

Visit our online store → quiltetcoton.com
or come visit us !
110 Georges, Gatineau (Qc), J8M 1A2




- Fabrics
- Notions
- Sewing machines
- Quilting machines
- Quilting services

819.617.6777 | info@quiltetcoton.com |  

OTTAWA SEWING CENTRE

is here for all your sewing needs



Continuum Frame 8/10/12'

Specializing in Sales & Service of
Sewing, Sergers/Overlockers,
Cover-stitch, Multi-needle Embroidery,
Longarm Quilting Machines, Sewing
Room Furniture, Glide Threads & Accs.



Shop anytime at <https://www.ottawasewing.com/>



107 -1390 CLYDE AVE, NEPEAN, ON, K2G 3H9

613-695-1386 888-435-7204

ottawasewing@gmail.com



Sew-Jo's

 **VIKING®**

Sewing Machine Sales & Service

Encouraging your creativity through the art of sewing

- **Threads**
 - sewing
 - rayon embroidery
 - polyester embroidery
 - cotton quilting
- Sewing, Quilting and Embroidery machines
- Quality cotton fabrics
- Battings and stabilizers
- Quilt and bag patterns
- Notions


And sew much more!!!!

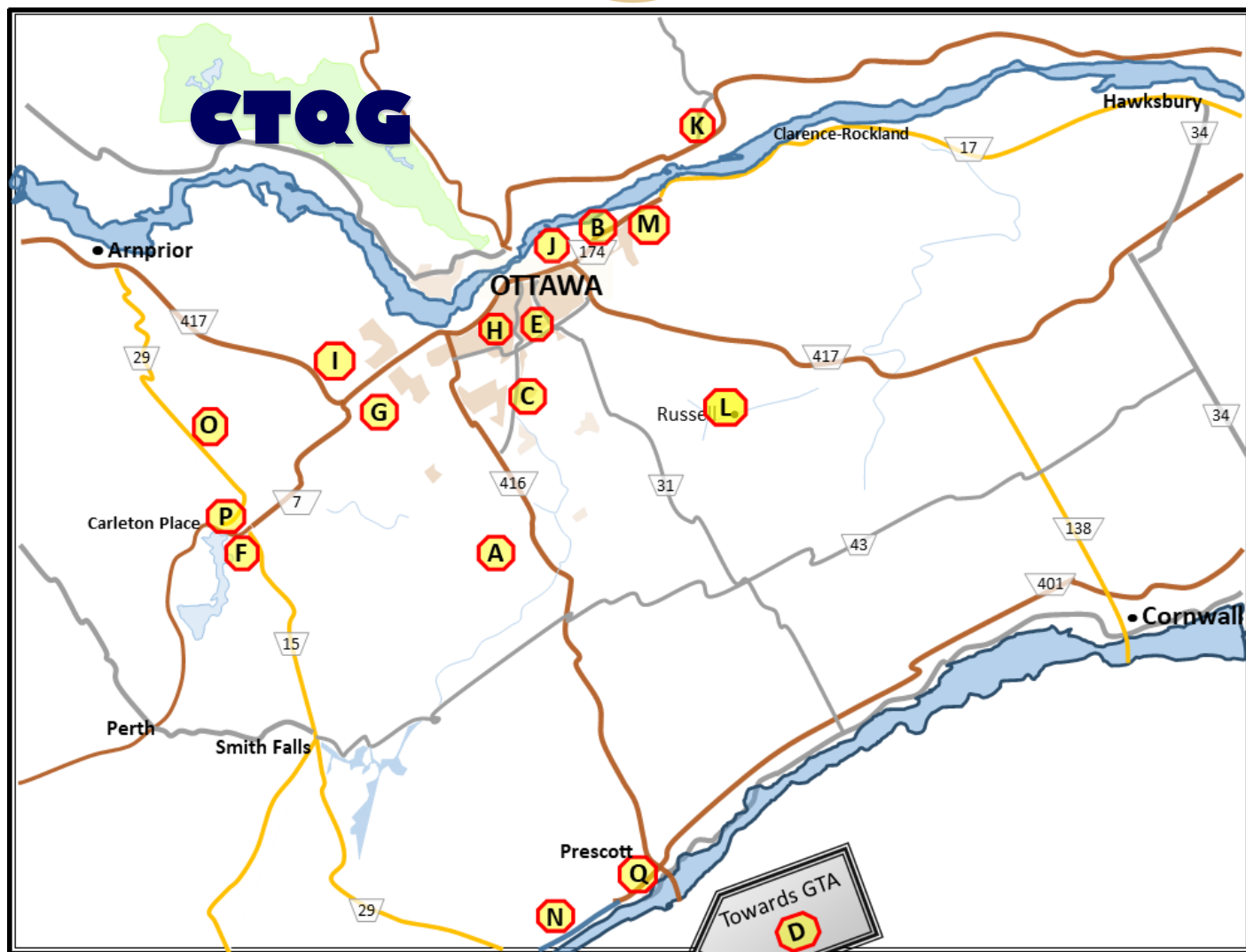
405 St. Laurent Blvd. Ottawa, ON K1K 2Z8

www.sew-jos.ca

info@sew-jos.ca

Tel: 613-748-7878

 Follow us at *Sew-Jo's*



Advertiser	Location	
A 3 Dogs Quilting	North Gower, ON	613-866-2992
B Aloha Quilting	809 Curlew Place, Ottawa	613-698-5193
C Fabric Geek	Riverside South	Fabricgeek.ca
D Country Concessions	35 King St. N., Cookstown	705-458-4546
E Fran's Quilts	60 Sparrow Way, Ottawa	613-733-7865
F Happy Wife Quilting	280 Timberwood Dr., Carleton Place	613-257-9023
G Mad About Patchwork	2477 Huntley Road, Stittsville	613-838-0020
H Ottawa Sewing Centre	1390 Clyde Avenue, Ottawa	613-695-1386
I ₁ Paisley's Quilt Shop	112 John Cavanagh, Carp	613-203-9011
I ₂ Petit Oiseau Quilting Studio	353 Bedard Ave, Ottawa	613-325-9155
J		
K Quilt et Coton	110 rue George, #15, Gatineau/Masson	819-617-6777
L Quilters Barn and Gifts	1087 Concession St., Russell	613-496-2276
M Quilty Pleasures	2211 St. Joseph Blvd., Orleans	613-834-3044
N Taylor Sewing Quilt Shop	7712 Kent Blvd., Brockville	613-342-3153
O Textile Traditions	87 Mill St., Almonte	613-256-3907
P The PickleDish	24 Lake Ave West, Carleton Place	613-212-8770
Q Watergirl Quilt Co	123 King Street West, Prescott	343-260-9227

THANK YOU to ALL OUR
ADVERTISERS!