



President's Message



Next Virtual Meeting: Tues Oct. 12

* **Keynote Speaker: Jen Kingwell**

* **Shop of the Month:**

Quilty Pleasures, Orleans

* **No Sew & Share this month**

The Zoom invitation will be sent to members one to two days before the guild meeting.

If you don't have it by the evening before (i.e., Monday evening), then please check your spam/junk folder, and if not there, please contact Laura right away at Ctqg.president@gmail.com.

Please don't wait until Tues evening because last minute requests for assistance are difficult to successfully resolve.

October is a month of colours, just what quilters want. As the season turns, my mind has started to return to quilting. The mixture of late summer dark greens with sumac reds, sugar maple oranges and birch yellows dazzles the eye. It's hard to resist picking up a brilliantly coloured leaf or two. So too with fabric. The reds, yellows and greens all beckon. The speaker this month, Jen Kingwell, sounds like she will be inspiring us all to try something colourful!



I went to the Guild Library in September and borrowed my full quota of four books to inspire me to plan a quilt for the Quilt Show. I've got the next month to plan my pattern and play with colours for my project for the October Sew Day (virtual) and Retreat (in person). Instructions for returning your Library books can be found on page 4.

In person activities (October Retreats) will follow all proof of vaccination and masking requirements.

My quilting has always tended towards being bright. My most recent fabric purchase was a layer cake of Kaffe Fassett whose fabric I love. I look forward to finding the right spark to get me started on the next quilt. I hope you also will be planning your quilt(s) for the Show. I know the proud feeling of seeing a quilt hanging in the Show and encourage you to plan your submission, if only to start to play with fabric and colours all over again.

Laura Evans



In this Issue:

* President's Message	1
* Executive & Committee members ...	2
* Keynote Speaker	2
* Challenge.....	3
* Library	4
* Membership	4
* Sew Days & Accuquilt.....	5
* Community Projects	6
* Retreats	7
* Workshops	8-10
* Coffee Chat.....	11
* Sew & Share	7
* Quilt Show	12
* Quilt Show Marketplace.....	13
* IPM Quilt Block Challenge.....	14
* Map of Advertisers.....	15

If you are a guild member and not receiving the newsletter, please let us know at: ctqg.membership@gmail.com and ctqg.newsletter.editor@gmail.com



Ottawa's largest quilt shop, where the service is small-town friendly. Located in the heart of old Orleans, conveniently close to Highway 174, Quilty Pleasures offers a full range of supplies and inspiration for the creative quilter.

Shop online at www.quiltypleasures.ca

2211 St-Joseph Boulevard
Orleans, Ontario, K1C 7C5
info@quiltypleasures.ca
613-834-3044
facebook.com/QuiltyOrleans





Executive and Committee Members 2020/2021

President: Laura Evans

Vice-President: **vacant**

Secretary: Shirley MacFadden

Treasurer: Barb Till

Past-President: Gwenne Beck-Pottier

Programme: Kirstin Fearon

Retreats: Paula Patterson & Wendy White

Workshops: Sandra Baynes & Dorothy DeRose

Sew Days: Cathy Sheldrick &
Shirley MacFadden

Membership: Carol Nicholson

Quilt Show Coordinator: Catherine Pope

Challenge: Diane Grover

Community Projects: Carole Maisonneuve &
Lynn Strban

Library: Janice Namiesnioski & Judy Loree

Shop of the Month: Lisa Fedak

Fat Quarters Club: Del Jazey & Susan Baker

Website: Carole LaForge

Newsletter: Linda Gibson & Pam Simons

Newsletter Ads/Billing: Roberta Ronayne

Click on position (which is a link) to send an email to the person in this position

Keynote Presentation by Jen Kingwell

Midwife by trade who turned her stitching addiction into a career.

After decades of exploring all areas of the craft world, Jen bought her first patchwork store in 1999.

Surrounding herself daily with walls of fabric encouraged her to explore colour combinations and push the boundaries when discovering her signature style: which she describes as "traditional blocks with a modern twist"

It's Jen's use of colour that makes her quilts instantly recognisable. She is a scrap quilter and the more fabrics she can include in any one project the happier she is.

Hand stitching is her favourite hobby, and teaching all the tips and tricks she knows brings her great joy.

Author, fabric and quilt designer, Jen now travels the world teaching and lecturing but always loves returning to her family and store - Amitie Textiles in Torquay Australia.

Set against one of Australia's most picturesque locations, the Amitie space is large enough to fulfill Jen's dream of combining a huge range of all things patchwork, and a cafe with small batch baking and local coffee.

In this presentation Jen goes through her extensive body of work, and talks about her inspiration behind each quilt.

She will also give a tour of her shop Amitie, and allows time for questions.



**Watergirl
Quilt Co.**

Your Canadian Quilting Destination

123 King St. West, Prescott ON, K0E 1T0

Phone/Text : (343)260-9227

Get Inspired with our Facebook Lives & Instagram Posts!

www.watergirlquiltco.com



2020/2021 Common Thread Quilt Guild Challenge: Globetrotter



"Good day ladies and gentlemen, this is your captain speaking. We are about to take off on a special flight to places unknown. Fasten your seatbelts and prepare for take-off."

This year's guild quilt challenge has indeed taken off with many travellers already signing up for their quilting adventure. The Globetrotter Challenge requires you to create a **quilted wall-hanging or quilted travel accessory** using only the colours of your assigned national flag and incorporating the theme of travel. The travel theme can be interpreted very broadly, including:

- * Blocks with travel-related names (Missouri Star, Trip Around the World, Crossed Canoes)
- * Images, symbols or designs related to your country
- * Design that evokes your country



You may use as many fabrics as you'd like, as long as they read as one of the colours of your flag. You may also use up to two neutrals to expand your palette. All travellers will be assigned a mystery destination and provided an information sheet with some details about your country to get you started. Wall-hangings must not exceed a combined perimeter of 96" but there is no minimum limit. There is no size requirement for the travel accessory, though it must be quilted. Will you make a warm jacket to bring with you, or perhaps a beautiful bag? How about a luggage tag or a set of travel accessories? The sky's the limit.

Entries are due by the March meeting, with prizes awarded in April.
To participate in the Globetrotter Challenge, send an email to:
ctqg.challenge@gmail.com.



Visit our **NEW Location**

35 King St. N. Cookstown
(Just north of Hot Stacks)

We can't wait to see you!

705-458-4546 | countryconcessions.com





The PickleDish
Quilt Shop and Studio

Jan Kittle
613-212-8770
Jan@ThePickleDish.ca

ThePickleDish.ca
113 Bridge St., Carleton Place ON K7C 2V4



LIBRARY NEWS

Janice Namiesniowski & Judy Loree



We will no longer be hosting library days during the months that Guild is done virtually by Zoom. The library service which was provided, has not been utilized by members as much as we had hoped. We can no longer justify the cost in rental and in volunteer time to provide library days.

During months when the guild meetings are done in person, we will again provide the library service.

Please return all outstanding library items to Janice's house at 6151 Rivermill Cres., Orleans.

Happy quilting.

Janice and Judy

MEMBERSHIP Desk

Carol Nicholson

We have had a great membership turnout so far this season. We are standing at 199 members.

If you are looking forward to attending our great monthly meetings and have not yet registered, the link for online registration can be found at [Membership Registration – Common Thread Quilt Guild](#). Upon receipt, you will receive information for e-transfer if you so desire.

You can also register by mail by printing out and sending the form, along with a cheque, at [Common Thread Membership Form 2021-22 \(commonthreadquiltguild.ca\)](#) to P.O. Box 62022, RPO Convent Glen, Orleans, Ontario K1C 7H8.

Carol, Membership

Pauline Clarke

Computerized Long Arm Quilting
Quilt Restoration
Canada's Initial Glide Thread Distributor

613-866-2992



email: pauline@3dogsquilting.ca



www.3dogsquilting.ca

Taylor Sewing
QUILT SHOP

October 2021
Fall Shop News



FabShop Hop

October 1-31st

Find this bunny on our website and click to register.

Facebook LIVE Show

Oct 27th ~ 7-8pm

Fabric ~ Notions ~ Prizes ~ Fun



Check our website for more information!!

JANOME



Sales and Service
7712 Kent Blvd., Brockville
613-342-3153 877-837-6140
www.taylorsewing.com

PFAFF



Our guild's Facebook page, **Common Thread Quilt Guild (Ottawa)** can be accessed at

<https://www.facebook.com/groups/526558034114649/>



VIRTUAL SEW DAYS

Cathy Sheldrick & Shirley MacFadden

No Frill Sew Days are back this fall and we are scheduled to have both in-person and virtual sew days in 2021/22.

Saturday, Oct. 16 will be a virtual gathering. A Zoom link will be emailed to those who request it. Please register at ctgg.sewdays@gmail.com. Join us between 9:30 a.m. and 5:00 p.m.

In-person Saturday Sew Days are scheduled for:

November 13

March 12

April 09

May 14

June 11



There are protocols and restrictions that we will have to follow:

1. NO use of kitchen (no communal food, no use of any appliances)
2. Masks must be worn at all times, except when drinking or eating
3. Attendees must show electronic or hard copy of vaccination receipt confirming two doses received at least 14 days prior

Virtual Sew Days are set for:

December 11

January 8

February 12

No protocols, no restrictions in our own homes.

Sew long for now ,

Cathy & Shirley



ACCUQUILT DIE LENDING...

When the guild decided to purchase the Accuquilt GO!

Cutter and accessories, the

decision was made

that the equipment would only be available to use at SewDays and Retreats. We wanted the dies and mats to always be available to members, and the cutter required some instruction and supervision.



The pandemic has made us rethink that decision. Starting immediately, the dies and mats are available to borrow for 2 weeks at a time. The cutter is not available, so this offer is only for members who have, or can borrow, a GO machine.

If you check under Resources on the guild website, you will see the link for Accuquilt

<http://commonthreadquiltguild.ca/accuquilt-fabric-cutter/> . There is a lengthy list of available dies.

You can look at the photos members have submitted, or go to the Accuquilt website

<https://www.accuquilt.com/> for ideas and tips.

Please email ctgg.sewdays@gmail.com if you would like to borrow a die. The equipment is being kept near the Montreal Road exit of the 174. Day or evening pickup is available. Members only, and you will have to show your membership card or a piece of id, and complete a borrowing form similar to a library card.

Shirley





COMMUNITY PROJECTS

Carole Maisonneuve & Lynn Strban

Hello Fellow Quilters!

Lynn and I would like to thank all of you who brought us wonderful wheelchair quilts, bed quilts and those adorable children and cuddle quilts. They have now been distributed to our client organizations and they want you to know that they are once again touched and thrilled to receive them.

Quilt Drop off Information:

Next Quilt Drop Off Date: **October 21st, 2021 - 10:30 to 2:00**
Location: 1988 Orchardview Ave, Orleans

Should this timeframe not work for some of you, please email us at: ctqg.communityprojects.com to set up a mutually convenient time.

All public COVID rules continue to apply when dropping off/ taking quilt kits.

Sizes for bed quilts, cuddle quilts and wheelchair quilts:

Detailed information on the various sizes for quilts can be found on our guild website. Nonetheless, below is a quick recap of the sizes we are looking for:

1. Cuddle quilts – 22" square
2. Children (age 5 up to young teenage) – anywhere from 40"x40" up to 60"x72" (older teens can be tall)
3. Adult - Twin sizes would be appreciated as many of our organizations have single bed sizes which needs a 60" x 75"
4. Wheelchair quilts – 36"x36 up to 40"x40".

Regardless of the sizes listed above, we will not turn any of your quilts away as they can be used among our client organizations. They are all appreciated.

Warmest Regards,
Lynn and Carole



for your quilting, sewing, knitting
& embroidery needs, it's

Textile Traditions
of Almonte
256-3907

Kelly Church
87 Mill Street
Almonte
Ontario K0A 1A0

Elke
Schlossmacher
Longarm Quilter

alohaquilting@gmail.com
613-698-5193

809 Curlew Place
Ottawa, ON K1J9M9

 alohaquilting

Paisleys Quilt Shop
Fabric and Gifts

Info@PaisleysQuiltShop.com 112 John Cavanaugh Drive
www.PaisleysQuiltShop.com 613-203-9011

Beth Ruiter
OWNER | PROPRIÉTAIRE

1087 CONCESSION ST, UNIT 102
RUSSELL, ON, K4R 1C7

613-496-2276
QUILTERSBARNANDGIFTS@GMAIL.COM

/QUILTERSBARNANDGIFTS



RETREATS

Paula Patterson and Wendy White

***** Please note that we will be following the City of Ottawa guidelines for vaccination proof and Ontario Provincial guidelines for Face Masking *****

October 22-24, 2021 – registration FULL

October 29-31, 2021 – registration FULL

Future retreats for the 2021-2022 Guild year:

January 21-23, 2022 or January 28-30, 2022 (choose only one) – registration opens November 1, 2019.

April 22-24, 2022 or April 29 - May 1, 2022 (choose only one) – registration opens February 1, 2020.

How to Register:

By email: ctgg.retreats@gmail.com (you will receive an email confirmation)

Location: Notre-Dame des Champs Community Centre , 3659 Navan Road, Navan, K4B 1H9 .

Hours: Friday 10:00—9:00 pm; Saturday 9:00—9:00 pm; and Sunday 9:00—4:00 pm.


Cost: \$40 Retreat Only (Optional meals to be charged separately – payment information at a later date)

October 2021 Retreat Information:

Due to the Pandemic restrictions we are not allowed to use the community center's kitchen or any of their appliances; therefore no communal meals will be prepared for this retreat.

We will be able to provide our own microwave and Keurig coffee maker. Coffee will be available, as well as water, we will be providing some individually wrapped snacks and a small surprise.

We are trying to arrange Friday and Saturday night dinners from Gabriel's Pizza and St. Hubert (cost separate from retreat) for those who are interested, detailed information to follow.



FABRIC GEEK



Your source for fresh fabric
Order online – pick up in
Riverside South

www.fabricgeek.ca

Message from Pat Speth, September's presenter

Here is the link to my Facebook group:

<https://www.facebook.com/groups/patspeth>

I will be starting a new free quilt along the first part of October on my Facebook group.

Thank you again for inviting me to your guild!



WORKSHOPS

Sandra Baynes & Dorothy DeRose

We have some fun workshops coming up over the next few months. If you would like to participate in a workshop please send an email with your name and phone number, indicating which workshop you are interested in, to: ctgg.workshops@gmail.com. You will receive a confirmation email in return. Payment instructions will follow, as well as any preparation instructions.

Remember, your place in the workshop is not guaranteed until you have paid.

Virtual workshop – Christmas twiddles with Jennie Rayment – November 6, 2021

Sign-up deadline – October 5, 2021

We will be having a fun filled day with Jennie folding and twisting fabric to create some Christmas delights. Come and join us.

Instructor: Jennie Rayment (England)

Location: Zoom (Virtual)

Time: 9:30 to 4:00, with a 30 minute lunch break

Date: Saturday, November 6, 2021

Cost: \$50 for members, \$60 for non-members

Skill level: Anyone looking to have some fun

Minimum number: 15 participants

Maximum number : 23 participants

Notes: Preparation and cutting of fabric will be required before the class

Register: On-line, by sending an email to ctgg.workshops@gmail.com.

There are only a couple of spaces still available.



Advertising Space

Business Card: \$8 / month (3½" x 2" or 2" x 3½")

¼ page: \$16 / month (4⅞" x 3½")

½ page: \$30 / month (4⅞" x 7¼" or 8½" x 3½")

Full page: \$55 / month (8½" x 7¼")

Contact ctgg.newsletter.billing@gmail.com



WORKSHOPS *continued*

Sandra Baynes & Dorothy DeRose

Virtual workshop – Fantastic Fusion – January 26 and February 2, 2022

Sign-up deadline – December 17, 2021

How about something that looks really complicated but just might be easier than it looks. No sewing is required to create this unique quilt top. All fabric is fused together and then the quilting is what holds it together. Learn to cut with no rulers and create your own original quilt.

This class will teach you how to use fusible web to allow freedom of design.

With basic colour and design principles, Lisa will show us a REALLY SIMPLE technique of cutting and layering fabrics to create designs that would be incredibly difficult using traditional piecing techniques. Once your piece is all together and it's time to move on to the quilting, Lisa will show us how to do improvised quilting and an easy but professional facing technique to finish your quilt.



Instructor: Lisa Walton (Australia)

Location: Zoom (Virtual)

Time: 6:00 to 9:00 pm both evenings

Date: Wednesdays; January 26 and February 2, 2022

Cost: \$50 for members, \$60 for non-members

Skill level: Anyone looking to learn a new technique and have fun

Minimum number: 16 participants

Maximum number: 23 participants

Notes: Preparation of fabric will be required before class

Register: On-line, by sending an email to ctqg.workshops@gmail.com.

Spaces are available.





WORKSHOPS *continued*

Sandra Baynes & Dorothy DeRose

Virtual workshop –Dresden Neighbourhood – February 5, 2022

Sign-up deadline – December 17, 2021

Join us as we build our own unique neighbourhoods with a wall quilt based on the Dresden Plate quilt block pattern. You are the contractor. No plans to file with City Hall, no permits required. No covenants or restrictions to work around. Create a 12 house Neighbourhood (using a 30 degree wedge template) or a 20 house Neighbourhood (using a standard Dresden template – 18 degree).

The Dresden Plate quilt block has been around for nearly 100 years and variations of all sorts have made their way into traditional and even modern quilts. In this workshop, we will build a Neighbourhood of houses based on that traditional Dresden Plate block. But, each neighbourhood will be unique – based on your own creativity, color choices, etc. The wall quilt will finish at approx. 24" square (but can easily be made larger or smaller).

This project is very scrap-friendly and doesn't need any obscure tools or gadgets. You can use a Dresden Plate ruler (if you have one) or just use templates.

Instructor: Michelle Banton (USA)

Location: Zoom (Virtual)

Time: 9:30 to 3:30 with a lunch break

Date: Saturday, February 5, 2022

Cost: \$45 for members, \$55 for non-members, plus the pattern (US\$8)

Skill level: Anyone looking to learn a new technique and have fun

Minimum number: 12 participants

Maximum number : 23 participants

Notes: Preparation and choosing of fabric will be required before class

Register: On-line, by sending an email to ctgg.workshops@gmail.com .

Spaces are available.



Sew-Jo's

Husqvarna VIKING

Sewing Machine Sales & Service

Encouraging your creativity through the art of sewing

• Threads

- sewing
- rayon embroidery
- polyester embroidery
- cotton quilting

• Sewing, Quilting and Embroidery machines

- Quality cotton fabrics
- Battings and stabilizers
- Quilt and bag patterns
- Notions

And sew much more!!!!

405 St. Laurent Blvd. Ottawa, ON K1K 2Z8

www.sew-jos.ca

info@sew-jos.ca

Tel: 613-748-7878

Follow us at *Sew-Jo's*





Quilters Coffee Chat



Interested in being randomly matched with another member of our guild to talk about quilting or whatever else interests you? Then sign up for the **Quilters Coffee Chat**.

I'll be pairing up members once again this month. You and your match can decide to have a call virtually or by regular telephone. You may even learn something new about quilting - or help someone out.. I talked about a particular project and learned I should consider a different type of quilting pattern.. I'm rather glad I found this out before I got started.

So email me at ctgg.workshops@gmail.com. Put in the subject line Quilters Coffee Chat. I will send out the pairs by email (TBD). You can then reach out to your match. Make the call, say, 15 to 30 minutes.

Have fun!

Sandra Baynes



Mad About PATCHWORK

Fun and fresh
modern fabrics to
make the best quilts.



Full selection of Kona
Cottons at \$10/yard.



Our team would love
to help you pick out
the best fabrics and
notions for your next
project. Visit us online
or give us a call!

www.madaboutpatchwork.com

2477 Huntley Rd.
Stittsville, ON
613-838-0020



See you for curbside pick-up,
or make an appointment to
shop in-store.

SEW AND SHARE

There won't be a show and share this month as Jen Kingwell is our presenter and will be chatting with us for an hour and a half.





2022 QUILT SHOW: "STORIES IN STITCHES"

Catherine Pope, 2022 Quilt Show Coordinator



I am pleased to provide an update on our next quilt show, **Stories in Stitches**. Our Quilt Show Team is working hard to plan the upcoming show. First, a reminder of a few key points:

- ◆ The show will take place at the City View Curling Club at 50 Capilano Drive, Nepean. Just east of Merivale.
- ◆ The 2022 show will be a three-day show, running from Friday, **May 6th** from 10 a.m. to 5 p.m. and Saturday, May 7th 10 a.m. to 5 p.m. and Sunday, **May 8th** 11a.m. to 4 p.m.
- ◆ The 2022 Quilt Show will follow the Provincial Guidelines for Social Gatherings.

We will be offering the opportunity for members to have their quilts judged. We have arranged for an apprentice judge to assist in this regard. She will provide written comments on judged quilts. For judging there will be a selection of 2 quilt categories which will be: Bed quilt (any type) and/or Wall Quilt. There will be a modest fee of \$10/quilt for these quilts to offset the honorarium paid to the apprentice judge. More information to come re: judging in next newsletter.

Here are the details as to what quilts can be submitted to the Show: Members may submit up to four quilts. In order to take into consideration comments from the last show that quilts were placed too close together, members may submit one quilt in each of the Large, Medium and Modern categories. This limitation should allow us to expand the space in between rows and giving viewers a better opportunity to admire the quilts. Quilts can be submitted in the following categories (dimensions & criteria for each are provided):

1. Large: A quilt with a perimeter of 350" or greater
2. Medium: A quilt with a perimeter of 349" or less
3. Modern: Modern quilters embrace functionality, simplicity, and minimalism. Characteristics might include use of bold colors and prints, high contrast and graphic areas of solid colors, improvisational piecing, minimalism, expansive negative space and alternate grid work.
4. Wall Quilts: A quilt that is designed to be hung for decorative purposes, with a perimeter of 180" or less
5. Miniature: The quilt must have a perimeter less than 96" total. If blocks are used, they must be 4" or less. A bound full-size block is not considered a miniature, neither is a hexie quilt made with pieces ½" or greater. The overall pattern must show a miniaturization of a quilt.
6. Assorted Quilted Items: This category includes quilted clothing, placemats and runners, pillows, etc.
7. Children's Theme/Crib: Intended use would be for a child's room, either as a wall hanging or a small bed quilt. All techniques.

Our space is limited, so we may have to limit entries to three per member. Please indicate on your registration form, which quilt you prefer to be withdrawn if need be. The committee reserves the right to move an entry to a different category if appropriate. If you have any questions about quilt categories please contact us through the Quilt Show email at: ctqg.quilt.show@gmail.com

Please, ENTER your quilts! Your quilts make the show a success!

Stay tuned for additional information regarding the show, including how to submit your quilts and how to volunteer.



2022 QUILT SHOW MEMBERS' MARKET

Dear Members of the Common Thread Quilt Guild:

We are in full swing preparing for our upcoming Quilt Show for May 2022.

At the last quilt show, we had a members' market where members of the guild could sell their quilted products. We had a great display and the sale went very well but only 5 or 6 members of the guild participated.


The guild does not ask for a percentage of your sale. You get to keep your proceeds. But you must sign up to help at the market anytime during the three days the show is on. As for payment of your items, we will take cash, cheques if you accept them, and also e-transfers to your email account.

Just so you know large quilts do not sell well but items under \$100 sell very well. The most popular price range is between \$25 and \$40.

This article is a heads up so you can start working on your items during the winter months and be prepared for the show in May.

So start thinking of what you would like to make for the sale.

Paulette Beauchamp,
Members' Market Co-ordinator





QUILT & COTON
LES ATELIERS

Visit our online store → quiltetcoton.com
or come visit us !
110 Georges, Gatineau (Qc), J8M 1A2




- Fabrics
- Notions
- Sewing machines
- Quilting machines
- Quilting services

819.617.6777 | info@quiltetcoton.com |  

Frances O'Neill
Quilter



FRAN'S QUILTING

Check website each month for a new Fabric Kit, Pattern, or Sale.
Curbside pick up available.
www.fransquilting.com

OTTAWA SEWING CENTRE
is here for all your sewing needs



Continuum Frame 8/10/12'

Specializing in Sales & Service of
Sewing, Sergers/Overlockers,
Cover-stitch, Multi-needle Embroidery,
Longarm Quilting Machines, Sewing
Room Furniture, Glide Threads & Accs.







Shop anytime at <https://www.ottawasewing.com/>


 107 -1390 CLYDE AVE, NEPEAN, ON, K2G 3H9
 613-695-1386 888-435-7204
ottawasewing@gmail.com



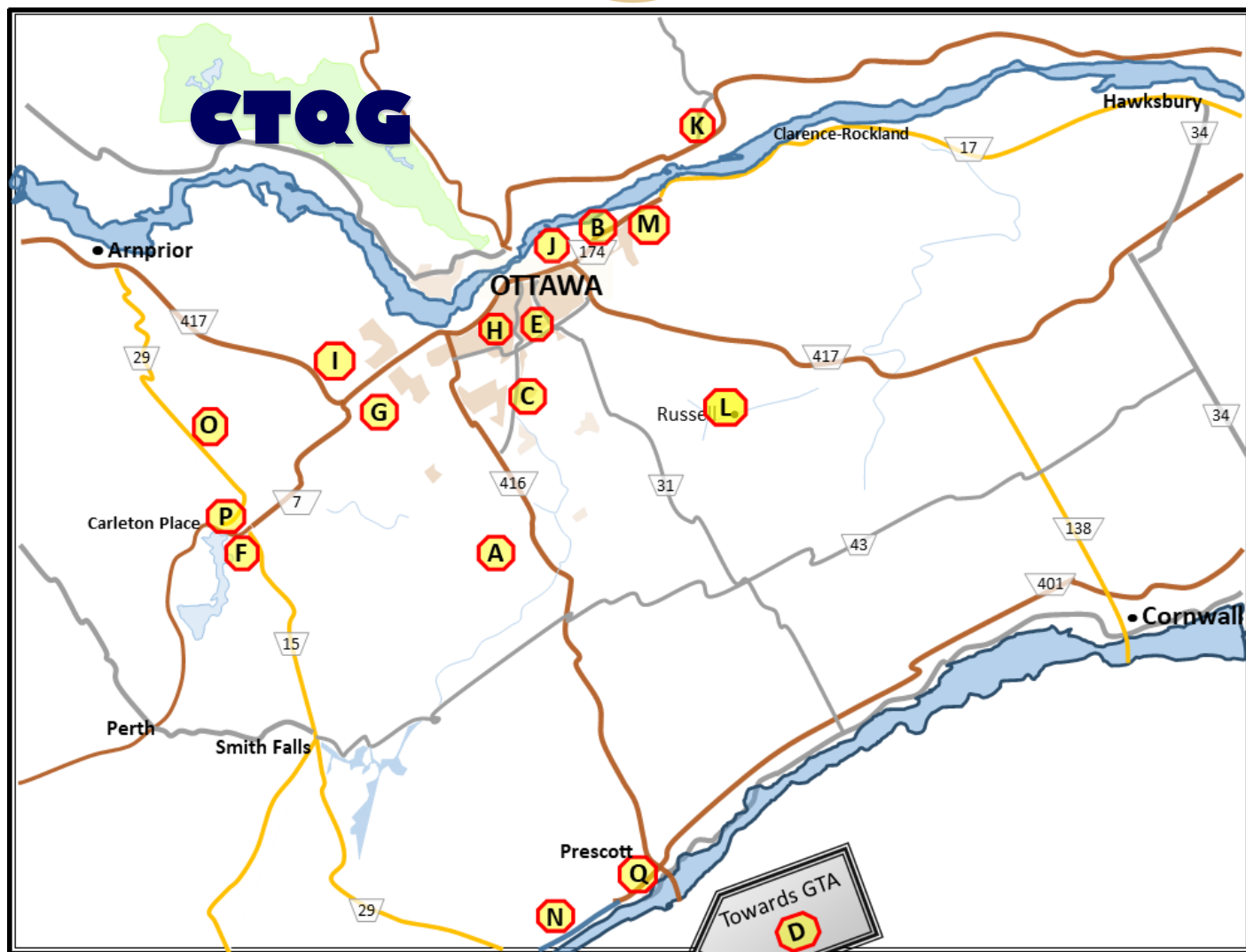
INTERNATIONAL PLOWING MATCH & RURAL EXPO

QUILT BLOCK CHALLENGE IS ON!

Available now is the IPM 2022 Quilt Block Challenge. Participants can purchase a kit and create a quilt block to be included in a beautiful IPM 2022 Quilt. Each kit contains four squares of cotton fabric, contest rules and entry form. Kits are available for \$12.00 at different locations, including locally at [The Kemptville Fabric Shoppe](http://TheKemptvilleFabricShoppe.com) for pickup. There is also an online order option, for an additional \$2, kits can be ordered by email and delivered by Canada Post. Order online and make online payment by e transfer to quiltsipm2022@gmail.com

Prizes include: 1st \$100; 2nd \$75 and 3rd \$50

The final completed block submission deadline is October 31, 2021. Winners will be announced by December 24, 2021.



Advertiser	Location	
A 3 Dogs Quilting	North Gower, ON	613-866-2992
B Aloha Quilting	809 Curlew Place, Ottawa	613-698-5193
C Fabric Geek	Riverside South	Fabricgeek.ca
D Country Concessions	35 King St. N., Cookstown	705-458-4546
E Fran's Quilts	60 Sparrow Way, Ottawa	613-733-7865
F Happy Wife Quilting	280 Timberwood Dr., Carleton Place	613-257-9023
G Mad About Patchwork	2477 Huntley Road, Stittsville	613-838-0020
H Ottawa Sewing Centre	1390 Clyde Avenue, Ottawa	613-695-1386
I ₁ Paisley's Quilt Shop	112 John Cavanagh, Carp	613-203-9011
I ₂ Petit Oiseau Quilting Studio	353 Bedard Ave, Ottawa	613-325-9155
J		
K Quilt et Coton	110 rue George, #15, Gatineau/Masson	819-617-6777
L Quilters Barn and Gifts	1087 Concession St., Russell	613-496-2276
M Quilty Pleasures	2211 St. Joseph Blvd., Orleans	613-834-3044
N Taylor Sewing Quilt Shop	7712 Kent Blvd., Brockville	613-342-3153
O Textile Traditions	87 Mill St., Almonte	613-256-3907
P The PickleDish	24 Lake Ave West, Carleton Place	613-212-8770
Q Watergirl Quilt Co	123 King Street West, Prescott	343-260-9227

THANK YOU to ALL OUR
ADVERTISERS!