



Next Virtual Meeting: Tues Sep 14

- * Keynote Speaker: **Pat Speth**
- * Shop of the Month **Fabrications**
- * Sew & Share

The Zoom invitation will be sent to members one to two days before the guild meeting.

If you don't have it by the evening before (i.e., Monday evening), then please check your spam/junk folder, and if not there, please contact Laura right away at Ctgg.president@gmail.com.

Please don't wait until Tues evening because last minute requests for assistance are difficult to successfully resolve.

In this Issue:

- * President's Message 1
- * Executive & Committee members ... 2
- * Keynote Speaker 2
- * Challenge..... 3
- * Library 4
- * Membership 4
- * Retreats 5
- * Sew Days & Accuquilt..... 6
- * Community Projects 7
- * **Quilt Show** 7
- * Sew & Share 8
- * Workshops 9-10
- * **Coffee Chat** 12
- * Kanata Quilt Guild Sale..... 13
- * Village on the Green Sale..... 14
- * Map of Advertisers..... 15

If you are a guild member and not receiving the newsletter, please let us know at:
ctgg.membership@gmail.com and
ctgg.newsletter.editor@gmail.com

President's Message

September is a month of beginnings and a continuation of the calendar year. I have been sewing with scraps for much of the last year. These times have felt like burrowing into the bits and pieces we have left behind. Now, come September, I am relishing starting new fabrics. I am delving into some new Kaffe Fassett for the joy of colour, for a fresh outlook.



We as a Guild have also been battened down this year figuring out new ways with old bits. And now we tentatively start venturing out. September will start to re-introduce an in-person library day so we can explore new patterns and techniques. There will be a drop off for charity quilts (I will be donating those scrap quilts!). Our members meeting will continue to be virtual to take advantage of some excellent speakers from further away. This month's speaker bridges the scrap world and new fabrics with a presentation on using 5" Charm Squares.

In anticipation of in-person retreats, sew days and hopefully an in-person meeting in December, I encourage everyone to become fully vaccinated. We insist that everyone attending a Guild program in-person must be fully vaccinated. Because not everyone can be vaccinated, we will be continuing virtual alternatives through the year. The Guild must act in the best interest of all members. We look forward to being together again. Get vaccinated.

Laura Evans




Visit our **NEW Location**

35 King St. N. Cookstown
(Just north of Hot Stacks)

We can't wait to see you!

705-458-4546 | countryconcessions.com





Executive and Committee Members 2020/2021

President: Laura Evans

Vice-President: **vacant**

Secretary: Shirley Geiger MacFadden

Treasurer: Barb Till

Past-President: Gwenne Beck-Pottier

Programme: Kirstin Fearon

Retreats: Paula Patterson & Wendy White

Workshops: Sandra Baynes & Dorothy DeRose

Sew Days: Cathy Sheldrick &
Shirley MacFadden

Membership: Carol Nicholson

Quilt Show Coordinator: Catherine Pope

Challenge: Diane Grover

Community Projects: Carole Maisonneuve &
Lynn Strban

Library: Janice Namiesnioski & Judy Loree

Shop of the Month: Lisa Fedak

Fat Quarters Club: Del Jazey & Susan Baker

Website: Carole LaForge

Newsletter: Linda Gibson & Pam Simons

Newsletter Ads/Billing: Roberta Ronayne

Click on position (which is a link) to send an email to the person in this position

Keynote Presentation by Pat Speth

September 14th Meeting

Five Inch is a Cinch

How Nickel Quilts Are Created –This trunk show is sure to get quilters fired up about using 5" squares of fabric and many of the ideas can also be adapted for using other precuts; such as 2 1/2" strips and layer cakes. I'll show a great assortment of quilts from my collection and we focus on the blocks in the quilts and the simple components they are made from.

Quilts for all skill levels will be shown. One of my favorite things to do is to design a quilt using simple piecing and have the result look like a much more intricate quilt! This is the lecture I recommend for my first virtual presentation with a guild, but of course you can choose whichever one you like.

<https://patspeth.com/pages/lectures-and-workshops>



Pauline Clarke

Computerized Long Arm Quilting
Quilt Restoration
Canada's Initial Glide Thread Distributor

613-866-2992



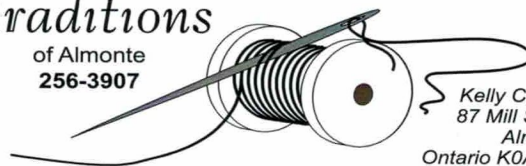
email: pauline@3dogsquilting.ca

www.3dogsquilting.ca

for your quilting, sewing, knitting
& embroidery needs, it's

Textile
Traditions

of Almonte
256-3907



Kelly Church
87 Mill Street
Almonte
Ontario K0A 1A0



2020/2021 Common Thread Quilt Guild Challenge: Globetrotter



Get out your passports, pack your bags – we're going on a trip. After months of travel restrictions, lockdowns and closed borders, many of us are longing for the days of cruising, jetting off to Europe and checking off countries from our bucket list. Still not ready to jump on an airplane? Here's your chance to travel again, but on a voyage of imagination and creativity. But where will you go?

Participants in this year's Guild Challenge will each be assigned a destination country. Your challenge will be to interpret the theme of "Travel" in a quilted wall-hanging using only the colours of that country's flag. To give you more options, you'll be allowed up to two neutrals: white, black, grey, cream, beige, etc. There are no limits on the number of fabrics but they have to read as one of the flag's colours. The maximum perimeter is 96". You can make your quilt 24" square, 16" x 32" or any combination that equals 96".

Travel can be interpreted in any number of ways. You may wish to highlight symbols or images from your destination country. You might want to use blocks with travel-related names or place names such as *Ohio Star*, *Trip Around the World*, or *Crossed Canoes*. Or you can be more broad in your interpretation and create a piece evocative of that country.

Additionally, this year's Guild Challenge includes a Travel Accessory category. What quilted item would you like to bring with you on your trip? A quilted vest or bag? How about a document holder for your boarding pass and passport? Just make sure your item is quilted and uses all the colours of your assigned national flag. There are no size requirements for this category.



Entries are due by the March meeting, with prizes awarded in April. To participate in our Globetrotter Challenge, send an email to: ctgg.challenge@gmail.com.



Watergirl Quilt Co.
Your Canadian Quilting Destination
123 King St. West, Prescott ON, K0E 1T0
Phone/Text : (343)260-9227
Get Inspired with our Facebook Lives & Instagram Posts!
www.watergirlquiltco.com



The PickleDish
Quilt Shop and Studio
Jan Kittle
613-212-8770
Jan@ThePickleDish.ca
ThePickleDish.ca
113 Bridge St., Carleton Place ON K7C 2V4



LIBRARY NEWS

Janice Namiesniowski & Judy Loree



Yahoo! Back to semi-normal.

Our next Library day is Tuesday September 21, 2021 from 3:30-6:00pm. It will take place at the MIFO (6600 rue Carriere in Orleans). COVID mask and distancing rules apply. Come drop off your books, and browse through our extensive Quilting Library. What is a Library Day you ask? You can have physical access to all the resources we own. You can flip and browse through over 570 books on patchwork, applique, instructional, quilt art and quilt specialties. We also carry over 250 magazines, 25 quilt theme novels, and 11 quilt rulers for you to borrow. Something for everyone.

FALL CLEAN UP TIME!

Our second hand book/magazine/ruler/patterns sale will be in December. Now is the time to clean up and out your Quilt bookcase and donate to our Used book sale. All proceeds will go to purchase NEW BOOKS.

Donations can be dropped off at our Library days at MIFO or anytime at Janice's:

6151 Rivermill Cres, Orleans.

All current members can sign out up to 4 books and 4 magazines for one month. Need some inspiration? Check us out! You can even search the online catalog anytime on the CTQG website and request a book for hold using the request form.

Stay safe, Janice and Judy

Our guild's Facebook page, **Common Thread Quilt Guild (Ottawa)** can be accessed at <https://www.facebook.com/groups/526558034114649/>



MEMBERSHIP Desk

Carol Nicholson

Welcome Back!

Memberships (July to June) can be renewed by the online application form or by downloading the application under Member Services and forwarding it to the address on the form. Payment can be made by etransfer or by cheque which can be sent to PO Box 62022, RPO Convent Glen, Orleans, ON K1C 7H8.

Only members with a 2021-22 membership will get the link to the monthly meeting and newsletters.



Mad About

PATCHWORK

Fun and fresh modern fabrics to make the best quilts.



Full selection of Kona Cottons at \$10/yard.



Our team would love to help you pick out the best fabrics and notions for your next project. Visit us online or give us a call!

www.madaboutpatchwork.com

2477 Huntley Rd.
Stittsville, ON
613-838-0020



See you for curbside pick-up, or make an appointment to shop in-store.

Advertising Space

Business Card: \$8 / month (3½" x 2" or 2" x 3½")
 ¼ page: \$16 / month (4⅞" x 3½")
 ½ page: \$30 / month (4⅞" x 7¼" or 8½" x 3½")
 Full page: \$55 / month (8½" x 7¼")

Contact

ctqg.newsletter.billing@gmail.com



GUILD RETREATS

Paula Patterson & Wendy White

Up coming Fall retreat:

October 22-25, 2021 – registration FULL, waiting list

October 29-31, 2021 – still a few spots available (if we are able to have full capacity)

Up coming future retreats for the 2021-2022 Guild year:

January 21-23, 2022 or January 28-30, 2022 (choose only one) – registration opens November 1, 2019.

April 22-24, 2022 or April 29 - May 1, 2022 (choose only one) – registration opens February 1, 2020.

How to Register:

By email: ctgg.retreats@gmail.com (you will receive an email confirmation)

We are presuming that we will be able to go back to normal, but things may change due to COVID protocols and restrictions from the City of Ottawa (ie: meals/costs/times/dates/number of attendees)

Location: Notre-Dame des Champs Community Centre , 3659 Navan Road, Navan, K4B 1H9 .

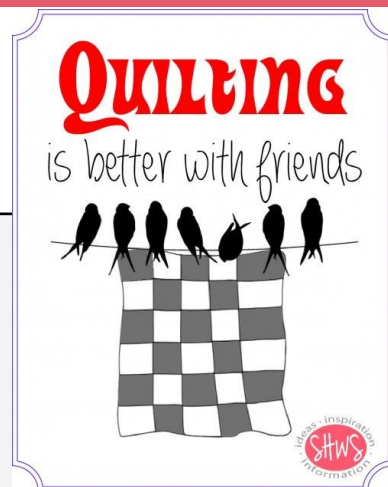
Hours: Friday 10:00—9:00 pm; Saturday 9:00—9:00 pm; and Sunday 9:00—4:00 pm.

Cost—including meals: \$80 for guild members, \$95 for non-members (if space available).

We ask for some participants to help with cooking and baking, ingredients will be reimbursed and a small honorarium will be paid for your time.

All participants are asked to help with set-up and take down as well as to help with one meal serving or clean-up. A list will be available at the retreat for signing up for meal prep or clean-up.

If space allows Guild members may be able to sign up for a second retreat 1 week prior to retreat dates, please send email to: ctgg.retreats@gmail.com to check availability





VIRTUAL SEW DAYS

Cathy Sheldrick & Shirley Geiger

SEW DAYS RETURN OCTOBER 16th

Cathy Sheldrick and Shirley MacFadden look forward to welcoming you to an in-person Sew Day on Saturday, Oct. 16th, at the Notre Dame des-Champs Community Centre, 3659 Navan Road, Navan.

Covid protocols will be in place.

If we cannot meet in-person, we will ZOOM with you!

Please check your October newsletter for an update and details.

For further info, contact us at ctgg.sewdays@gmail.com

ACCUQUILT DIE LENDING...



When the guild decided to purchase the Accuquilt GO!

Cutter and

accessories, the

decision was made

that the equipment would only be available to use at SewDays and Retreats. We wanted the dies and mats to always be available to members, and the cutter required some instruction and supervision.

The pandemic has made us rethink that decision. Starting immediately, the dies and mats are available to borrow for 2 weeks at a time. The cutter is not available, so this offer is only for members who have, or can borrow, a GO machine.

If you check under Resources on the guild website, you will see the link for Accuquilt

<http://commonthreadquiltguild.ca/accuquilt-fabric-cutter/> . There is a lengthy list of available dies.

You can look at the photos members have submitted, or go to the Accuquilt website

<https://www.accuquilt.com/> for ideas and tips.

Please email ctgg.sewdays@gmail.com if you would like to borrow a die. The equipment is being kept near the Montreal Road exit of the 174. Day or evening pickup is available. Members only, and you will have to show your membership card or a piece of id, and complete a borrowing form similar to a library card.

Shirley



LES ATELIERS

QUILT & COTON

Visit our online store → quiltetcoton.com
or come visit us !
110 Georges, Gatineau (Qc), J8M 1A2

Designed by a Quilter, for Quilters.

SWISS DESIGN

- Fabrics
- Notions
- Sewing machines
- Quilting machines
- Quilting services

819.617.6777 | info@quiltetcoton.com



COMMUNITY PROJECTS

Carole Maisonneuve & Lynn Strban

Hi Everyone!

We hope your summer has gone well and you have taken advantage of our beautiful weather.

And now that fall is approaching, Community Project is "gearing up to start accepting your wonderful quilt donations.

Quilt Drop off Information:

Our first "quilt drop off" date of this year will be **Sept 16th, 2021 - between 10:30 – 3:00.**

Location: 1988 Orchardview Ave, Orleans

Should this timeframe not work for some of you, please email us at: ctqg.communityprojects@gmail.com to set up a mutually convenient time.

All public COVID rules continue to apply when dropping off/ taking quilt kits.

Kits for making quilts:

We will have kits (complete kits or "top only" kits) available for pick up, as well as labels, cuddle quilt backing and some batting.

Last but not least, we are once again able to send "cuddle quilts" to the Ottawa General NICU. Feel free to drop them off as well if you have any.

Warmest Regards,
Lynn and Carole



2022 QUILT SHOW

Yes, there will be a 2022 Quilt Show!!

Please watch the CTQG website for upcoming information on the 2022 Quilt Show.



Ottawa's largest quilt shop, where the service is small-town friendly. Located in the heart of old Orleans, conveniently close to Highway 174, Quilty Pleasures offers a full range of supplies and inspiration for the creative quilter.

Shop online at www.quiltypleasures.ca

2211 St-Joseph Boulevard
Orleans, Ontario, K1C 7C5
info@quiltypleasures.ca
613-834-3044
[facebook.com/QuiltyOrleans](https://www.facebook.com/QuiltyOrleans)



Beth Ruiter
OWNER | PROPRIÉTAIRE

1087 CONCESSION ST., UNIT 102
RUSSELL, ON, K4R 1C7

613-496-2276
QUILTERSBARNANDGIFTS@GMAIL.COM
[f /QUILTERSBARNANDGIFTS](https://www.facebook.com/QUILTERSBARNANDGIFTS)

Frances O'Neill
Quilter



FRAN'S QUILTING

Check website each month for a new Fabric Kit, Pattern, or Sale.
Curbside pick up available.
www.fransquilting.com



Elke
Schlossmacher
Longarm Quilter

alohaquilting@gmail.com
613-698-5193

809 Curlew Place
Ottawa, ON K1J 9M9



alohaquilting



Quinte Quilter's Guild Sale In September



Village Green, Foxboro

SEW AND SHARE



Show and share? I am still looking forward to this section of the program night. I hope you are too! I always like a chance to see what everyone has made.

Please send a well lit photo of your quilt/quilted items that we will then share on the screen. Please be sure to send in your name, the name of the quilt/quilted item and a great picture of the full item and one close-up of your favourite part of the quilt.

I will take those photos and create a slide to be shared on zoom. No need to worry about showing up on camera, I will share your photos online and ask you to "unmute" your line to take 1 minute to share about your item.

The slides will also be shared on the private Facebook group after the guild meeting so you can zoom in and take a closer look at them. Send the details by the Sunday before the meeting to: ctgg.programme@gmail.com

Kirstin

Piquage
RG
Quilting Services



PiquageRG@gmail.com

819.661.2988

110 rue Georges, #15, Gatineau (secteur Masson), Qc, J8M 1A2





WORKSHOPS

Sandra Baynes & Dorothy DeRose

We are excited to offer you a mix of workshops this coming Guild year, during which you may learn some new skills or hone old ones. With the continuing uncertainty over what is happening with COVID-19, we made the decision to only offer workshops that can be held on-line. We are hoping in the spring that we may be able to offer something in person, but only time will tell.

Please check the Common Thread Quilt Guild website and Facebook page frequently for any updates or changes to the Workshops line-up.

You can register for workshops by sending an email to: ctgg.workshops@gmail.com

You will receive a confirmation email in return and instructions on how to pay for the workshop. Any further instructions will be sent in time for the workshop.

Virtual Workshop - Custom Edge to Edge Walking Foot Quilting – October 2, 2021

Sign up deadline – September 3, 2021

Do you dislike burying threads? By quilting from edge to edge you will not have to bury any threads (unless your bobbin runs out or your thread breaks). But just because you are quilting from edge to edge, doesn't mean you are limited to a boring quilt design or following the same pattern throughout the quilt. Join Melissa in this class where you will be quilting a simple pixel quilt by using Melissa's Custom Edge to Edge Walking Foot Quilting technique. (Note: You will be required to make the quilt top prior to class. Instructions will be provided upon registration.) - Based on Melissa's book, [*Edge-to-Edge Walking Foot Quilting Designs*](#) which is required for the class.

Instructor: Melissa Marginet (Manitoba)

Location: Zoom (Virtual)

Time: 6 hours plus lunch break; 10:00 to 4:30

Date: Saturday, October 2, 2021

Cost: \$40.00 for members, \$50.00 for non-members; **plus** the book (\$34 including taxes). The required number of books will be ordered directly from Melissa on September 4th to be delivered to Orleans. This bulk order will allow us to save on shipping costs and receive the books in time for the workshop.

Skill level: Anyone looking to learn a new technique.

Minimum number: 10 participants

Maximum number : 20 participants

Notes: You must make a pixel quilt top before the class, instructions will be provided.

Register: On-line, by sending an email to ctgg.workshops@gmail.com . Spaces are available.





WORKSHOPS *continued*

Sandra Baynes & Dorothy DeRose

Remember Jennie Rayment and what fun we had folding and fiddling fabric last January? Well Jennie is coming back to us in November to help us fiddle and twiddle our way to some Christmas decorations.

Virtual workshop – Christmas twiddles with Jennie Rayment – November 6, 2021

Sign-up deadline – October 1, 2021

Instructor: Jennie Rayment (England)

Location: Zoom (Virtual)

Time: 9:30 to 4:00, with a 30 minute lunch break

Date: Saturday, November 6, 2021

Cost: \$50 for members, \$60 for non-members

Skill level: Anyone looking to have some fun

Minimum number: 15 participants

Maximum number : 23 participants

Notes: Preparation and cutting of fabric will be required before the class

Register: On-line, by sending an email to

ctgg.workshops@gmail.com . Spaces are available but limited.



Discouraged with the limitations of your current sewing machine?

Ready to take your quilting to the next level?

NEW MODELS in STOCK!!!



Taylor Sewing
QUILT SHOP

JANOME

**Sales ~ Service
& Sew Much More!**

PFAFF



**613-342-3153
www.taylorsewing.com**



Happy Wife
QUILTING

www.happywifequilting.ca

OPEN BY APPOINTMENT

jen@happywifequilting.ca

613-257-9023

280 Timberwood Drive, Carleton Place

Petit Oiseau Quilting Studio

Therese Larose

Longarm quilter

thereselarose62@gmail.com

613-749-1800 | 613-325-9155

by appointment



WORKSHOPS *continued*

Sandra Baynes & Dorothy DeRose

Virtual workshop – Fantastic Fusion – January 26 and February 2, 2022

Sign-up deadline – December 17, 2021

How about something that looks really complicated but just might be easier than it looks. No sewing is required to create this unique quilt top. All fabric is fused together and then the quilting is what holds it together. Learn to cut with no rulers and create your own original quilt.

This class will teach you how to use fusible web to allow freedom of design.

With basic colour and design principles, Lisa will show us a REALLY SIMPLE technique of cutting and layering fabrics to create designs that would be incredibly difficult using traditional piecing techniques. Once your piece is all together and it's time to move on to the quilting, Lisa will show us how to do improvised quilting and an easy but professional facing technique to finish your quilt.



Instructor: Lisa Walton (Australia)

Location: Zoom (Virtual)

Time: 6:00 to 9:00 pm both evenings

Date: Wednesdays; January 26 and February 2, 2022

Cost: \$50 for members, \$60 for non-members

Skill level: Anyone looking to learn a new technique and have fun


Minimum number: 16 participants

Maximum number: 23 participants

Notes: Preparation of fabric will be required before class

Register: On-line, by sending an email to ctgg.workshops@gmail.com.

Spaces are available.



**WORKSHOPS** *continued***Sandra Baynes & Dorothy DeRose****Virtual workshop –Dresden Neighbourhood – February 5, 2022**

Sign-up deadline – December 17, 2021

Join us as we build our own unique neighbourhoods with a wall quilt based on the Dresden Plate quilt block pattern. You are the contractor. No plans to file with City Hall, no permits required. No covenants or restrictions to work around. Create a 12 house Neighbourhood (using a 30 degree wedge template) or a 20 house Neighbourhood (using a standard Dresden template – 18 degree).

The Dresden Plate quilt block has been around for nearly 100 years and variations of all sorts have made their way into traditional and even modern quilts. In this workshop, we will build a Neighbourhood of houses based on that traditional Dresden Plate block. But, each neighbourhood will be unique – based on your own creativity, color choices, etc. The wall quilt will finish at approx. 24" square (but can easily be made larger or smaller).



This project is very scrap-friendly and doesn't need any obscure tools or gadgets. You can use a Dresden Plate ruler (if you have one) or just use templates.

Instructor: Michelle Banton (USA)**Location:** Zoom (Virtual)**Time:** 9:30 to 3:30 with a lunch break**Date:** Saturday, February 5, 2022**Cost:** \$45 for members, \$55 for non-members, plus the pattern (US\$8)**Skill level:** Anyone looking to learn a new technique and have fun**Minimum number:** 12 participants**Maximum number :** 23 participants



Quilters Coffee Chat

Interested in being randomly matched with another member of our guild to talk about quilting or whatever else interests you? Then sign up for the **Quilters Coffee Chat**.

I'll be pairing up members once again this month. You and your match can decide to have a call virtually or by regular telephone. You may even learn something new about quilting - or help someone out.. I talked about a particular project and learned I should consider a different type of quilting pattern.. I'm rather glad I found this out before I got started.

So email me at ctgg.workshops@gmail.com. Put in the subject line Quilters Coffee Chat. I will send out the pairs by email (TBD). You can then

reach out to your match. Make the call, say, 15 to 30 minutes.

Have fun!

Sandra Baynes





Ottawa Sewing Centre

Sales & Service of Baby Lock, Brother, and Elna sewing machines, and Q'nique longarm quilting machines

613-695-1386

www.ottawasewing.com

1390 Clyde Ave, #107, Ottawa, ON K2G 3H9

Your Authorized Dealer for:








FABRIC GEEK



Paisleys Quilt Shop

Fabric and Gifts



Info@PaisleysQuiltShop.com

www.PaisleysQuiltShop.com

112 John Cavanaugh Drive

613-203-9011



Your source for fresh fabric
Order online - pick up in
Riverside South

www.fabricgeek.ca



Kanata Quilt Guild

Is having a



Fabric and Notions SALE

Items for sale -
anything Quilting
related such as
fabric, thread,
needles, notions,
quits, quilt kits and
so much more!

Friday, 10th September 2021

9:00 am - 2:00 pm

At the

Royal Canadian Legion,

Branch 638, (indoors)

70 Hines Rd. Kanata, ON.

Refreshments provided
by the Kanata Ladies'
Auxiliary



All Covid protocols and restrictions in place at time of event, will be strictly followed. 🤝 Please bring a reusable shopping bag for your purchases.

ENTRANCE FEE: A Tooney (\$2.00) to support the Kanata Food Cupboard.

Free home table at the
exit, a Charity table,
and a Quilting table.





September is Quilt Month at The Village Green

SOMETHING FOR EVERYONE

Coasters	Placemats	Table runners	Wall art
Hand bags	Baby blankets	Bibs	Burp pads
Lap quilts	Queen size quilts	Tea cozies	
Bags of selected 2.5 inch strips for quilt making			

All items have been locally created by the members of the Quinte Quilters Guild.

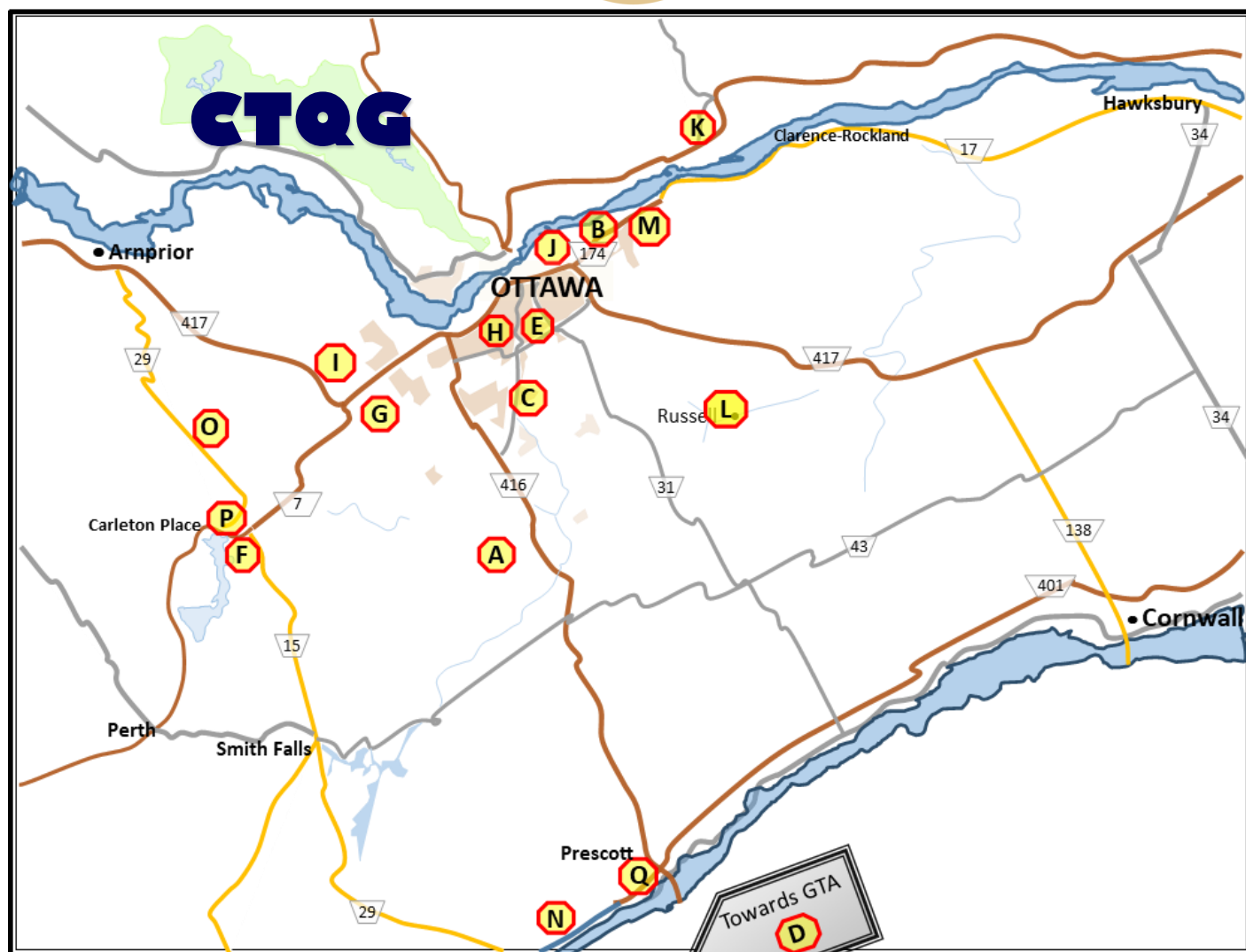
Proceeds go to support the guild in their efforts to promote and teach the art of quilt making.



*The Village Green, 535 Ashley Street in
Foxboro*

All September

Tuesdays to Saturdays 9 a.m. to 5 p.m.



Advertiser	Location	
A 3 Dogs Quilting	North Gower, ON	613-866-2992
B Aloha Quilting	809 Curlew Place, Ottawa	613-698-5193
C Fabric Geek	Riverside South	Fabricgeek.ca
D Country Concessions	35 King St. N., Cookstown	705-458-4546
E Fran's Quilts	60 Sparrow Way, Ottawa	613-733-7865
F Happy Wife Quilting	280 Timberwood Dr., Carleton Place	613-257-9023
G Mad About Patchwork	2477 Huntley Road, Stittsville	613-838-0020
H Ottawa Sewing Centre	1390 Clyde Avenue, Ottawa	613-695-1386
I ₁ Paisley's Quilt Shop	112 John Cavanagh, Carp	613-203-9011
I ₂ Petit Oiseau Quilting Studio	353 Bedard Ave, Ottawa	613-325-9155
J Piquage RG	110 rue George, #15, Gatineau/Masson	819-661-2988
K Quilt et Coton	110 rue George, #15, Gatineau/Masson	819-617-6777
L Quilters Barn and Gifts	1087 Concession St., Russell	613-496-2276
M Quilty Pleasures	2211 St. Joseph Blvd., Orleans	613-834-3044
N Taylor Sewing Quilt Shop	7712 Kent Blvd., Brockville	613-342-3153
O Textile Traditions	87 Mill St., Almonte	613-256-3907
P The PickleDish	24 Lake Ave West, Carleton Place	613-212-8770
Q Watergirl Quilt Co	123 King Street West, Prescott	343-260-9227

THANK YOU to ALL OUR
ADVERTISERS!