



October 13th Virtual Mtg:

- * Elections for Executive Team
- * **Keynote Speaker:**
Melissa Marginet
- * Shop of the Month presentation
by **Quilty Pleasures**
- * Fat Quarter Club Award

Guests welcome, \$10 fee
If interested, contact our Treasurer
at ctqg.treasurer@gmail.com

Proposed plan for the 2020/2021 Year:

- Virtual meetings for sure until December and probably until March
- If possible, if 200 persons allowed at MIFO, spring meetings would be in person at our MIFO location

In this Issue:

- * Vice President's Message . 1
- * Executive 2
- * Keynote Speaker 2
- * Membership 3
- * 2020/21 Program 4
- * Retreats 5
- * Community Projects 6
- * Workshops 7-9
- * Library 10
- * Special Article 11
- * Challenges 13-16
- * Newsletter Quilting Quiz . 17
- * Map of Advertisers 18

Vice President's Update

I'm hoping that you were all as happy as I was after our first virtual guild meeting of the season. Johanna Masko is a gifted speaker and accomplished artist. We were almost 100 people on line. It may not be the same as being together but at least we can still enjoy some portions of our program until we can safely gather as a group. Kirstin Fearon is planning a great lineup of speakers for us to enjoy from the comfort of our homes, so we hope that you will join us to continue sharing our love of quilting.

October's meeting will begin with business and updates as usual. We will also hold the election of Executive Members which we postponed in June. There will be a quick introduction of new nominees and then a few group motions for consideration and voting. This will be a virtual vote by show of hands. Only members can vote, not guests. Here are your candidates.

Candidates seeking nomination and re-election to their current positions

Treasurer - Barb Till
Web Site - Carole Laforge
Retreats - Paula Patterson and Wendy White
Community Projects - Carole Maisonneuve and Lynn Strban
Workshops - Sandra Baynes
Sew Days - Cathy Sheldrick
Newsletter Editor - Catherine Pope and Sonia Latchman
Newsletter Advertising- Joanne Fox
Membership - Laura Evans

Candidates seeking nomination and election to new positions

Secretary - Shirley Geiger
Program - Kirstin Fearon
Workshops - Dorothy De Rose
Membership - Carol Nicholson
President - Gwenne Pottier
Past President - Vicki Ross

Vacant Positions

Vice President
Librarian

Gwenne Pottier



Executive and Committee Members 2019/2020

President: Vicki Ross

Vice-President: Gwenne Beck-Pottier

Secretary: Dorothy DeRose

Treasurer: Barb Till

Past-President: Laurelle Callaghan

Programme: Laura Malo & Marliese Kuhn

Retreats: Paula Patterson & Wendy White

Workshops: Carol Nicholson & Sandra Baynes

Sew Days: Cathy Sheldrick & Shirley Geiger

Membership: Pauline McNally & Laura Evans

Quilt Show Coordinator: Cathy Gaudet

Challenge: Laura Malo

Community Projects: Carole Maisonneuve & Lynn Strban

Library: Paulette Beauchamp

Shop of the Month: Denise Stewart & Jean Hogan

Fat Quarters Club: Del Jazey & Susan Baker

Website: Carole LaForge

Newsletter: Sonia Latchman & Catherine Pope

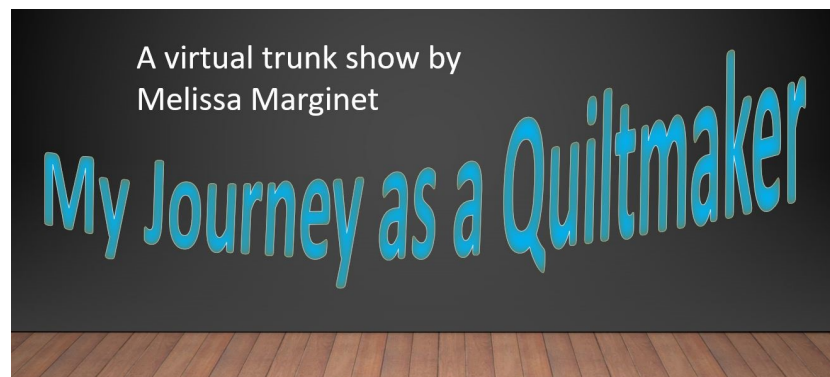
Newsletter Ads/Billing: Joanne Fox

Click on position (which is a link) to send an email to the person in this position

*If you are a guild member and not receiving the newsletter, please let us know at:
ctqg.membership@gmail.com and
ctqg.newsletter.editor@gmail.com*

Note: Zoom mtg invitations and the newsletter are sent only to current members, and to the email address we have on file for you. If you change your email address, please let us know.

October 13th Keynote Presentation



My creative journey from growing up next door to a creative and resourceful grandmother in rural Manitoba to how I became addicted to quilting and ending where I am now. A trunk show filled with quilts and stories.

Melissa Marginet



Author: *Walking Foot Quilting Designs / Edge-to-Edge Walking Foot Quilting Designs*

Etsy: www.etsy.com/shop/melissamarginet

Website: www.melissamarginet.ca

Instagram: @melissamarginet

Facebook: Melissa Marginet - Quilter

YouTube: <https://www.youtube.com/c/melissamarginet>

Suggested readings

...as recommended by Johanna Masko, the keynote speaker at our September guild meeting:

- The Quilter's Album of Blocks and Borders by Jinny Beyer
- Treasury of American Quilts by Cyril Nelson and Carter Houck
- Liberated Quiltmaking by Gwen Marston
- Liberated Medallion Quilts by Gwen Marston
- Quilts by Denise Schmidt
- American Quilts: the democratic art by Robert Shaw



MEMBERSHIP Desk

Pauline McNally & Laura Evans

While this year may be different it will be exciting. The old saying "when one door closes another opens" is so true. Covid-19 has given us new opportunities. How excitingWe can now go farther afield to bring you in dynamic quilters that are anxious to share their talents with guild members. Just think, no trekking through the snow to attend a meeting.....just do so from the comforts of your home.

To keep our guild thriving we need members.....so won't you join us.....membership is only \$35.00.

You will find the membership application or registration form on our website. Just complete and attach a cheque...you will receive your membership card in the mail.

If you were a member last year and have difficulty downloading the form ...no worries...just attach your cheque to a note with your complete address and make sure you give us your latest email address and telephone numberof course...please print.

No cheque, not a problem, just complete the form on-line and indicate you want to e-transfer. You will receive instructions by email on how to proceed.

You will be requested to show your membership card at our virtual meetings....there may even be a surprise for attending.

Our mailing address is:
COMMON THREAD QUILT GUILD
P.O. BOX 62022.
RPO CONVENT GLEN,
ORLEANS, ON K1C 7H8

Laura and Pauline

FAT QUARTER CLUB

Del Jazey & Susan Baker

Reminder: The winner of the Fat Quarter Quilt contest will be announced at the October meeting. Monthly winners of fat quarters from May 2019 to March 2020 who completed a quilt with their fat quarters and who sent a picture of their quilt to the guild fat quarter email address by September 30th were entered into the random draw.

Until we can meet again!

Susan and Del

Pauline Clarke
Computerized Long Arm Quilting
Quilt Restoration
Canada's Initial Glide Thread Distributor

613-866-2992

email: pauline@3dogsquilting.ca www.3dogsquilting.ca

The PickleDish
Quilt Shop and Studio

Jan Kittle
613-212-8770
Jan@ThePickleDish.ca

ThePickleDish.ca
113 Bridge St., Carleton Place ON K7C 2V4



Speaker & Program CTQG outline for 2020-2021

I'm pleased to share with you that our programming is lining up to be a stellar for the guild this year! I know many of you will miss the face to face interactions, but I am very excited for this year's line up of speakers. Your membership dues brings you some amazing talent from Canada & the US. (Where you see TBC, I am just waiting on signed contracts, but we have dates)



Remember we host our meetings the second Tuesday of every month and here is what we have coming our way for our next 5 virtual meetings. And more to come!!

October has Melissa Marginet from Winnipeg Manitoba. Melissa is an author, pattern designer and educator all around quilting and will be sharing her Journey as a Quilter. <http://www.melissamarginet.ca/>

November brings Edith Choiniere from Quebec. Edith is a designer and creator and she will be sharing her Quilting Journey, her technique and process for designing a project. <https://www.collectioninedith.com/>

December (TBC) will be an **exclusive to our members!** Jacquie Gering will be joining us from Kansas (virtually of course). Jacquie is well known amongst the modern quilters as one of the founders of the Modern Quilt Guild. She will share her talk on Finding her Voice. <https://www.jacquiegering.com/>

January (TBC) will also hold a special speaker, Mary Fons (yes, Marianne's daughter). If you have ever been to a lecture of Mary's or crept on Facebook or blog, you know she is an enthusiastic quilt nerd. She will be sharing Mary Fons Trunk Show: Extreme Home edition. <https://www.maryfons.com/>

February (TBC) has another great Canadian quilter – Karen Brown of Just Get it Done quilts. Karen will help us all embrace the type of quilter we want to be – and Be the Best Quilter you can Be. <https://www.justgetitdonequilts.com/>

Kirstin Fearon

We hope
you can join
us on...

zoom

...for our
2020 virtual
meetings



GUILD IN-TOWN RETREATS

Paula Patterson & Wendy White

October 16-18, 2020, ~~or~~ October 23-25, 2020 - CANCELLED

Cancelled

January 22-24, 2021 or January 29-31, 2021

(choose only one) – registration opens November 1, 2020.

April 22-25, 2021 or April 30-May 2, 2021

(choose only one) – registration opens February 1, 2021.

How to Register:

1) By email: ctgg.retreats@gmail.com

You will receive a confirmation email response to confirm your registration or addition to the waiting list.

Location: Notre-Dame des- Champs Community Centre, 3659 Navan Road, Navan, K4B 1H9.

Hours: Friday 10:00—9:00 pm; Saturday 9:00—9:00 pm; and Sunday 9:00—4:00 pm.

Cost—includes meals: \$80 for guild members, \$95 for non-members (if space available).

We ask for some participants to help with cooking and baking, ingredients will be reimbursed and a small honorarium will be paid for your time.

All participants are asked to help with set-up and take down as well as to help with one meal serving or clean-up. A list will be available at the retreat for signing up for meal prep or clean-up.

If space allows Guild members may be able to sign up for a second retreat 1 week prior to retreat dates, please send email to: ctgg.retreats@gmail.com to check availability



Watergirl
Quilt Co.

10 Tips to Survive a Quilting Crisis

4. Facebook Group: Share your Creations

5. Facebook live videos for inspiration

6. Sign up for a Workshop!

...check back next month for # 7, 8 & 9

Workshops:

Oct. 6th, 6:30pm: Quilting Cowboy (ZOOM)

Oct. 7th: Learn to Quilt: 7 sessions

(Prescott)

Oct. 8th: Barricade Quilt: 4 sessions ZOOM

Oct. 13th & 20th: Stocking Sacks (ZOOM)

Oct. 16th: Machine Quilting (Prescott)

Oct. 17th: Collage Quilting (Prescott)

Oct. 31st: Paul Leger: True, North, Strong and Free Quilt (Prescott Legion)

Let us Serve You on Your Creative Journey!

www.watergirlquiltco.com

123 King St. West, Prescott, ON



Beth Ruiter
OWNER | PROPRIÉTAIRE

1087 CONCESSION ST. UNIT 102
RUSSELL, ON, K4R 1C7

613-496-2276

QUILTERSBARNANDGIFTS@GMAIL.COM

[f /QUILTERSBARNANDGIFTS](https://www.facebook.com/QUILTERSBARNANDGIFTS)

DROP BY THE STORE,
OR GIVE US A CALL.
WE'LL HELP YOU
FIND WHAT YOU'RE
LOOKING FOR!



**COUNTRY
CONCESSIONS**
Quilt Shop

YOUR TRUSTED
PFAFF DEALER

PFAFF
Perfection starts here.™

1 Dufferin Street, Cookstown, Ontario L0L 1L0

705-458-4546 | info@countryconcessions.com

WWW.COUNTRYCONCESSIONS.COM



COMMUNITY PROJECTS

Carole Maisonneuve & Lynn Strban

Hello Everyone!

A **BIG** Thank you to everyone who made quilts for community projects, as you know there is a great need in the community for quilts. In September, we were able to deliver 144 cuddle quilts and 33 quilts to our “client organizations”. Please note that the preferred quilt size of our “client organizations” is twin size quilts (approximately 60x72), although all quilts are appreciated regardless of size. Cuddle quilts should be 22”x22”.

Should you have questions, feel free to send your enquiries to ctqg.communityprojects@gmail.com.

Cuddle Quilts and other Completed Quilts – for Drop Off:

- We will be accepting donations of “completed” quilts, tops, fabric (fat quarter or larger please) and cuddle quilts, from 11:00 a.m. - 3:00 p.m. on Thursday, October 8, at 1988 Orchardview Avenue, Orleans.
- For those dropping off quilts that were made from one of our kits please try to have the “registration number” that was on the kit bag it originally came in. Do not worry if you no longer have it.

Taking out new Kits and / or Backing / Batting for Cuddle Quilts:

- You will also be able to “sign out” new kits on October 8, for either quilt tops, or complete kits (top and backing, just need to be quilted). Batting and backings for cuddle quilts will be available.

Labels: Labels will be available for pick up as well.

Happy Sewing,

Carole and Lynn





WORKSHOPS

Carol Nicholson & Sandra Baynes

We are excited to offer a mix of workshops this coming Guild year, during which you will learn some new skills or hone old ones. Some of our workshops will be held on-line and we are also hoping to offer some workshops in person, if we can secure suitable accommodation where we will be able to follow all public health guidelines in effect at the time.

Please check the Common Thread Quilt Guild website and Facebook page frequently for any changes to the Workshops line-up.

Registration:

- You can register for workshops by sending an email to: ctgg.workshops@gmail.com
- You will receive a confirmation email in return and instructions on how to pay for the workshop. Any further instructions will be sent in time for the workshop.

The Line up: Our first workshop for the year will be held on-line. Our instructor, Melissa Marginet, is our speaker this month. Our second planned workshop is the much anticipated postponed “Quilting with Rulers” with Tara Starzomski. We hope that this workshop will be able to go ahead but we do have to wait to hear back from the City. Our third option is also an on-line workshop, this time with Leanne Parsons from Newfoundland.

See below, and on next two pages, for more details.

Interwoven Art – October 21 and 28, 2020

Create a beautiful and interesting 18” x 18” art quilt using four fat quarters that weave into each other using a quilt-as-you-go method. Instructions will be provided to make either a tote bag or a cushion with your Interwoven Art or just bind it and display it proudly.

Instructor: Melissa Marginet (Manitoba)

Location: Zoom (**Virtual**)

Time: 10:00 to 1:00 each day

Date: Wednesdays, October 21 & 28, 2020

Cost: \$40 members, \$50 non-members

Skill level: Confident beginner to intermediate quilter looking to learn a new technique.

Minimum number: 12 participants

Maximum number : 25 participants

Notes: you must be able to attend both sessions in order to complete the project

Register: On-line. Spaces are available.





WORKSHOPS Continued

Quilting with Rulers – November 4, 2020

Instructor: Tara Starzomski (Ottawa, ON)

Location: TBD

Time: 10:00 to 4:00 (Doors open at 9:30 – Class starts at 10:00)

Date: Wednesday November 4, 2020 (pending City room booking approval)

Cost: Will be determined by costs related to the hire of facilities

Skill level: Confident beginner to intermediate quilter looking to learn a new technique.

Maximum number : 15

Notes: Bring a lunch – but note that **we will not have kitchen access** (no fridge access and no cleaning dishes).

Register: On-line. Spaces are available.



Foundation Paper Piecing with Freezer Paper – November 7, 2020

Leanne kicks off this workshop by demonstrating how to create the first few blocks. Then, step by step, you can sew-a-long virtually with her. You should be able to complete a few blocks during the 2 hour workshop and then continue on to make a mini 27"x27", a 54"x54", or 72"x72" quilt. Dig in to your stash and join us to grow your foundation paper piecing skills.

Instructor: Leanne Parsons (Newfoundland)

Location: Zoom (**Virtual**)

Time: 10:00 to 12:00

Date: Saturday November 7, 2020

Cost: One 2 hour workshop: \$40.00 members \$50.00 non-members. Pattern "Burst" included in this price.

Skill level: Confident beginner to intermediate quilter looking to learn a new technique.

Maximum number : 25 participants

Notes: Quilt uses scraps. You can purchase freezer paper from Watergirl Quilt Co or use your own. Paper can be sold in individual sheets (50 cents each). This freezer paper is reusable. There will be some homework prior to the class (fabric cut and ready).

Register: On-line. Spaces are available.






WORKSHOPS Continued

Colour Theory and PreCuts – November 22, 2020

This stash busting workshop will provide a strong foundation in colour theory. The class will help you learn to select colours to compliment your pre-cuts (purchased or prepared by you). You can then organize your stash to create some beautiful pieces. This 2 hour workshop using the Pre-cut Primer (included in the workshop) will give an overview of all precuts and provides 12 patterns and tips. This in-person workshop is lecture style with directed tasks. Michelle will cover:

- pre-cut vocabulary,
- efficient ways to cut your own precuts and useful tools,
- colour theory and the colour wheel and how to choose from your stash to create striking precut bundles, using a cutting list, organization, and storage tips.



Instructor: Michelle Peters (Prescott, ON)

Location: TBD

Time: 10:00 to 12:00 (Doors open at 9:30 – Class starts at 10:00)

Date: Sunday November 22, 2020 (pending City room booking approval)

Cost: will be determined by costs related to the hire of facilities; 2 hour in-person workshop including required book

Skill level: Confident beginner to intermediate quilter looking to learn a new technique.

Maximum number : 20

Notes: Homework: select an assortment of fabric prints and solids in a range of colours from your stash (minimum 2 1/2" wide pieces). Suggestion: pink, red, orange, yellow, green, blue, purple, some black, and some white. This is to create combinations for pleasing pre-cut bundles. You will receive further instructions to help with this selection.

Register: On-line. Spaces are available.

Quilt Bees

22 Main Street East
PO Box 639
Vankleek Hill, Ontario
K0B 1R0
613-307-1222
laura@quiltbees.ca
www.quiltbees.ca



Please call ahead for Store hours



Paisleys Quilt Shop
Fabric and Gifts



Info@PaisleysQuiltShop.com
www.PaisleysQuiltShop.com

112 John Cavanaugh Drive
613-203-9011



LIBRARY UPDATE

Volunteer Librarian needed!

The library is closed at this time.

When we have a volunteer to take over the role of Guild Librarian and also when we can gain access to MIFO, we hope to offer a morning or afternoon, once a month, when members can safely access our library collection.



The books and magazines in our library can be found on our website [here](#). The books added since February (and hopefully accessible soon) are listed below:

- * Feathered Star Quilt Blocks I : ten favorite Le Moyne-based stars, by Marsha McCloskey
- * A Stitch in Time : English Paper Piecing, by Sharon Gurgess
- * Fast-Fold Hexies from pre-cuts & stash, by Mary Hogan
- * Kool Kaleidoscope Quilts, by Ricky Tims
- * One-Block Wonder : one fabric, one shape, one-of-a-kind quilt, by Maxine Rosenthal
- * Beginner's guide to Free-Motion Quilting, by Natalia Bonner
- * Fresh Fat-Quarter Quilts: 12 projects for your favorite fabrics, by Andy Knowlton
- * Fat Quarters Favorites, by Karen Burns
- * Jelly Filled : 18 quilts from 2 1/2" strips, by Vanessa Goertzen
- * Quick & Easy Quilts : 20 machine quilting projects, by Lynne Goldsworthy
- * Fearless with Fabrics : Fresh Quilts, by Sarah J. Maxwell
- * Teach me to Machine Quilt, by Pat Sloan
- * Best of Connecting Threads : volume 1, Connecting Threads



Ottawa Sewing Centre


Sales & Service of Baby Lock, Brother, and Elna sewing machines, and Q'nique longarm quilting machines

613-695-1386

www.ottawasewing.com

1390 Clyde Ave, #107, Ottawa, ON K2G 3H9

Your Authorized Dealer for:



Your Quilts Done
LONGARM QUILTING SERVICE

Your best work deserves a great finish!

Custom and Edge to Edge quilting

30% off your first quilt
Free return shipping in Canada

Quick turnaround times
Local sunroom drop-off/pick up available

519-741-4882

www.yourquiltsdone.com

45 Bock Street, New Dundee, ON



Views from a Quilt Judge Wannabe: Judging the CQA TrendTex Challenge

by Kirstin Fearon



Have you ever judged a quilt? Or wondered how judges look at quilts?

This past year I got the opportunity to help the Canadian Quilters Association with judging the 2020 TrendTex challenge quilt submissions. While I am not a certified quilt judge, I have started my journey to gaining certification. (Full disclosure, I am not in the CQA program, as it isn't open for registration, the current leaders are evaluating the certification process to streamline it; and I am waiting for the program to open up again)

While enjoying Quilt Canada in Ottawa last year, I attended the first module of the judge certification program, which was an introduction to quilt judging. The module was very interesting. The things we learned were really about the importance of the craft, the precision of our work, colour theory and how it is important for us to focus in on the little details when constructing a quilt for judging. At this point, I want to pause, and remind you that not all quilts are made for being judged. All of our quilts are beautiful pieces that we spent time creating, pulling beautiful fabrics and piecing together to create something from the heart or creative spirit. Never let the quilt police (ie judges) prohibit you from trying something different or making something for your creative soul. If you are looking to enhance your mastery of quilting, judging and critiques can help you along your journey.

When starting an entry for a judged competition, read the rules and especially the fine print. Make sure you have a clear understanding of the expectations. Think about the theme and build a quilt design around what inspires you from the theme. Think about colour theory, balance within the piece, select colours and value (lights and darks) that augment your design. When you move to construction, ensure your quarter inch is accurate and take a moment to finish your quilt with quality. And that includes binding and labelling.

So what was the judging process like?

We initially reviewed each piece as a photograph. YES, those photos you take help narrow down the actual quilts we want to take a closer look at and judge. So take some extra time with those quilt photos, get good lighting (outdoors if your home is dark); make sure your quilt lays flat and there is no obstruction. From ~75 quilts, we narrowed it down to 40ish pieces to review – 2 of the 3 judges had to vote for a closer look in order for the quilt to be viewed. Once our selections were done, the coordinator compiled all of the quilts and brought them to our in person meeting.

Two judge apprentices and I gathered outside (we are still in COVID times) and started reviewing the quilts. Each quilt was judged on 9 attributes and were scored on a scale of three with 3 being excellent and 1 being fair. The factors being evaluated were use of the fabric, design, construction and finishing. Each attribute being judged can depend on the show or competition, so I won't share the specific details of what was judged. Remember those rules for the competition, those rules guide the attributes being judged. We all looked at each individual piece. We reviewed the front and the back; we made sure that each piece met the rules of the competition. We looked at the construction and accuracy of points, use of colours and balance, finishing of binding. We did talk in general about the excellence or miss marks of each piece. However, we scored in isolation of each other, as we did not want to influence each other's selections and gave the score to the coordinator. Once all the scores were in, the three of us were thrilled with the winner as all agreed that the design and execution were top notch. The small details made this quilt amazing. The self-portrait that won was cheeky, and a great use of the fabric and just absolutely fabulous. You can find it here to see for yourself: <https://www.instagram.com/p/CEMPzhXHCIC/>

As a perk of judging, I was able to select one quilt as my favourite. The one I selected, I picked because the quilting was outstanding – custom quilted, beautifully detailed and such a cheeky design. https://www.instagram.com/p/CEg42_ZHu-b/



“Everything Christmas”

Gifts to purchase and Fabric Kits to make!

October 23-24, 2020

Friday and Saturday 9:00 - 4:00 pm.

At 60 Sparrow Way, Ottawa

Visitors to wear a mask with gloves to be provided.

Cash, Cheque or E-Transfer

www.fransquilting.com

Celtic Wilderness
Fabric Kits

Advent Calendar
Wallhanging
& Fabric Kit

Friendship Star
Quilt

Table Runner
Fabric Kits

Tea Cozies
& Fabric Kits

Microwave Bags
& Fabric Kits

Placemat Sets
Fabric Kits

Notions Table
Wool Pressing mats, Lights
Mini Irons, Needles, etc.

Jumble Table Christmas Tree Ornaments
And Kits

Amish
Wedding Ring
Quilt
Fabric Kits

Millefori
Kaliediscope
Runner
& Fabric Kits

Modern Slant
Quilt & Fabric Kits
Printed Panels

Holly Wreath
Wallhanging
Antique Quilts

Manger Scene
Wallhanging

Pointsettia
Wallhanging

Glad Tidings
Fabric Kits

Riviera Fences
Quilt & Fabric Kits

Chinese Lanterns
Lap Quilt

Hello World!
Baby Fabric Kits

Stars Over Ottawa
Quilt & Fabric Kits

Galaxy Gazing
Quilt & Fabric Kits

Dogs in Sweaters
Fabric Kits

Plus much More ----



2020/2021 Common Thread Quilt Guild Challenge: Living through the Pandemic

OK friends, this challenge is for everyone. The theme is “Living through the pandemic”. I can hear some of you now... “Ug Kirstin – not something else about the pandemic??!” Well, I couldn’t ignore what we are all talking about and how it has changed our lives so significantly this past year. Our work becomes part of our living history, what will people, a 100 years from now, think about the things we make? What I am hoping this brings you is some thoughts about how our lives have changed for the positive. How we had to adjust to eating at home more frequently, dusting off a favourite recipe, finding new hobbies, cherishing long standing hobbies, supporting our local restaurants differently, virtual shop hops and spending time at home but staying connected with new ways. What did the pandemic bring to you, positive or negative?

The challenge will progress monthly and those updates will be in our newsletter and within the Facebook group, everyone will be able to participate. What’s the prize this year? Well, that is being worked out, and I think we all win with working on how to manage scraps. But as a start, and open to everyone – paid members and new friends not yet with the guild - a paid membership to the Common Thread Quilt Guild for 2021-22. Eligibility for this prize will be determined by following along with the prompts and finishing a piece (fully finished) by May.

I will reveal other prizes along the way, and they will only be open to paid members, so members stay tuned. I promise you will get at least 3 weeks’ notice of any prizes so you can catch-up if you fall behind.

Here is our plan for this 10 month scrap challenge:

- ⇒**October:** Organize your scraps! **Check pages 14-15 for these instructions**
- ⇒**November:** Select your pattern/Design your own quilt?
- ⇒**December:** Prep your fabric
- ⇒**January:** Get sewing!
- ⇒**February:** Keep planning, making or sewing...
- ⇒**March:** How to quilt it?
- ⇒**April:** How to bind it? There is more than one way!
- ⇒**May:** Last month to catch up & Take a photo of your finish by May 30
- ⇒**June:** Sharing with the guild and top prize winners!

Piquage
RG
Quilting Services

PiquageRG@gmail.com **819.661.2988**

110 rue Georges, #15, Gatineau (secteur Masson), Qc, J8M 1A2





Tissus • Machines à coudre • Cours • Piquage

www.quiltetcoton.com info@quiltetcoton.com
110, Georges, #15, Gatineau, Qc, J8M 1A2 819. 617.6777



2020/2021 Common Thread Quilt Guild Challenge: Living through the Pandemic - October: Month 1

Month 1 - Organize your scraps!

There are multiple theories on scrap saving and how to get scraps ready for use. Remember leaders and enders? Do you sort by colour? Size? Value? Soooo much information to wade through. Maybe you're like me and you just toss it in a bin in the hopes that it will miraculously sort itself out?

This month, we are going to go through some memories. The bits from my first quilt, the pieces of fabric from an applique project, maybe some a fat quarters for a project that is now orphaned. I am very much looking forward to the nostalgia, and I hope you are too.

First theory up: Sorting by colour

This one is a great way to sort your fabrics if you love colours and have a variety from the full rainbow spectrum. I would suggest: red, orange, yellow, green, blue, indigo, violet, brown, white, black and gray. I have many lots of modern fat quarters, and I find that sorting by the rainbow really helps me see what's missing. BUT this is always personal. What are your favourite colours? If you find that you keep going to the same colours, maybe value or size is a better organization system for you.



Links: <https://quiltersplanner.com/fabric-scraps/>

<https://www.diaryofaquilter.com/2020/01/sorting-saving-and-using-fabric-scraps.html>

.....Continued next page

for your quilting, sewing, knitting
& embroidery needs, it's

Textile Traditions
of Almonte
256-3907

Kelly Church
87 Mill Street
Almonte
Ontario K0A 1A0

Quilty Pleasures

Quilty Pleasures offers
a full range of supplies
and inspiration for the
creative quilter

Shop online at www.quiltypleasures.ca

2211 St-Joseph Boulevard
Orleans, Ontario, K1C 7C5
info@quiltypleasures.ca
613-834-3044
facebook.com/QuiltyOrleans
@Quilty_Pleasures



2020/2021 Common Thread Quilt Guild Challenge:

Living through the Pandemic - Month 1: October

....Continued

Sorting by Size theory

This theory is related to the size of fabric you save and sort. Let's be real with ourselves, what is the smallest size you work with? I know for me – it is 1 inch square. Anything smaller than an inch, goes into the bin or to a friend that uses it for stuffing or smaller scrap quilts. Those that work on mini quilts will probably save up to $\frac{3}{4}$ of an inch – since you lose a $\frac{1}{2}$ inch with seams. Sometimes I get ruthless, and toss anything smaller than 5 inches, and my scrap quilter friends love that! This decision is personal, and anything you pick is A-OK. This is a judgement free zone. Something to consider, do you have a go to pattern for charity or do you love working with jelly rolls? Maybe you should be saving 5 inch or 2.5 inch strips and squares. These are great to have in your stash ready to go – especially if you love precut patterns. You can find tips from these experts and websites:

Bonnie Hunter: <https://quiltville.blogspot.com/2005/06/scrap-users-system.html>

Pat Sloan: <https://blog.patsloan.com/2019/11/fabric-organization-how-to-think-about-scrap.html>

Sorting by Value Theory

If you are a hard core scrap quilter, you know that it isn't always colour that drives the pop in your quilt. It is the value of your fabrics in relation to each other. This can be a difficult theory to understand. Value is what we call light, medium or dark. You can create bins to store the 3 values; and then when you start using them, you can see the quilt evolve.

Value is also determined by relation, if you have Fabric A next to black – fabric A becomes light. But when you put that same fabric A next to white, fabric A becomes dark. One of the experts around value is Josef Albers (not a quilter). Josef studied how the same colour changes when it is adjacent to lighter or darker tones. The picture below shows how the value changes – the middle square is the same across all three.



Josef Albers: If you have a tablet, the app which includes his book <http://www.interactionofcolor.com/>



CQA Member Guild Challenge 2020

To the right is our guild's submission, called:

"My Life's Adventures"

by Dorothy DeRose

All the Challenge quilts will be displayed on Canadian Quilt Association's new website at <https://canadianquilter.com/cqa-quilt-gallery/> starting on October 19th.

Let's win the CQA Member Guild Challenge two years in a row. Please **vote** for Dorothy's quilt during the Online Viewer's Choice between October 19 - 31.



If you are not already part of our guild's Facebook group **Common Threads Quilt Guild (Ottawa)**, you can join by clicking on the link below, then click *Join Group* and answer a few questions:

<https://www.facebook.com/groups/526558034114649/>



THANK YOU to ALL OUR ADVERTISERS!

Remember—you just have to click anywhere on an Ad to be taken directly to their website.

New! Map showing the location of shops advertising in this CTQG newsletter can be found on the last page

Advertising Space

Business Card: \$8 / month (3½" x 2" or 2" x 3½")
 ¼ page: \$16 / month (4⅞" x 3½")
 ½ page: \$30 / month (4⅞" x 7¼" or 8½" x 3½")
 Full page: \$55 / month (8½" x 7¼")

Contact ctqg.newsletter.billing@gmail.com




**Mad About
PATCHWORK**

Fun and fresh modern fabrics to make the best quilts.



Full selection of Kona Cottons at \$10/yard.

Our team would love to help you pick out the best fabrics and notions for your next project. Visit us online or give us a call!



www.madaboutpatchwork.com

2477 Huntley Rd.
Stittsville, ON
613-838-0020



See you for curbside pick-up, or make an appointment to shop in-store.

Taylor Sewing
QUILT SHOP

**October 2020
Fall Shop News**

JOIN THE HOP • LIST OF SHOPS •
Join Our Online
FabShop hop
OCTOBER 1-31, 2020

FabShop Hop
October 1-31st
Find this bunny on our website and click to register.



Facebook LIVE Sale
Oct 28th ~ 7-8pm



Check our website for more information!!

JANOME
Sales and Service
Repairs to all makes & models
7712 Kent Blvd., Brockville
613-342-3153 877-837-6140
www.taylorsewing.com

AURifil

PFAFF
SINGER
MACHINES

Newsletter Quilting Quiz

To enter a draw for a bag of sewing clips, please complete each of the following questions with answers that you will find in this newsletter, then email your answers to Sonia and Catherine, the CTQG Newsletter Editors, at ctgg.newsletter.editor@gmail.com



1. How many shops have advertisements in this October newsletter?
2. What two executive positions are still vacant? And on what page is this info?
3. Who is the speaker for November 2020? And on what page is this info?



Email your answers to Ctgg.newsletter.editor@gmail.com by October 13th. If your answers are correct, *and* you are a current member, then your name will be entered in a draw for a bag of clips. The winner will be contacted by Sonia or Catherine to confirm and arrange delivery of your prize. Note: The winner will be announced in the next newsletter and on our Facebook group's page.

Winner of the Newsletter Quilting Quiz in September was Helene Therrien. Congratulations Helene!!

Remember in order to be eligible for the Newsletter Quilting Quiz draw, you must be a CTQG paid-up member.



Advertiser	Location
A 3 Dogs Quilting	North Gower, ON
B Country Concessions	1 Dufferin, Cookstown
C Fran's Quilts	60 Sparrow Way, Ottawa
D Happy Wife Quilting	280 Timberwood Dr., Carleton Place
E Mad About Patchwork	2477 Huntley Road, Stittsville
F Ottawa Sewing Centre	1390 Clyde Avenue, Ottawa
G Paisley's Quilt Shop	112 John Cavanagh, Carp
H Petit Oiseau Quilting Studio	353 Bedard Ave, Ottawa
I ₁ Piquage RG	110 rue George, #15, Gatineau/Masson
I ₂ Quilt et Coton	110 rue George, #15, Gatineau/Masson
J Quilt Bees	22 Main St. E., VanKleek Hill
K Quilters Barn and Gifts	1087 Concession St., Russell
L Quilty Pleasures	2211 St. Joseph Blvd., Orleans
M Taylor Sewing Quilt Shop	7712 Kent Blvd., Brockville
N Textile Traditions	87 Mill St., Almonte
O The PickleDish	24 Lake Ave West, Carleton Place
P Your Quilts Done	45 Brock Street, New Dundee
Q Watergirl Quilt Co	123 King Street West, Prescott

CTQG Advertisers

