



## November 10<sup>th</sup> Virtual Mtg:

- \* Annual General Meeting
- \* **Keynote Speaker:**  
**Edith Choiniere**
- \* Shop of the Month presentation  
by **Sew Jo's** ([www.sew-jos.ca](http://www.sew-jos.ca))
- \* **Sew & Share** (formerly Bring & Brag)

Guests welcome, \$10 fee  
If interested, contact our Treasurer  
at [ctqg.treasurer@gmail.com](mailto:ctqg.treasurer@gmail.com)

### In this Issue:

- \* President's Message ..... 1
- \* Executive &  
Committee members..... 2
- \* Keynote Speaker..... 2
- \* Sew & Share ..... 2
- \* Membership ..... 3
- \* 2020/21 Program ..... 4
- \* Retreats ..... 5
- \* Sew Days ..... 5
- \* Community Projects ..... 6
- \* Workshops ..... 7-11
- \* Library ..... 12
- \* Newsletter Quilting Quiz . 12
- \* Challenge ..... 13-14
- \* Map of Advertisers ..... 15

If you are a guild member and not receiving  
the newsletter, please let us know at:  
[ctqg.membership@gmail.com](mailto:ctqg.membership@gmail.com) and  
[ctqg.newsletter.editor@gmail.com](mailto:ctqg.newsletter.editor@gmail.com)

## President's Message

Well, we've had two successful zoom guild gatherings, a virtual election and workshop and I am happy to report that participation has been great. It was fabulous having two volunteers step up for the position of Librarian. Thank you Janice N and Judy L. We now hope to find a way to safely give our members access to our books. Our guild, however, still needs a Vice President to carry it into the future.

Sadly, because of new gathering restrictions, we had to cancel our October retreats. Hopefully we can enjoy in-person activities safely in the new year. I attended a zoom meeting of the Interguild Committee this past weekend involving almost 20 guilds. We shared the various ways that we are adapting to help keep our members connected while apart and also passed along information on all of our respective monthly speakers, workshops and activities. This information will help many guilds find ways to keep everyone engaged. We heard that many people are enjoying the virtual guild meetings which are providing opportunities to listen to speakers from far away from the comfort of their homes. Like us, most guilds have continued their community quilt programs with success and are doing challenges and virtual sew days. I hope that you will all find a way to participate in our activities and continue sharing your love of quilting with our membership. I welcome your feedback.

I want to mention that you should not wait until the last minute to reach out if you did not receive your zoom invite to guild night or if you have problems with the zoom application. Unfortunately, requests for last minute assistance can be difficult to successfully resolve. Expect your invite the day before the event and if it's not received check your spam folder and then let me know and I'll try to help. [Ctqg.president@gmail.com](mailto:Ctqg.president@gmail.com)

Stay safe and happy quilting.

Gwenne Pottier





## Executive and Committee Members 2020/2021

President: Gwenne Beck-Pottier

Vice-President: **vacant**

Secretary: Shirley Geiger

Treasurer: Barb Till

Past-President: Vicki Ross

Programme: Kirstin Fearon

Retreats: Paula Patterson & Wendy White

Workshops: Sandra Baynes & Dorothy DeRose

Sew Days: Cathy Sheldrick &  
Shirley MacFadden

Membership: Laura Evans & Carol Nicholson

Quilt Show Coordinator: **vacant**

Challenge: Laura Malo

Community Projects: Carole Maisonneuve &  
Lynn Strban

Library: Janice Namiesnioswki & Judy Loree

Shop of the Month: Denise Stewart &  
Jean Hogan

Fat Quarters Club: *paused this year*

Website: Carole LaForge

Newsletter: Sonia Latchman & Catherine Pope

Newsletter Ads/Billing: Joanne Fox

***Click on position (which is a link) to send an email to the person in this position***

Thank You to outgoing members of the Executive Committee and the many other volunteers that helped support our activities . Your service is much appreciated.

Laurelle Callighan - Past President  
Pauline McNally - Membership  
Paulette Beauchamp - Librarian  
Cathy Gaudet - Quilt Show  
Marliese Kuhn - Programme  
Laura Malo - Programme and Mystery Quilt

WE LOVE  
OUR VOLUNTEERS

## November 10th Keynote Presentation

### Edith Choiniere

Edith Choiniere joins us via Zoom on Tuesday November 10<sup>th</sup> at 7:30pm. She will be presenting:

***My Quilting Journey: my technique and process for designing a project.***



Excellent timing as you look at the guild challenge this month! Designing your challenge quilt.


Edith's website : <https://www.collectioninedith.com/home>

## Bring & Brag/Show & Tell/Sew and Share

Do you miss show and tell? Sew and share? Whatever you call it, I miss seeing your beautiful creations. We are going to try something new this month at the guild meeting.

Please send a well lit photo of your quilt/quilted items that we will then share on the screen. Please be sure to send in your name, the name of the quilt/quilted item and a great picture of the full item and one close-up of the detail, by November 9th (*the day before the guild meeting*).

I will take those photos and create a slide to be shared on zoom. No need to worry about showing up on camera, I will share your photos online and ask you to "unmute" your line to take one minute to share about your item.



Send the details to Kirstin at: [ctgg.programme@gmail.com](mailto:ctgg.programme@gmail.com)



## MEMBERSHIP Desk

Laura Evans & Carol Nicholson

We thank the 180 people who have renewed. If you haven't renewed it is still possible by printing and mailing or emailing your membership form. Payment can be made by cheque or e-transfer.

Online registration form link is [here](#).  
Paper registration form link is [here](#).

Laura and Carol



*Frances O'Neill*  
Quilter

Fran's Quilting Services

Due to COVID-19 no Workshops & Private Instructions  
Curbside pickup for Patterns & Fabric Kits

BY APPOINTMENT ONLY

60 Sparrow Way  
Ottawa, Ontario  
CANADA K1V 9H5

Tel: (613) 733-7865  
E-mail: [franquilts@rogers.com](mailto:franquilts@rogers.com)  
Website: [www.fransquilting.com](http://www.fransquilting.com)



*Mad About*  
PATCHWORK

Fun and fresh  
modern fabrics to  
make the best quilts.



Full selection of Kona  
Cottons at \$10/yard.



Our team would love  
to help you pick out  
the best fabrics and  
notions for your next  
project. Visit us online  
or give us a call!

[www.madaboutpatchwork.com](http://www.madaboutpatchwork.com)

2477 Huntley Rd.  
Stittsville, ON  
613-838-0020



See you for curbside pick-up,  
or make an appointment to  
shop in-store.

## Book and Magazine Sale!!!

### The Common Thread Quilt Guild's Annual Book Sale

will be held

October 31<sup>st</sup> and November 1<sup>st</sup>

2h00-4h00

at

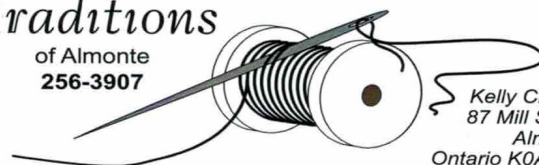
28 Highburn Cres  
Blackburn Hamlet

- \* if you have quilting related items to donate to the guild, please drop them off at the above address prior to sale start.
- \* if you have quilting friends who are non-Guild members, please invite them along on Sunday
- \* Please remember your mask. Sanitizer on site

for your quilting, sewing, knitting  
& embroidery needs, it's

*Textile  
Traditions*

of Almonte  
256-3907



Kelly Church  
87 Mill Street  
Almonte  
Ontario K0A 1A0



## Speaker & Program CTQG outline for 2020-2021

I'm pleased to share with you that our programming is lining up to be a stellar for the guild this year! I know many of you will miss the face to face interactions, but I am very excited for this year's line up of speakers. Your membership dues brings you some amazing talent from Canada & the US. (Where you see TBC, I am just waiting on signed contracts, but we have dates)



Remember we host our meetings the second Tuesday of every month and here is what we have coming our way for our next 5 virtual meetings. And more to come!!

**November** brings Edith Choiniere from Quebec. Edith is a designer and creator and she will be sharing her Quilting Journey, her technique and process for designing a project. <https://www.collectioninedith.com/>

**December** Stay Tuned!

**January** brings Mary Fons to Ottawa – virtually of course. If you have ever been to a lecture of Mary's or creeped on Facebook or blog, you know she is an enthusiastic quilt nerd. She will be sharing Mary Fons Trunk Show: Extreme Home edition. <https://www.maryfons.com/>

**February** has another great Canadian quilter – Karen Brown of *Just Get it Done* quilts. Karen will help us all embrace the type of quilter we want to be – and Be the Best Quilter you can Be. <https://www.justgetitdonequilts.com/>

**March** (TBC) brings us Krista Hennebury aka *poppyprint*. Krista will be sharing her Search for signature style. You can find her at <https://poppyprintcreates.blogspot.com/>

**April** (TBC) has Kathy Wylie join us to share The Time of Our Lives. You can find her at <https://kathykwylie.com/>

May & June are still to be worked out.

The unfortunate news is that Jacquie has had to postpone her lecture, stay tuned for a rescheduled date. (Postponed) will be an **exclusive to our members!** Jacquie Gering will be joining us from Kansas (virtually of course). Jacquie is well known amongst the modern quilters as one of the founders of the Modern Quilt Guild. She will share her talk on Finding her Voice. <https://www.jacquiegering.com/>

Kirstin Fearon





## GUILD IN-TOWN RETREATS

Paula Patterson & Wendy White

With a little luck (or a lot, depending) we will be able to get together again for retreats in the new year.

**January 22-24, 2021 or January 29-31, 2021**

(choose only one) – registration now open

**April 22-25, 2021 or April 30-May 2, 2021**

(choose only one) – registration opens February 1, 2021

**How to Register:** By email:

[ctgg.retreats@gmail.com](mailto:ctgg.retreats@gmail.com)

**You will receive a confirmation email response to confirm your registration or addition to the waiting list.**

**Location:** Notre-Dame des- Champs Community Centre, 3659 Navan Road, Navan, K4B 1H9.

**Hours:** Friday 10:00—9:00 pm; Saturday 9:00—9:00 pm; and Sunday 9:00—4:00 pm.

**Cost—includes meals:** \$80 for guild members, \$95 for non-members (if space available).

We ask for some participants to help with cooking and baking, ingredients will be reimbursed and a small honorarium will be paid for your time.

All participants are asked to help with set-up and take down as well as to help with one meal serving or clean-up. A list will be available at the retreat for signing up for meal prep or clean-up.

If space allows Guild members may be able to sign up for a second retreat 1 week prior to retreat dates, please send email to: [ctgg.retreats@gmail.com](mailto:ctgg.retreats@gmail.com) to check availability.

## VIRTUAL SEW DAYS

Cathy Sheldrick & Shirley MacFadden

What ? A monthly Saturday Sew Day

When ? 9:30 - 5pm — the second Saturday of the Month beginning in November. Mark your calendars and Register now!

- Sign into a Zoom meeting 9:30 to say hello
- Sew from 9:45 to 12:00 and then sign back into Zoom and eat lunch together
- Sew from 12:30 to 4:00
- At 4:00 grab a cuppa and sign back into Zoom and finish the day chatting with friends

Where ? **Your Sewing Room**

How ? **Send an email to the following address**

[ctgg.sewdays@gmail.com](mailto:ctgg.sewdays@gmail.com) and you will be sent a Zoom meeting invite

Why ? Sewing at home is good, sewing with friends is even better!!! Cathy Sheldrick and Shirley MacFadden are your Sew Day Hosts

**Sew Day dates** - Contact us at [ctgg.sewdays@gmail.com](mailto:ctgg.sewdays@gmail.com)

- Saturday November 14, 2020
- Saturday December 12, 2020
- Saturday January 9, 2021
- Saturday February 8, 2021
- Saturday March 14, 2021



**Ottawa  
Sewing Centre**

Sales & Service of Baby Lock, Brother, and Elna sewing machines, and Q'nique longarm quilting machines

**613-695-1386**

**[www.ottawasewing.com](http://www.ottawasewing.com)**

1390 Clyde Ave, #107, Ottawa, ON K2G 3H9

*Your Authorized Dealer for:*





## COMMUNITY PROJECTS

### Carole Maisonneuve & Lynn Strban

Hi Everyone! As winter will be settling upon us in a month or two (hopefully the latter), this will be our last "drop off/pick up" until next spring.

As mentioned at the virtual CTQG guild meeting, Community Projects is offering a "Quilt / Cuddle Quilt Drop Off Day" on **November 12th, between 11:00 a.m. - 3:00 p.m.**

Don't forget that "cuddle quilt backing, batting and labels, will also be available. As well, there will be kits available for you to take and make! The kits are "tops only" or "the whole kits". Quilt kits range from small to twin size.

Please remember that cuddle quilts must be washed. This is a requirement of The Ottawa General Hospital.

The address for quilt drop off is: 1988 Orchardview Avenue, Orleans, K4A 3B8. We hope to see you then!

Carole & Lynn

Do you want to advertise in the CTQG newsletter?  
**Pease contact Joanne at**  
[ctqg.newsletter.billing@gmail.com](mailto:ctqg.newsletter.billing@gmail.com)

*Taylor Sewing*  
 QUILT SHOP

**November 2020**  
**Fall Shop News**

**Facebook LIVE Show & Sale**  
**November 25<sup>th</sup> 7-8pm**



**ON SALE & IN STOCK ARROW HYDRAULIC SEWING CHAIR & JANOME MC9450QC**

**JANOME**

Sales and Service  
 Repairs to all makes & models  
 7712 Kent Blvd., Brockville  
 613-342-3153 877-837-6140  
[www.taylorsewing.com](http://www.taylorsewing.com)

**PFAFF**



**LES ATELIERS** **QUILT & COTON**

Tissus • Machines à coudre • Cours • Piquage

[www.quiltetcoton.com](http://www.quiltetcoton.com) [info@quiltetcoton.com](mailto:info@quiltetcoton.com)  
 110, Georges, #15, Gatineau, Qc, J8M 1A2 819.617.6777

**Pauline Clarke** 613-866-2992  
 Computerized Long Arm Quilting  
 Quilt Restoration  
 Canada's Initial Glide Thread Distributor

*3dogs quilting*

email: [pauline@3dogsquilting.ca](mailto:pauline@3dogsquilting.ca) [www.3dogsquilting.ca](http://www.3dogsquilting.ca)

**Piquage RG**  
 Quilting Services

[PiquageRG@gmail.com](mailto:PiquageRG@gmail.com) **819.661.2988**  
 110 rue Georges, #15, Gatineau (secteur Masson), Qc, J8M 1A2

*Petit Oiseau Quilting Studio*

**Therese Larose**  
 Longarm quilter  
[thereselarose62@gmail.com](mailto:thereselarose62@gmail.com)  
 613-749-1800 | 613-325-9155  
 by appointment





## WORKSHOPS

Sandra Baynes & Dorothy DeRose

With all the continued uncertainties with COVID-19, your Workshops team has made the decision to postpone all in-person workshops until further notice. We have however been hard at work looking for on-line workshops for your enjoyment.

Please check the Common Thread Quilt Guild website and Facebook page frequently for any updates and changes to the Workshops line-up.

Please let us know if you have any suggestions of workshops you would like to see us offer, or quilters you would like us to feature.

### Registration:

-You can register for any workshop by sending an email to [ctgg.workshops@gmail.com](mailto:ctgg.workshops@gmail.com)

-You will receive a confirmation email in return and instructions on how to pay for the workshop.

Remember, your place is not guaranteed until you have paid. Any further instructions will be sent in time for the workshop.

Our next workshop will be on Saturday November 7th. There are still a few places available in this workshop, however, sign up is required by November 2nd in order for you to get organized in time for the workshop.

## Virtual Workshop—Foundation Paper Piecing with Freezer Paper

### November 7, 2020

If you don't like paper piecing this method could very well change your mind! No papers to rip out and very precise seams make this a skill worth learning.

Leanne kicks off this workshop by demonstrating how to create the first few blocks. Then, step by step, you can sew-a-long virtually with her. You should be able to complete a few blocks during the 2 hour workshop and then continue on to make a mini 27"x27", a 54"x54", or 72"x72" quilt. Dig in to your stash and join us to grow your foundation paper piecing skills.

**Instructor:** Leanne Parsons (Newfoundland)

**Location:** Zoom (Virtual)

**Time:** 10:00 to 12:00

**Date:** Saturday November 7, 2020

**Cost:** One 2 hour workshop: \$40.00 members \$50.00 non-members.

♦ Pattern "Burst" included in this price.

**Skill level:** Confident beginner to intermediate quilter looking to learn a new technique.

**Maximum number :** 25 participants

**Notes:** Quilt uses scraps. You can purchase freezer paper from Watergirl Quilt Co or use your own. Paper can be sold in individual sheets (50 cents each). This freezer paper is reusable. There will be some homework prior to the class (fabric cut and ready).

**Register:** On-line by sending an email to [ctgg.workshops@gmail.com](mailto:ctgg.workshops@gmail.com) . spaces are available.






## WORKSHOPS Continued

Sandra Baynes & Dorothy DeRose

We have offered walking foot quilting before but, for those who have taken the class, this will give you a chance to continue to expand your skills. And for those who have not taken a walking foot quilting class, this is your chance. We have a date, we just have to finalize which workshop it will be. If you contact us we will let you know what is decided. Check the website and Facebook page for more information.

### Virtual Workshop with Melissa Marginet—December 5th

Are you interested in following along with Melissa Marginet on December 5, 2020 to do some quilting with your walking foot? Let us know by sending an email to [ctgg.workshops@gmail.com](mailto:ctgg.workshops@gmail.com) by **November 8th** so we can finalize everything with Melissa. Do you want to practise on small quilt sandwiches, or would you like to quilt a simple pixel quilt set by Melissa and sew along with her, or would you be happy planning on paper? Have a look under 'my classes' at <http://melissamarginet.ca/> and choose between **Modern Quilting with your Walking Foot**, **Planning your Walking Foot Quilting** or **Custom Edge to Edge Walking Foot Quilting**. Let us know what you would prefer and we can arrange the workshop that receives the most interest.



- ◆ **Instructor:** Melissa Marginet (Manitoba)
- ◆ **Location:** Zoom (Virtual)
- ◆ **Time:** 6 hours, probably 10:00 to 4:00
- ◆ **Date:** Saturday December 5, 2020
- ◆ **Cost:** \$40.00 members \$50.00 non-members
- ◆ **Skill level:** Anyone looking to learn a new technique.
- ◆ **Minimum number:** 11 participants
- ◆ **Maximum number :** 25 participants
- ◆ **Notes:** Depending on the class chosen you could be required to prepare small quilt sandwiches, to make a pixel quilt as specified by Melissa and/or purchase Melissa's book "Edge-to-Edge Walking Foot Quilting Designs"





## WORKSHOPS Continued

Sandra Baynes & Dorothy DeRose

Do you know Jennie Rayment from Hampshire, England? She is the queen of fabric manipulation, nipping and tucking fabric to create interesting textured pieces.

### Virtual Workshop – Texture into Sudoku

Nine ingenious ways to create surface texture and manipulated magic. Create all nine ideas in class and combine to create an amazingly marvellously nipped, tucked, twiddled and fiddled panel with a little added extra embellishment.

These designs can be made from one colour or use a variety of shades. Batiks/plain coloured/hand-dyed cotton, silk or other natural fabrics with no obvious right/wrong side are a good choice of material.

**Instructor:** Jennie Rayment (England)

**Location:** Zoom (Virtual)

**Time:** 9:30 to 4:00, with a 30 minute lunch break

**Date:** Saturday January 16, 2021

**Cost:** \$50 for members, \$60 for non-members

**Skill level:** Anyone looking to learn a new technique.

**Minimum number:** 16 participants

**Maximum number :** 25 participants

**Notes:** Preparation and cutting of fabric will be required before the class

**Register:** On-line, by sending an email to [ctgg.workshops@gmail.com](mailto:ctgg.workshops@gmail.com) . Spaces are available.





**Quilty Pleasures offers a full range of supplies and inspiration for the creative quilter**

**Shop online at [www.quiltypleasures.ca](http://www.quiltypleasures.ca)!**

2211 St-Joseph Boulevard  
Orleans, Ontario, K1C 7C5  
[info@quiltypleasures.ca](mailto:info@quiltypleasures.ca)  
613-834-3044  
[facebook.com/QuiltyOrleans](https://www.facebook.com/QuiltyOrleans)  
[@Quilty\\_Pleasures](https://www.instagram.com/Quilty_Pleasures)





**Beth Ruiter**  
OWNER | PROPRIÉTAIRE

1087 CONCESSION ST., UNIT 102  
RUSSELL, ON, K4R 1C7

613-496-2276  
[QUILTERSBARNANDGIFTS@GMAIL.COM](mailto:QUILTERSBARNANDGIFTS@GMAIL.COM)  
[/QUILTERSBARNANDGIFTS](https://www.facebook.com/QUILTERSBARNANDGIFTS)



## WORKSHOPS Continued

Sandra Baynes & Dorothy DeRose

When we are in the depths of winter and you can't get to the ocean, how about making your own Zen Ocean Waves? Join us for this two day workshop to make this soothing quilt!

### Virtual Workshop – Zen Ocean Waves - Saturday February 6 & Sunday February 7, 2021

This is such a fun and easy intro to curved piecing! If you've never tried it, this is the class for you. An easy morning of cutting and prepping your fabric will be followed by an afternoon of 4-patch piecing and then you will tackle those giant curves. On day two, the strippy improv takes place and you begin to assemble the quilt top. You will leave this class with all the tools in your belt to finish the quilt PLUS you'll have the pattern to follow. Quilt Size: 60" x 70"

**Instructor:** Brandy Maslowski (British Columbia)

**Location:** Zoom (Virtual)

**Time:** Six hours each day plus breaks

**Date:** Saturday February 6 and Sunday February 7, 2021

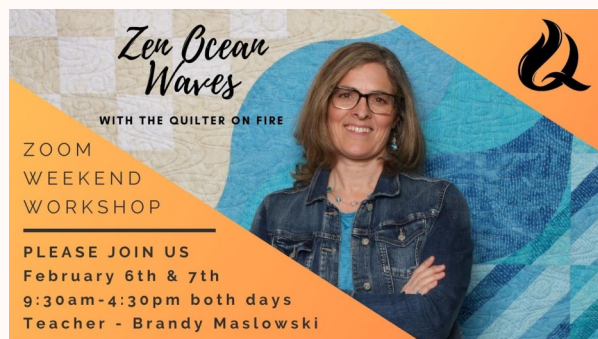
**Cost:** \$70 for members, \$85 for non-members

**Skill level:** Confident beginner to Intermediate quilter

**Minimum number:** 16 participants

**Maximum number :** 24 participants

**Register:** On-line, by sending an email to [ctgg.workshops@gmail.com](mailto:ctgg.workshops@gmail.com).  
Spaces are available.







## WORKSHOPS Continued

Sandra Baynes & Dorothy DeRose

Ever tried speed dating? How about something quick and bold to brighten a March day?

### Virtual workshop – Speed Date with Improv—March 27, 2021

Think of this class as speed dating with improvisational piecing techniques that include curves and free-cutting. It will be fast-paced and a lot of fun: several techniques are introduced and demonstrated one after the other with very little time to second guess, stress or obsess over perfection. Every student will end up with a unique, original improv sampler quilt! The focus here is to explore line, shape and happenstance in abstract design, so keep things simply graphic by using solid-coloured fabrics in black, white and one pop of colour. In the afternoon, Krista will share design wall tips to jigsaw the improv elements together, seeking balance and creative design opportunities. *Some pre-cutting is required.*

This Zoom class combines pre-recorded technique videos with live instruction/support from Krista throughout the class.

**Instructor:** Krista Hennebury (British Columbia)

**Location:** Zoom (Virtual)

**Time:** 10:00 to 4:30 with a 30 minute off-line lunch break

**Date:** Saturday March 27, 2021

**Cost:** \$50.00 for members, \$60.00 for non-members

**Skill level:** Confident beginner to intermediate quilter looking to learn a new technique.

**Maximum number :** 20 participants

**Notes:** There will be some homework prior to the class including preparation and cutting of fabric. Fabric required: 1/2 yard black, 1/2 yard white, Fat Quarter of one colour (all solids or reads-as-solids).

**Quilt Size:** without borders, approximately 20" x 20".

**Register:** On-line, by sending an email to [ctqg.workshops@gmail.com](mailto:ctqg.workshops@gmail.com).  
Spaces are available but they will go quickly so don't delay!



Quilt Bees

22 Main Street East  
PO Box 639  
Vankleek Hill, Ontario  
K0B 1R0  
613-307-1222  
[laura@quiltbees.ca](mailto:laura@quiltbees.ca)  
[www.quiltbees.ca](http://www.quiltbees.ca)



Please call ahead for Store hours

Happy Wife  
QUILTING

[www.happywifequilting.ca](http://www.happywifequilting.ca)  
OPEN BY APPOINTMENT  
[jen@happywifequilting.ca](mailto:jen@happywifequilting.ca)  
613-257-9023

280 Timberwood Drive, Carleton Place





## LIBRARY UPDATE


We now have librarians!

Welcome and thank you for volunteering Janice Namiesnioski & Judy Loree!



Watch this space, the website and our Facebook group for further updates.

Also, check out our annual book sale! Info on page 3 of this newsletter.



*Your Quilts Done*  
LONGARM QUILTING SERVICE

***Your best work deserves a great finish!***

Custom and Edge to Edge quilting

30% off your first quilt

Free return shipping in Canada

Quick turnaround times

Local sunroom drop-off/pick up available

**519-741-4882**

[www.yourquiltsdone.com](http://www.yourquiltsdone.com)

45 Bock Street, New Dundee, ON



**Watergirl  
Quilt Co.**

**12 Days of Christmas!**

**November 17<sup>th</sup> to November 28<sup>th</sup>  
In-store & Online**

**Daily Deals, Complementary Gift Wrapping,  
Gift Registry**

**Let us Serve You on Your  
Creative Journey!**

[www.watergirlquiltco.com](http://www.watergirlquiltco.com)

**Follow us on Facebook & Instagram**

**123 King St. West, Prescott, ON**


## Newsletter Quilting Quiz

To enter a draw for a bag of sewing clips, please complete each of the following questions with answers that you will find in this newsletter, then email your answers to Sonia and Catherine, the CTQG Newsletter Editors, at [ctqg.newsletter.editor@gmail.com](mailto:ctqg.newsletter.editor@gmail.com)



1. Who are the new librarians? And what 3 pages can this info be found?
2. How do guild members sign up for a 2nd retreat if space allows? And what page is this found?
3. When is "Quilt/Cuddle Quilt drop off day" - date and time? And what page is this found?
4. What is the next workshop title and the date? And what is the signup deadline?

Email your answers to [Ctqg.newsletter.editor@gmail.com](mailto:Ctqg.newsletter.editor@gmail.com) by November 13<sup>th</sup>. If your answers are correct, and you are a current member, then your name will be entered in a draw for a bag of clips. The winner will be contacted by Sonia or Catherine to confirm and arrange delivery of your prize. The winner will be announced in the next newsletter and on our Facebook group's page.



**Winner of the Newsletter Quilting Quiz  
in October was Linda Hatton.  
Congratulations Linda!!**

DROP BY THE STORE,  
OR GIVE US A CALL.  
WE'LL HELP YOU  
FIND WHAT YOU'RE  
LOOKING FOR!



**COUNTRY  
CONCESSIONS**  
*Quilt Shop*

YOUR TRUSTED  
PFAFF DEALER

**PFAFF**  
Perfection starts here.™

1 Dufferin Street, Cookstown, Ontario L0L 1L0  
705-458-4546 | [info@countryconcessions.com](mailto:info@countryconcessions.com)  
[WWW.COUNTRYCONCESSIONS.COM](http://WWW.COUNTRYCONCESSIONS.COM)



## 2020/2021 Common Thread Quilt Guild Challenge: Living through the Pandemic

### November / Month 2: Pick a Pattern or Design your Own

**Welcome to month 2, let's take some time to pick a pattern or design your own.**

Ok, let's remember our theme – Living through the pandemic and you've just spent some time sorting your scraps. I don't know about you but I found some treasures in the pile. But also scraps the size of fat quarters. What was I thinking?! Now – if you don't have a lot of scraps, now is your time to figure out if you want select a fabric line, use a precut or select some fat quarters and background fabric. Lots of options, but let's talk about pattern or designing your own quilt.

Scrap quilts are a long standing tradition in quilting. Can it be that we want to use every little bit of that expensive fabric? YES! Can it be that we want to use quality clothing that can no longer be mended? Or maybe you want to weave in love from previous quilts and create your own memory quilt. There are many examples of scrap quilts and I have included some links to scrap quilts, you can find many more on Pinterest or simply googling Scrap quilts and looking at images:

- Bonnie Hunter – so much scrap inspiration. <https://quiltville.blogspot.com/p/addicted-to-scraps.html>. Look at the Unity Quilt as this was Bonnie's way of us working together as we all started isolating at home, maybe this is how you would like to commemorate the pandemic. <https://quiltville.blogspot.com/p/unity-quilt-along.html>
- Free pattern link: <https://suzyquilts.com/free-scrap-quilt-patterns/>
- Missouri Star Quilt YouTube: <https://www.youtube.com/channel/UCWnhR7raxVFDHmDXqClzuAw>
- Pinterest CQA pages: <https://www.pinterest.ca/cqaacc/?eq=canadian%20quilters%20associatio&etslf=21011>

#### **Now who wants to try designing their own quilt?**

I recommend a couple of things to keep handy: graph paper, pencil, quality eraser, coloured pencils & a calculator. When I start thinking about my next project, I dig out the graph paper and start working out my grid. If I am going to make a 6 inch block – I will count out 6 squares each way to make sure I have lots of room to draw out the block. Each square is 1 inch finished. That starts my base and then I draw out the block I want to make – if something hits me then I write out different thoughts on the page. Once I have identified the block – I will then draw out the quilt. Once I am satisfied on design – I dig out the coloured pencils and start colouring.

.....Continued next page

#### **Overview of our 10 month scrap challenge**

- |   |   |  |
|---|---|--|
| ⇒ <b>October:</b> Organize your scraps!                       | ⇒ <b>February:</b> Keep planning, making or sewing...       | ⇒ <b>May:</b> Last month to catch up & Take a photo of your finish by May 30 |
| ⇒ <b>November:</b> Select your pattern/Design your own quilt? | ⇒ <b>March:</b> How to quilt it?                            | ⇒ <b>June:</b> Sharing with the guild and top prize winners!                 |
| ⇒ <b>December:</b> Prep your fabric                           | ⇒ <b>April:</b> How to bind it? There is more than one way! |  |
| ⇒ <b>January:</b> Get sewing!                                 |   |  |



## 2020/2021 Common Thread Quilt Guild Challenge: Living through the Pandemic - Month 1: October

....Continued

***There are a couple of ways to ease into designing your own work.***

**Option one:** You can pick your favourite block or multiple blocks and make a sampler. You will have to do some quilting math, and don't forget to add a ½ inch to finished block sizes so you don't struggle too much with the challenge. You have choices in the finished sizing of sashing and borders. I am sure you have some books in your library, Pat Sloan's Spendid Sampler or 501 Quilt Blocks: A treasury of patterns of patchwork and applique. Or take a look online: <https://www.generations-quilt-patterns.com/12-inch-quilt-block-patterns.html>

**Option two:** Design by dice - Get yourself a die (as in dice) and choose 6 block designs you love. And then choose 6 colours that you want to use (get those scraps out!). Leave your choices up to the random roll of the die. Take a look at the Ottawa Modern quilt guild's presidents challenge for some tips and other links. <http://ottawamodernquiltguild.blogspot.com/p/presidents-challenge-2020-2021.html>

**Option three:** Quilt Design a day or QDAD. This year they have a prompt where you select a photo and use that photo as inspiration for your design and you also use the palette to choose your colours. You can find the group on Facebook: <https://www.facebook.com/groups/1382986385304572/>

**Option four:** Be bold, shake off the rules and try some improvisational piecing. Take two pieces of fabric – sew them together, cut and grab a third piece of fabric – add it on. You can find inspiration from Gwen Marston or Sherri Lynn Wood or Krista Hennebury.

<https://curatedquilts.com/blogs/news/remembering-gwen-marston>

<https://sherrilynnwood.com/>

<http://poppyprintcreates.blogspot.com/>

**Option five:** The art quilt – I don't have as much knowledge about art quilts, but just like everything else – jump in! I have found the mosaic work of Timna Tarr to be very inspiring and accessible to making an art quilt using scraps.

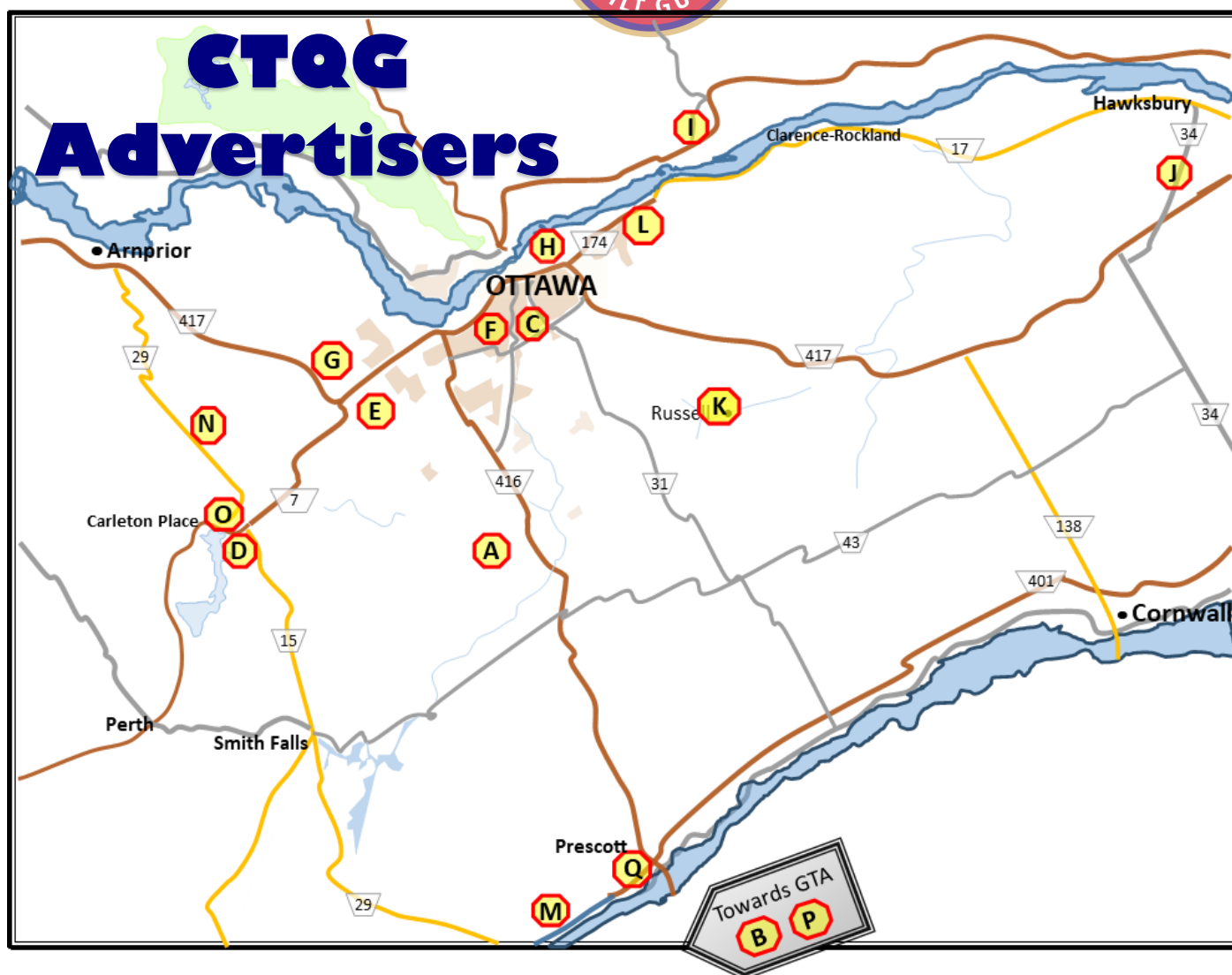
<http://www.timnatarr.com/gallery>

**Prize!!**

Send in a picture of your sorted scraps that you did in October to [ctgg.challenge@gmail.com](mailto:ctgg.challenge@gmail.com) by November 9<sup>th</sup> (the day before the guild meeting) and you will be eligible for a Kona Jungle fat quarter. The winner will be a randomly selected name from those that submit a photo.

photo.





Advertiser	Location	
A <a href="#">3 Dogs Quilting</a>	North Gower, ON	613-866-2992
B <a href="#">Country Concessions</a>	1 Dufferin, Cookstown	705-458-4546
C <a href="#">Fran's Quilts</a>	60 Sparrow Way, Ottawa	613-733-7865
D <a href="#">Happy Wife Quilting</a>	280 Timberwood Dr., Carleton Place	613-257-9023
E <a href="#">Mad About Patchwork</a>	2477 Huntley Road, Stittsville	613-838-0020
F <a href="#">Ottawa Sewing Centre</a>	1390 Clyde Avenue, Ottawa	613-695-1386
G <a href="#">Paisley's Quilt Shop</a>	112 John Cavanagh, Carp	613-203-9011
H <a href="#">Petit Oiseau Quilting Studio</a>	353 Bedard Ave, Ottawa	613-325-9155
I <sub>1</sub> <a href="#">Piquage RG</a>	110 rue George, #15, Gatineau/Masson	819-661-2988
I <sub>2</sub> <a href="#">Quilt et Coton</a>	110 rue George, #15, Gatineau/Masson	819-617-6777
J <a href="#">Quilt Bees</a>	22 Main St. E., VanKleeck Hill	613-307-1222
K <a href="#">Quilters Barn and Gifts</a>	1087 Concession St., Russell	613-496-2276
L <a href="#">Quilty Pleasures</a>	2211 St. Joseph Blvd., Orleans	613-834-3044
M <a href="#">Taylor Sewing Quilt Shop</a>	7712 Kent Blvd., Brockville	613-342-3153
N <a href="#">Textile Traditions</a>	87 Mill St., Almonte	613-256-3907
O <a href="#">The PickleDish</a>	24 Lake Ave West, Carleton Place	613-212-8770
P <a href="#">Your Quilts Done</a>	45 Brock Street, New Dundee	519-741-4882
Q <a href="#">Watergirl Quilt Co</a>	123 King Street West, Prescott	343-260-9227