



MARCH



Next Meeting:

Tuesday March 10th, 2020

7:30-9:15 pm, Doors open 6:30pm

Guests Welcome! (\$5 admission)

Programme: **Linda Palaisy**

Shop of the Month: **3 Dogs Quilting,
North Gower**

Fat Quarter: **Neutral**

Remember to bring:

- ♦ Your membership card & **name tag**
- ♦ Items you borrowed from library
- ♦ \$\$ for the draws and shopping
- ♦ Your completed quilt(s) for *Bring & Brag* and/or Community Quilt donations

DON'T FORGET TO SIGN IN AT THE MEMBERSHIP DESK AND GET YOUR NAME REGISTERED FOR THE DOOR PRIZE!

Plus, it is important for fire regulations that we know how many people we have in the building.

Inside this Issue

President's Message	2
Program	3
Challenges	4&5
Workshops	6
Sew Days	7
Library	8
Retreats	9
Bits and Pieces	10
Community Projects	11
Season Program (<i>remaining</i>)	12
Executive &	
Committee Members	14
CTQG Quilt Show	15-20

THANK YOU to OUR ADVERTISERS!

Remember—you just have to click anywhere on an Ad to be taken directly to their website.

Thank you [Quilty Pleasures](#) for your ongoing Fat Quarter donations



Vice President's Name Tag Draw

Prizes!!

I want to get to know you and to encourage everyone to get to know each other while we share our love of quilting. This September I introduced the name tag draw. We will pick a name from all the regular members in attendance and the prize will be \$10. The prize money will accumulate each month until it is won!

So get to work and make a name tag or order a guild one from our membership team and let's get to know each other.

Gwenne Pottier, Vice President

Suggestion Box



Members, we want to hear your comments, concerns, recommendations and questions regarding the running of our club. Do you want to recommend a speaker or a course? ... we would love to know.

A suggestion box will be placed at the back of the room for your input. Provide your name or remain anonymous, we appreciate your input.



PRESIDENT'S MESSAGE

VICKI ROSS

Already March! How time flies!

With flying time, the biennial Quilt show preparations are now in high production. Please read Cathy's lowdown concerning our Quilt show a little later in the Newsletter.

I would like to highlight three things concerning the upcoming quilt show.

This year, for the first time, we are going to have an apprentice appraiser on site. If you wish, for a nominal fee of \$10.00, you can have your quilt appraised. What a deal! This appraisal will be private to you, no one else will know. You will learn about things that you are doing well, and well as areas that you can improve on and why. All in all, its a positive overall critique.

Again, this show, we will have a Sewers Boutique. The Boutique is a place that you can sell your sewing items. All the money of items sold goes directly back to you. The only thing that we ask is for you to man the Boutique one or more shifts if you are submitting items, or if you would just like to volunteer your time.

The last thing that I want to empathize is the need for volunteers. The Show could not go on (as they say) without help in all areas, from admission to security. There will be a table set up at our meeting for sign up for positions. Please give your time generously.

Finally, I want to thank our Quilt Committee, for their time committed in the past year and in the months to come, as they are still continuing to prepare for this wonderful event. They are certainly a hard-working bunch!

Vicki Ross



Happy Wife
Quilting

Online Shop
Longarm Quilting
Quilt Classes

www.happywifequilting.ca
Also Open by Appointment

280 Timberwood Drive, Carleton Place
(613) 267-9023 jen@happywifequilting.ca

Pauline Clarke
Computerized Long Arm Quilting
Quilt Restoration
Canada's Initial Glide Thread Distributor

613-866-2992

3dogs quilting

email: pauline@3dogsquilting.ca www.3dogsquilting.ca



VILLAGE
QUILT
SHOPPE

9 Main St. South,
Maxville, ON
613-527-1252
applehillquilting.com
villagequiltshoppe.ca

Home of *Apple Hill*
QUILTING AND DESIGNS
Fun, Creative Contemporary Quilting — Monique Wilson




PROGRAMME

Laura Malo & Marliese Kuhn

March Speaker - Linda Palaisy

Linda Palaisy started sewing on a treadle sewing machine at age 4, sewed all my clothes by age 12, won many prizes at our local Fall Farm Fair and started quilting by the early 70's as a young mother.

In 1979 I stumbled across a book that described how to do "Freemotion Machine Embroidery". That set my brain whirling, I had to learn how to do that, colour fabric pictures with your sewing machine. Wow! This led to very unique



clothes and gifts. My sister, Jo-Ann Raven, knew what I was doing and when she opened Yarn Forward & Sew-On in the late 90's, she asked me to teach. Another new and exciting path in my life. To help get recognition as a Free Motion Machine Embroidery artist I entered several International competitions, took several of the top prizes and since then I continue to teach, and have several lines of hand dyed fabrics and thread for sale.

I have always enjoyed the challenge of making something from almost nothing and this has led me to develop several techniques that turns tiny scraps and crumbs into yardage.



STASH SALE CANCELLED

DUE TO LACK OF PARTICIPATION

#####

Those of you who reserved a table at the February meeting will be refunded your money at the March meeting. Thank you.



The Common Thread Quilt Guild Presents the 2019/2020 Guild Challenge Quilt

A QUILTY "ROAD TRIP" ADVENTURE

Original Design by Laura Malo




MARCH

We are almost done. It is now time to put all those fabulous blocks together into a finished medallion quilt.


[The instructions for assembling the rounds](#) are posted on the website under "Guild Activities" for March.

I hope you are enjoying this challenge and if you have any questions, or need assistance, please contact me at ctgg.programme@gmail.com.


LOW ROAD



YOUR OWN ROAD



HIGH ROAD





Member Guild Challenge 2020



Canada, June 18-20, 2020

MEMBER GUILD CHALLENGE – “Gateway to Adventure”

Calling all member guilds! Here is the news about the exciting challenge for next year. CQA/ACC wants to share everyone’s sense of adventure as *Quilt Canada* travels north to Edmonton, AB! Join in the fun with your guild – your quilt could end up at *Quilt Canada 2020!*

Your challenge quilt must be brought to the April guild meeting and the membership will vote on the winning quilt to go to Quilt Canada in June.

“Jungle” (green) fat quarters are still available for anyone interested in participating in this challenge. For all the details about the challenge, please click:

<https://canadianquilter.com/member-guild-challenge-2020/>

**Mad About
PATCHWORK**

**MODERN
FRESH
FABRIC**

STUDIO & WORKSHOP

\$10/YARD

The best prices on Kona cotton across Canada.

**LEARN NEW
SKILLS**

Fun and challenging classes for all levels.

\$8 SHIPPING

Anywhere in Canada.

WE'RE OPEN UNTIL 6PM ON TUES/WED/FRI, AND 8PM ON THURSDAY NIGHTS!

2477 Huntley Road | Stittsville, ON | 613-838-0020

www.madaboutpatchwork.com



2019/2020 WORKSHOPS

Carol Nicholson & Sandra Baynes

Recently we had the Surviving January workshop. The group had a lot of fun at this one day session in Navan. We have three more workshops available to our guild members (and non members) before the end of the year. Why don't you think about joining us?

Workshop Name – Patchwork Illusions – Saturday March 7

In this one day workshop, Paul will share his tips and teach you how to take a traditional quilt block design to create a 3D illusion patchwork cube using colours as shown here. The amazing layouts produced can lead to the creation of striking illusion quilts.

Instructor: Paul Leger

Location: Centre Notre-Dame-des-Champs Recreation Centre, 3659 Navan Road.

Time: 9:00 am to 4:00 pm (Doors open at 9:00am)


Cost: 1 day: \$70.00 members \$80.00 non-members. **Kit:** (included in the \$70): includes pattern, ruler, enough fabric to complete 2 blocks

Make 2 blocks

Minimum 8 students to a maximum number of 20

Notes: Bring your lunch or pick something up down the street.

Register: On-line. Spaces are available.



Workshop Name – Quilting with Rulers – Wednesday April 4

Instructor: Tara Starzomski

Location: Centre Notre-Dame-Des-Champs Recreation Centre, 3659 Navan Road

Time: 10:00 to 4:00 (Doors open at 9:30 – Class starts at 10:00)


Cost: 1 day: \$25.00 members \$35.00 non-members

Skill level: Confident beginner to an intermediate quilter looking to learn a new technique.

Maximum number : 15

Notes: Bring a lunch, you will need a special foot and ruler(s)

Register: On-line or at the March meeting. Spaces are available.



New: Sewing Circles - Grow your skills with this Table Runner - Thursday June 18

This is a nice way for anyone who likes to add circles or ovals to embellish the design of your quilt and make it stand out. All you need is a zipper foot. This table runner measures 19"x45"; has 3 blocks set with a sashing and border.

Instructor: Michele Gagne

Location: Centre Notre-Dame-Des-Champs Recreation Centre, 2659 Navan Road

Time: 10 am to 4pm (doors open at 9:30)

Date: Thursday June 18, 2020

Cost: 1 day: \$35 members and \$45 non-members

Skill level: Confident beginner and up

Maximum Number: 15

Notes: Bring a lunch

Register online or with Sandra and Carol at the March through May meetings.





No Frills Sew Days

Cathy Sheldrick & Shirley Geiger

What? A monthly Saturday Sew Day, great friends, great space, little work.

When? 9am-6pm on **Mar 14, Apr 11 & Jun 13**

Where? **Centre Notre-Dame- des-Champs Recreation Centre,
3659 Navan Road**



How? This is a co-operative effort among participants; minimize work, maximize fun. All you ever needed to know to participate you learned in Kindergarten. All you need to bring with you is a cheerful attitude, your lunch, your sewing projects and supplies and water/juice/etc. Note: no alcohol is allowed.

The cost is \$10 (member) or \$12 (non member). Bring your friends!

No frills means no frills. Participants will be responsible for set up and take down of their personal work space. Volunteers will be needed to bring guild sewing supplies (irons, ironing boards, Accuquilt, etc.) from the basement and return same.

Access will be given to Guild dishes including kettle but participants must clean their dishes immediately upon use. Coffee pods and tea bags will be available. No supplies will be purchased for sew days.

No need to sign up — Just come and join us. Money will be collected at the sew days.

Why? *Sewing at home is good; sewing with friends is even*

Quilting Stitches
Stitching your labour of love

Shelley Byers
Longarm Machine Quilter

Irrequis ON K0E 1K0
(613) 498-5466
quilting@quiltingstitches.com

Frances O'Neill
Quilter

Fran's Quilting Services
Workshops, Commissions, Private Instructions, Patterns

BY APPOINTMENT ONLY

60 Sparrow Way
Ottawa, Ontario
Canada K1V 9H5

Tel: (613) 733-7865
E-mail: franquilts@rogers.com
Website: www.fransquilting.com

Please contact to receive emails on Upcoming Classes.



Michèle Gagné Quilting
Digitized Longarm Machine Quilting

Quilt Finishing Services
Binding/Custom Labels

Trunk Show - Lecture - Workshop
Bilingual Services

2695 Bouvier Rd, Hammond ON K0A 2A0
613-558-4125
mgagne@explornet.ca
Call for Appointments

www.quiltfabrics.ca
613-346-2714

long arm quilting service
computerized designs
custom designs & edge to edge
your favourite on line quilt store or
in store by appointment

Tracy Myers
3089 County Rd 14
tr.myers@icloud.com
www.quiltfabrics.ca

Quick turn-around



LIBRARY

Paulette Beauchamp

Come and browse our great library collection at our monthly meetings. The library is in the room to the right of the registration desk. We have many interesting books and magazines in our collection, as well as a collection of rulers. Please note:



- Our library catalogue can be found on the [website](#).
- The library opens around 6:20pm and closes at 7:15pm so that we may return the books to the cupboard before the meeting starts. (The hours also depend on how many volunteers we have to take books out and put the books back.)
- You may borrow up to four books and four magazines each month provided you show us a valid membership.
- The lending period is one month. The fine for late returns is one dollar per item per month.
- The books are divided into five categories: patchwork, applique, instructional, specialty and art.



Melanie MacDonald
Authorised BeColourful Teacher

Computerized Edge-to-Edge Longarm Quilting Services

Shopte Specializing in BeColourful Fabrics and Patterns

<https://www.lazylabquiltingco.com>
melanie@lazylabquiltingco.com

Follow me on Instagram: Melaniemacdonald



We now carry

Grace Machine Quilting Frames

Please feel free to contact us if you need any further information.



Glide thread is a #40 sheen premium trilobal polyester thread. Available in 250 colors. Ideal for embroidery, quilting, thread painting, decorative stitching & sewing.

Brother • baby lock • Juki

Sewing, Embroidery, Quilting Machines, Quilting Frames,
Cabinets, Sergers, Parts, Notions, Unlimited Lessons,
Repair to all Makes & Model

1390 Clyde Ave, #107, Nepean
613-695-1386 • 888-435-7204

ottawasewing@gmail.com

Shop Anytime at www.ottawasewing.com



Quilt Bees

22 Main Street East
PO Box 639
Vankleek Hill, Ontario
K0B 1R0
613-307-1222
laura@quiltbees.ca
www.quiltbees.ca



We pride ourselves on customer service.

If we don't have it, we do our best to get it. We offer a large selection of cottons and flannels and wide back fabrics. Notions, knitting yarn, wool fabric, patterns, books, kits, specialty threads and long arm services. We offer group classes, one-on-one instruction, children's classes and Sit & Stitches



GUILD IN-TOWN RETREATS

Paula Patterson & Wendy White

The final 2 retreats of the year are:

April 24-26 or May 1-3 (choose only one)

Location:

Notre-Dame des- Champs Community Centre, 3659 Navan Road, Navan, K4B 1H9.

Hours: Friday **10:00**—9:00 pm;
Saturday 9:00—9:00 pm; and
Sunday 9:00—4:00 pm.

Cost (includes meals): \$80 for guild members, \$95 for non-members (if space is available).

We ask for some participants to help with cooking and baking, ingredients will be reimbursed and a small honorarium will be paid for your time.

All participants are asked to help with set-up and take down as well as help with one meal serving or clean-up. A list will be available at the retreat for signing up for meals prep or clean-up.

See us at
the Quilt
Show



See us at
the Quilt
Show



See us at
the Quilt
Show



See us at
the Quilt
Show





BITS AND PIECES



New Daytime Quilt Guild!

A Daytime quilt guild has started up in Ottawa: the **Wednesday Quilt Guild!**


Meetings are held on the first Wednesday of each month, at Rideau Park United Church, 2203 Alta Vista Dr (at the 4-way stop; the entrance is on Cunningham). Doors open by 9am and meetings are from 9:30 am to 11:30 am. There is plenty of free parking and the venue is accessible. Yearly membership will be \$40. The guest fee is \$5 per meeting. All quilters and quilt lovers are welcome!

Like to quilt with friends?

The quilting group—**The Frayed Knots**—is welcoming new members. The Frayed Knots meet Monday evenings from 7-9 pm at the Blackburn Hamlet Community Centre. For further information please contact Sharon Kes using email at: sharon.kes@bell.net



The **Quilting Queens** are looking for new members. Meetings are held at the Blackburn Community Centre on Glen Park Drive most Thursdays, either afternoons or evenings. Once a month there is a long sew day usually Saturdays.



Please consult the [Blackburn Hamlet Community Centre website under schedule](#) to obtain a complete listing of meetings. For further information please email Sharon at: sharon.kes@bell.net

See us at
the Quilt
Show

Beth Ruiter
OWNER | PROPRIÉTAIRE

1087 CONCESSION ST, UNIT 102
RUSSELL, ON, K4R 1C7

613-496-2276
QUILTERSBARNANDGIFTS@GMAIL.COM
f /QUILTERSBARNANDGIFTS


DROP BY THE STORE,
OR GIVE US A CALL.
WE'LL HELP YOU
FIND WHAT YOU'RE
LOOKING FOR!

**COUNTRY
CONCESSIONS**
Quilt Shop

YOUR TRUSTED
PFAFF DEALER

PFAFF
Perfection starts here.™

1 Dufferin Street, Cookstown, Ontario L0L 1L0
705-458-4546 | info@countryconcessions.com
WWW.COUNTRYCONCESSIONS.COM



Quilting Specialists
Fabrics, Notions and Classes
Sewing Machines and Sergers
Servicing all Brands
Authorized **JANOME** and **PFAFF** Dealer

2211 St Joseph Boulevard,
Orléans, Ontario
K1C 2A7

Tamara Allmendinger ~ Manager
www.quiltypleasures.ca
info@quiltypleasures.ca
613-834-3044

Wendy Foster Birch

Superior Threads
Madeira and Yenmet Threads

*Machine Quilting Services,
Thread Supplies and Teaching*

613-582-3811
fosterwen@yahoo.ca



COMMUNITY PROJECTS

Carole Maisonneuve & Lynn Strban

One of the wonderful things about doing "Community Projects" is seeing how much our CTQG membership is actively helping people within our communities! Your efforts are greatly appreciated by those receiving these quilts. To ensure that you are aware, this is what you have collectively achieved, and allowed us to donate, throughout the period of Sept 2019 to February 2020:

319 Cuddle quilts
139 Quilts of various sizes

At the end of February we have another 28 quilts waiting to be delivered. This coupled with another 4 months to the end of this guild year, we will be able to do another series of deliveries/donations!

So on behalf of Lynn and myself, and the executive of the CTQG – **THANK YOU!!!**

Please remember that the "Community Projects Challenge" kits must be returned, completed, by our May 2020 guild meeting to ensure your name is entered into the draw. There are only a few challenge kits remaining so please feel free to come see us at the March 2020 guild meeting.

Warmest Regards,

Lynn Strban and Carole Maisonneuve

Outreach Recipients and Quilt Sizes:

- Ottawa General Hospital Cuddle Quilts: 22" x 22"
- CHEO: 36" x 48" for infants, up to 52" x 65" for children/teens
- Interval House, Ottawa: any size (women & children)
- Carty House, 50" x 60" or larger (women & children)
- YM/YWCA TRY Program, 60" x 80" (women)
- The Infant and Child Development Program of Algoma Public Health, Ontario: 40" x 50"
- Cornerstone Housing for Women, Ottawa; 65" x 85" (women)
- Chernobyl, Europe: any size

****Please remember to put our CTQG label on the back lower corner of all quilts you donate.***

Thank you!

*Making a difference
one quilt at a time.*



**Victoria's
Quilts
Canada**

Victoria's Quilts Canada is a charitable organization of volunteers that provides quilts to people living with cancer in

Canada – as a gift. To make the quilt tops, we rely on donations of 100% cotton fabric. We can't use Christmas, baby or novelty fabrics, but we take just about anything else – as long as it's unused and at least ¼ metre in size. Why not trim down your unruly stash by donating part of it so that we can continue providing comfort to those dealing with this dreaded disease.



Victoria's Quilts Canada is always happy to receive your fabric donations.

To donate: call (613) 843-9212 or email fabricdonations@victoriasquiltsCanada.com
www.victoriasquiltsCanada.com



CTQG 2019-2020 Season Programme

Date	Programme	Shop-of-the Month	Fat Quarter Theme
Mar 10	Linda Palaisy (Stash Sale cancelled)	3 Dogs Quilting, North Gower	Neutrals
April 14	Jan Kittle, The Pickledish,	The PickleDish, Carleton Place	Cartoons
May 12	Kathy Wylie, Toronto	Hamilton Bolts, Maberly	Cats & Dogs
June 9	Elections, Challenge Reveal & Social	Quilting Quarters, Almonte	Gardens

We meet at Le Mouvement D'Implication Francophone D'Orléans (MIFO), 6600 rue Carrière in Orleans at 7:30 p.m. (doors open at 6:30) on the second Tuesday of the month from September to June.

QUILTING VACATIONS!

Houston Quilt Festival

October 27—November 9, 2019 (by coach)

October 30—November 6, 2019 (fly & meet the tour)

Quilting Tour of the United Kingdom Featuring Birmingham Quilt Festival

July 25—August 7, 2020

Missouri Star Birthday Bash

September 23-October 1, 2020



Edna's Travel Quilt Tours

Contact Edna Carroll—Phone 519-468-0129

ecarroll@travelonly.net

<https://ednatravel.com/tours>

TravelOnly
Your journey starts here

Head Office 325A West St., Brantford, On N3R 3V6

TICO #04316071

Sew-Jo's

Husqvarna VIKING®

Sewing Machine Sales & Service

Encouraging your creativity through the art of sewing.

Classes

- Sewing
- Embroidery
- Quilting
- Software

Threads

- sewing
- rayon embroidery
- polyester embroidery
- cotton quilting

Fabrics

- Linda Palaisy hand dyed
- Kona solid cottons
- Batiks

- Plus sewing, machine embroidery and quilting notions

Join us at our free Sit n Sew on Wednesday afternoons

405 St. Laurent Blvd. Ottawa, ON K1K 2Z8

www.sew-jos.ca

info@sew-jos.ca

Tel: 613-748-7878

Follow us at Sew-Jo's

QUILT & COTON

819.617.6777 SANS FRANCHISE 1.855.617.6777
info@quiltetecoton.com
WWW.QUILTETECOTON.COM

Annie Senneville, courtépointière
courtépointes • tissus • accessoires • ateliers

110, rue Georges, unité 15, Gatineau (Secteur Masson-Angers), QC J8M 1A2



The Mississauga Quilters Guild presents

Mississauga Quilts!

Quilt Show May 8-9, 2020

Friday: 10:00 am to 6:00 pm
Saturday: 10:00 am to 4:00 pm

Burnhamthorpe Community Centre
& Chic Murray Arena
1500 Gulleden Drive
Mississauga ON

Join us for
Merchant's Market
Guild Boutique
Live Demonstrations
Guild Cafe
Quilt Raffle
Mini Quilts Auction
And... OUR QUILTS!

Etobicoke Quilters' Guild
presents
Quilt Fever 2020

Quilt Show & Sale
An amazing display of colour and talent featuring
traditional to modern quilts and fibre arts

March 27 & 28, 2020
10 am to 5 pm
Admission \$10.00

Café
Pick to Win
Merchants Mall
Members Boutique
Quilting Demonstrations
Daily Draws & Door Prizes

www.QuiltFever.ca

Nelson Park Creative Centre
56 Neilson Drive, Etobicoke, ON
M9C 1V7

Feelings In Fabric
Quilt Show and Sale

Entry \$7.00

VENDORS
DEMONSTRATIONS
DISPLAYS
SCISSOR/TOOL SHARPENING (BRING YOUR ITEMS)
TIM HORTONS
KAWARTHA QUILTMAKERS' GUILD
MEMBERS BOUTIQUE (ITEMS FOR SALE)
SILENT AUCTION

Fri. May 1st 4pm-9pm
Sat. May 2nd 9am-7pm

Feature Quilter Shirley Challice

Location: Fleming College
Trades & Technology (Building D)
599 Brealey Dr. Peterborough, ON

Contact:
KAWARTHA QUILTMAKERS GUILD CA
EMAIL: KQGSTITCH@GMAIL.COM

Will your Fat Quarter Quilt be ready for June?

Fat Quarter Club. How does the Fat Quarter Club work? Each month there is a theme. You bring your fat quarter that you are donating to the fat quarter table at the back of the meeting room. You will be given a ticket for each fat quarter you give us and you will be asked to write your name on the back of the ticket(s) which will be put into a draw to win all of that night's donated fat quarters. The draw will be held at the start of the meeting. Your fat quarter should reflect the theme or contain one of the theme colours. At the discretion of the Fat Quarter team there may be more than one draw if the number of received fat quarters allows.

Each month's winner(s) is asked to make a quilt, any size or shape, using some or all fabrics in your fat quarter bundle. You may add your own fabric.

Completed quilts may participate in our **year end (June meeting) viewers' choice contest** to determine the winning quilt. The winner receives a cash prize.

Del and Susan



Prizes!!



Executive and Committee Members

President: Vicki Ross

Vice-President: Gwenne Beck-Pottier

Secretary: Dorothy DeRose

Treasurer: Barb Till

Past-President: Laurelle Callaghan

Programme: Laura Malo & Marliese Kuhn

Retreats: Paula Patterson & Wendy White

Workshops: Carol Nicholson & Sandra Baynes

Sew Days: Cathy Sheldrick & Shirley Geiger

Membership: Pauline McNally & Laura Evans

Quilt Show Coordinator: Cathy Gaudet

Challenge: Laura Malo

Community Projects: Carole Maisonneuve & Lynn Strban

Library: Paulette Beauchamp

Shop of the Month: Denise Stewart & Jean Hogan

Fat Quarters Club: Del Jazey & Susan Baker

Website: Carole LaForge

Newsletter: Sonia Latchman & Catherine Pope

Newsletter Ads/Billing: Joanne Fox

Upcoming Quilting Events

March 27-28 Etobicoke Quilters Quilt *Quilt Fever*, Etobicoke, ON

May 8-9 *Common Threads Quilt Guild Quilt Show*, Ottawa



May 8-9, The **Mississauga Quilters Guild**, Mississauga ON

June 18-20 **Quilt Canada 2020**, Edmonton

June 24-27 **Quilt Festival** in Essex Junction Vermont.

Advertising Space — Contact

ctqg.newsletter.billing@gmail.com

Business Card: \$8 / month (3½" x 2" or 2" x 3½")

¼ page: \$16 / month (4⅞" x 3½")

½ page: \$30 / month (4⅞" x 7¼" or 8½" x 3½")

Full page: \$55 / month (8½" x 7¼")





CTQG 2020 QUILT SHOW: "Stories in Stitches"

2020 QUILT SHOW UPDATE

Under three months to go until our show! I hope you are all working to get your quilts finished. Please enter your quilts in the show – your quilts make the show a success!! Also key to success is our volunteers. If you haven't signed up to volunteer, please visit the volunteer sign up desk at our Guild meetings, or contact me, the Quilt Show Coordinator, at ctgg.quilt.show@gmail.com.

We will be inviting viewers to vote for their favourite quilts on Friday. There will be a prize awarded for Best of Show (\$100), and for each category there will be first (\$75), second (\$50) and third place (\$25) prizes awarded.

This update provides information on how to register your quilts for the show, submit quilts for judging, and submit quilted items for the Members' Boutique. All rules and regulations as well as forms are available on the Guild website.

2020 QUILT SHOW ENTRY RULES

You must hold a valid membership in the Common Thread Quilt Guild (CTQG) and only members as of December 31, 2019 are eligible for prizes. Your entry must not have been displayed at a previous CTQG show.

A separate Registration Form must be completed for each entry and submitted to the Quilt Show Registrar: ctgg.quilt.show.registrar@gmail.com, along with a colour photograph of the item. It is not necessary for the item to be finished at the time when the Registration Form is submitted, provided the photograph shows enough information about the item for it to be identified from the photo.

Registration forms will be accepted from March 1st until April 14, 2020. Registration Forms will be available via the website at: <http://www.commonthreadquiltguild.ca/>, in this newsletter, or at the March and April guild meetings.

Online registration: Members are encouraged to register on-line, including a digital photograph of the quilt (or quilted item). Submitting the information electronically will greatly simplify the preparation of the Program materials.

You may also register in person at the March or April Guild meetings, or by mail. The address is: P.O. Box 62022, RPO Convent Glen, Orleans, ON, K1C 7H8. Attn: Quilt Show Registrar

If you are completing the form by hand, please staple the photograph to the Registration Form and include your name, telephone number and the name of the quilt on the back of the photograph.

Please note:

1. A label must be handwritten or sewn on the back in the bottom corner (preferably the right hand corner) and must include at least the name of the quilt and the quilt maker(s).
2. A sleeve must be attached to all entries as follows: The sleeve must be 4" in width and must be continuous across the top of the quilt, to within 1" of each side. It must be attached to the back at the top (just beneath the binding).

For king size quilts only: Two (2) sleeves of 4 inches in width each must be sewn side by side (at the top of the quilt just beneath the binding) to within 1 inch of each side, leaving a 2" gap in between the sleeves. This will allow for proper hanging of your quilt.

For quilts measuring less than 96" in perimeter: The sleeve must be 2" in width and must be continuous across the top of the quilt, to within 1 inch of each side. It must be attached to the back at the top (just beneath the binding).



2020 QUILT SHOW ENTRY RULES (continued)

3. When using a commercial pattern, credit must be given to the designer by identifying the name of the pattern, the designer's name or the source of the pattern; ie.: magazine name, book, website, etc. Changing the colour or making small changes in the pattern does not qualify as an original design. If the quilt was made in a class, please give the name of the teacher, and if the pattern was in a book please give the name of the author. All entries are subject to copyright law.
4. Quilt drop off locations will be provided at the April Guild Meeting.
5. Quilts must be picked up between 5:30 - 6:30 p.m. the same day the quilt show ends. We ask that you bring a piece of identification when picking up your quilt(s). If you are unable to pick up your quilt(s), you must make arrangements with someone else to do so for you (they will need to sign the "pick-up by" block on the form, which you will drop off with your quilt).
6. Members may enter up to four (4) pieces. (Please note two items submitted to Category 5 are considered one entry). Our space is limited, so we may have to limit entries to three. Please indicate on your registration form which quilt you prefer to be withdrawn. The committee reserves the right to move an entry to a different category if appropriate.
7. The CTQG reserves the right to reject an entry that does not meet the rules of the Show. For further information, please contact the Quilt Show Registrar by e-mail at ctgg.quilt.show.registrar@gmail.com or any member of the Quilt Show Committee.

2020 QUILT SHOW CATEGORIES

The show categories are:

BED QUILTS:

1. Large: a quilt with a perimeter of 350" or greater
2. Medium: a quilt with a perimeter of 349" or less
3. WALL QUILTS: A quilt that is designed to be hung for decorative purposes. **New this year** – there is one category for wall quilts regardless of the technique(s) used.
4. MINIATURE: The quilt must have a perimeter less than 96" total. If blocks are used they must be 4" or less. A bound full-size block is not considered a miniature, neither is a hexie quilt made with pieces ½" or greater. The overall pattern must show a miniaturization of a quilt.
5. ASSORTED QUILT ITEMS*: Quilted clothing, placemats and runners, pillows, etc. **Two items submitted in this category are considered one entry to the show*
6. MODERN: Modern quilters embrace functionality, simplicity and minimalism. Characteristics might include: use of bold colours and prints, high contrast and graphic areas of solid colour, improvisational piecing, minimalism, expansive negative space, and alternate grid work.
7. CHILDREN'S THEME/CRIB: Intended use would be for a child's room either as a wall hanging or a small bed quilt. All techniques.

Members may submit up to four quilts. In order to take into consideration comments from the last show that quilts were placed too close together, members may submit one quilt in each of the Large Bed, Medium Bed and Modern categories. This limitation should allow us to expand the space in between rows and giving viewers a better opportunity to admire the quilts.

Our space is limited, so we may have to limit entries to three. Please indicate on your registration form which quilt you prefer to be withdrawn. The committee reserves the right to move an entry to a different category if appropriate.



INSTRUCTIONS FOR SUBMITTING YOUR QUILT(S) FOR THE 2020 COMMON THREAD QUILT SHOW

For each quilt entered, you will receive the following:

- A clear bag in which to put your quilt; and
- A Quilt Identification Form to complete and put in the bag with your quilt.

Please use a separate bag and form for each quilt entered.

Bags and forms can be obtained at March or April Guild meetings. If you are not able to attend, you can have a friend pick these up for you. Alternately, please contact the Quilt Show Registrar at ctgg.quilt.show.registrar@gmail.com.

Put the completed Quilt Identification Form in the appropriate bag. When dropped off, the quilt will be assigned an entry number and the top portion (Part 1) will be attached to the back of your quilt.

Note that drop off locations and times will be provided at the April Guild meeting.

You will need to sign the bottom of Part 2 - Retrieval Form – when you pick up your quilt(s) at the end of the show. Part 3 will be given to you and is to be brought with you when you pick up your quilt(s). If you are unable to pick up your quilt(s) at the appointed time, you may designate someone to do this for you in the space provided on the form.

Quilts will be available for pick-up from **5:30 – 6:30 pm on Saturday, May 9, 2020**. No one will be allowed in the display room to take down their own quilt(s). Your quilt(s) will be brought to you at the retrieval desk. **Please ensure you bring a piece of identification and your Part 3 of the Quilt Identification Form with you to obtain your items.**

JUDGED QUILTS

New this show is the option to submit your quilts for judging, and receive constructive feedback on your work. Please don't be shy about doing this, it really is a great opportunity, and all feedback will be confidential, available to you via an email.

To offset the honorarium to be paid to the apprentice judge, we are charging a \$10 fee for each quilt submitted for judging. As we are not able to accept online payments, this fee must be paid in person, cash or cheque, at the March or April Guild meeting. In order to track those quilts submitted for judging, a separate form must be completed.

MEMBERS' BOUTIQUE

Members have the opportunity to submit and sell quilted items. Members will establish a price for each item submitted and will keep 100% of any proceeds. Items for the boutique must be submitted ahead of time to the Boutique Coordinator, Paulette Beauchamp. Paulette's address for drop off is 1141 Burgundy Lane, and you can coordinate your drop off with her at quiltqueen30@gmail.com.

Please note that if you submit items for sale in the Members' Boutique, you will be asked to volunteer in the Boutique. You will be contacted in this regard closer to the show.

Similar to the submissions for the show, there are forms required for each item submitted for the boutique. Instructions are included on the form, which is available on the website, and included in this newsletter.



REGISTRATION FORM

Common Thread Quilt Guild – Quilt Show 2020 REGISTRATION FORM

For Common Thread Quilt Guild Use Only							
Entry No.:		Date:	/ /2020 (dd/mm/yyyy)				
Name:							
Telephone:	Day:	Evening:					
E-mail:							
Title of quilt:							
Quilt top made by:		Quilted by:					
Was your quilt hand quilted? <input type="checkbox"/> Yes <input type="checkbox"/> No							
CATEGORY (Select ONE only) – Refer to the entry rules on the website							
Bed Quilt <input type="checkbox"/> Large <input type="checkbox"/> Medium <input type="checkbox"/> Wall Quilt <input type="checkbox"/> Miniature <input type="checkbox"/> Assorted Quilt Items <input type="checkbox"/> Modern <input type="checkbox"/> Children's Theme/Cribs							
DESIGN (Select ONE only)							
<input type="checkbox"/> Entrant's original <input type="checkbox"/> Commercial pattern <input type="checkbox"/> Magazine <input type="checkbox"/> Website <input type="checkbox"/> Workshop <input type="checkbox"/> Class <input type="checkbox"/> Book <input type="checkbox"/> Other							
Provide specific details							
<table border="1"> <tr> <td>SIZE</td> <td>Width _____ inches</td> <td>Length _____ inches</td> <td>Perimeter _____ inches</td> </tr> </table>				SIZE	Width _____ inches	Length _____ inches	Perimeter _____ inches
SIZE	Width _____ inches	Length _____ inches	Perimeter _____ inches				
Quilt Story Write a few sentences about your entry (50 words or less). This will appear on the paper label attached to your quilt. We reserve the right to edit.							

Insurance: Please ensure your quilt is insured under your personal household policy. We do not carry insurance to cover the value of the quilt.

Quilt Entry Authorization:

I wish to enter the above-described quilt (or quilted item) and hereby agree to honour the rules of the CTQG show. I understand that the CTQG, its organizers and volunteers will take every precaution to protect my quilt (or quilted item) during the quilt show. I will not hold the CTQG, its organizers and volunteers liable for loss, damage or acts of nature beyond its control.

Signature: _____ Date: _____

A colour photograph of your quilt (or quilted item) must be submitted with the Registration Form. It is not necessary for the item to be finished at the time the photo is taken or when the Registration Form is submitted, provided the photograph shows enough information about the item for it to be identified from the photo.

The Form must be submitted by April 14, 2020

- Online at: ctgg.quilt.show.registrar@gmail.com
- In person at a Guild meeting
- by mail at (entries sent by mail must be postmarked on or before April 7, 2020)
Common Thread Quilt Guild, P.O. Box 62022, RPO Convent Glen, Orleans ON K1C 7H8, Att: Quilt Show Registrar

DEADLINE TO SUBMIT THE REGISTRATION FORM IS APRIL 14, 2020



COMMON THREAD QUILT GUILD
JUDGED QUILTS REGISTRATION FORM

Member Name _____

Member Email Address _____

Quilt Name	Category	Registration Fee (\$10/quilt)
	Total Fee	

Received by _____

|
Date _____

Members' Boutique Item Identification & Retrieval Form

Part 1 – INSERT THIS FORM IN THE PLASTIC BAG WITH YOUR ITEM

(This form will be kept with the Boutique Coordinators)

Member's Name: _____
(Last Name) (First Name)

Telephone/Contact number: Day: _____ Evening: _____

Description of Item: _____

Price of Item \$ _____

Item Number: _____ (assigned by the Boutique Coordinator)

IF item is to be picked-up by a proxy, provide the name of the person authorized to pick-up your item on your behalf

Signature of member or person authorized to pick-up the quilted item

Required at time of pick-up only

Part 2 – PICK-UP SLIP TO BE RETAINED BY MEMBER

(This form will be required to pick up your item on Saturday May 8th at 5:00 P.M.)

Member's Name: _____
(Last Name) (First Name)

Telephone/Contact number: Day: _____ Evening: _____

Description of Item: _____

Item No: _____ (assigned by Boutique Coordinator)

PLEASE ENSURE YOU HAVE PICTURE IDENTIFICATION WITH YOU