

MY JOURNEY TO ART QUILTS

BETHANY GARNER, FIBRE ARTISTS AND INSTRUCTOR

ELGINBURG, ON





-
- Making my way from traditional quilts to art quilts took almost 24 years. I am excited and proud of every stage of the journey. I love to share the work I have loved with you - let's see some of my work (and sorry I couldn't bring everything in the car with me!)



Like every one of
you.. I pieced
traditional quilts for
YEARS..

Tiny pieces,
hundreds of them, in
soft, tone on tone
colours.

I love hexagons and just can't get past the fact that my grandmother ONLY made quilts with thousands of hexagons over her lifetime... I still love them and creating quilts with English paper piecing!





Taking six years from 1987-1993 and with and hundred of hours of HAND Piecing and applique and I FINALLY finished this quilt that has been in the Vermont Quilt Festival several times and now belongs to the Pilgrim Roy Collection – my one and only heirloom quilt and only quilt entirely in red and white.

In the early 1990's, tradition moves my work toward contemporary art and my love of hand-dyeing makes its debut...



My first GEES BEND Style quilt and I have since adapted many of the original Gees Bend style quilt designs for my own work...

I have met a number of the amazing quilters from Gees Bend and learned so much from them that has inspired my colour and design play! Hand dyed fabrics for this project were fun!



AMISH quilt influences
and a love of the dark
rich colours always
bring drama into my
artwork...






Stripes are fun to piece and the static excitement of light, medium and dark influences as the strips build design – a fun and very satisfying experience and a great way to use up brilliant hand dyed fabrics..



David Walker has influenced my art play and I love to make these brilliant cloth rectangles using Commercial fabrics.....





MONOLITH
QUILT DESIGN
... crazy and FUN!

Created for the
THREADWORKS show that
travelled all across Ontario from
2015 to 2018... and here only
“on screen” with me today!

Applique with sheers and my
and hand-dyed fabrics...

Just Water Under the Bridge

(just sold in London, ON after the CEG London workshop talk)





PIECING IS A GREAT WAY TO GET LARGE VOLUMES OF QUILT ART MOVING THROUGH YOUR MACHINE...

Making art is a day to day activity in our city – with many quilters of various levels of expertise and interest working together in small groups, Guilds, at the local shops and certainly at St. Lawrence College where I spend a lot of time!



I DO LOTS OF
PIECING...

Branches with no
leaves particularly
call out to me







I LOVE TO DYE MY
OWN FABRICS AND
MAKE BIG
STATEMENTS....

Shibori and stitched work is a passion
and creating art that SPEAKS loudly!

I am not afraid to use deep colours and
answer the naysayers – colour is a
personal language!







SOY WAX BATIK –
an new passion in
2015-19

A lot of my work
involves working
with batik now...




PAINTING WITH THICKENED DYES HAS BECOME A PASSION

THE ART OF USING DYE AS PAINT IS AN
ACQUIRED SKILL AND I USE OLD LINEN
TABLECLOTHS FOUND IN THRIFT STORES AS
THE BASE FOR ALL OF MY PAINT WORK.

DYE WORKSHOPS ARE VERY POPULAR IN
ONTARIO AND WE ARE ABLE TO BE OUT OF
DOORS TO DYE FOR ABOUT 8 MONTHS OUT
OF EVERY YEAR.....






REFUGE

Inspired by the work of Group of Seven artist J.E.H. Macdonald – he walked the northern Ontario bogs in summer and painted the swirly waters, enjoying the colour shifts and the magic of the depths



REFLECTIONS –

Detail below – water/rocks along
the Lake Ontario Shoreline











MARIPOSA – hand dyed,
Improvisational piecing



TURNING POINT

Hand dyed fabrics with
improvisational piecing.
Machine quilted and
here with me today...

This quilt just returned
after being in Australia
and New Zealand and
Asian countries in
2017-2019 wit Studio
Art Quilt Associates
Exhibition “ MY
CORNER OF THE
WORLD”







Hand dyed fabrics with Procion
MX Dyes (flat dye method)




FIRE STORM...

Random curved pieces of cloth
– both commercial prints and
hand-dyed cottons, random
cutting and piecing .

Raw edge fabrics, machine
stitched and pieced.
Three separate panels,
measures 46" x 64"





Felt Work is fun and easy –
hope some of you are
trying it!

I use an embellisher often
in my stitch work!

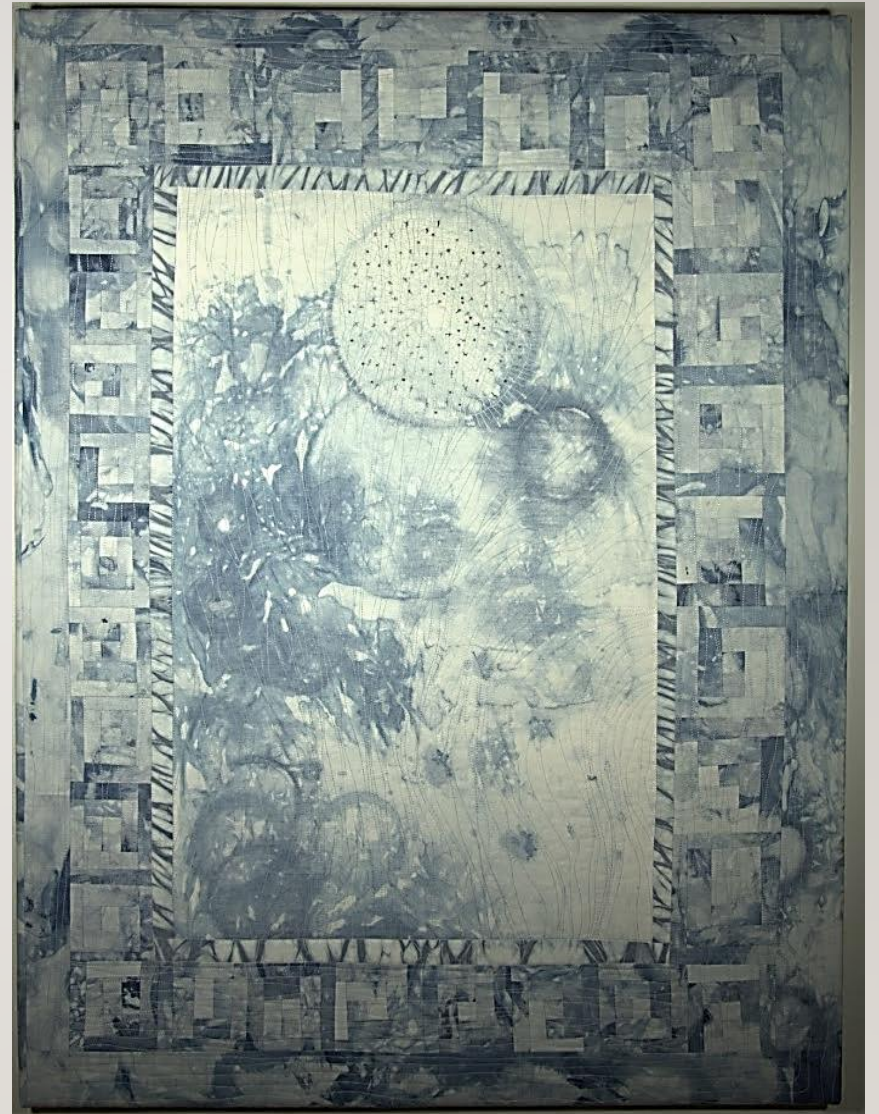






Some of my student's work
from St. Lawrence College



MORE new work...





Hanging in the
CONNECTIONS
FIBRE ARTISTS
SHOW in Fergus,
ON are my two
new pieces of
artwork for 2019 –

Kimono Jacket –
handwoven wool
cloth and lining of
handpainted silk

Wall quilt – hand
dyed fabrics with
inserts of hand
painted silk.
23" x 113"





Classroom student work from the
Indigo Dye Workshop in London ON
with CEG London (their Embroiderer's
Guild) in March 2019! GREAT results!



And fun in the
classrooms at SLC...



Teaching is a mainstay in my life, and so much fun!! Time in the classrooms is a hugely satisfying and delightful way to spend days with terrific artists and students who are just beginning their journey!

Thanks so very much for inviting me to share time with YOUR Guild members!

