

**Next Meeting:**

Tuesday January 9th, 2018

7:30-9:00pm, Doors open 6:30pm

Remember your membership card.
Guests Welcome! (\$5 admission)

Reminder! Please bring back any
items you borrowed from the library.

Programme: Judi Miller, Kanata

Shop of the Month: Les Atelier Quilt
et Coton

Fat Quarter: Night Sky

Inside this Issue

President's Message	2
Vice President's Message	3
Retreats	4
Mystery Quilt Challenge	5
Executive Committee	7
Workshops	8
Community Projects	9
Victoria's Quilts	10
Membership	11
No Frills Sew Days	12
Programme	13

- For those members interested in joining or forming a **mini group** to meet on a regular basis for sewing, we will have a sign up sheet at the Membership table. Dates and times to be determined by the interested parties.
- Additionally, **Frayed Knots** meets Monday evenings from 7:00 PM to 9:00 PM at the Blackburn Community Centre. We have space for about 10 people and the cost is \$20 per year to cover the cost of hall rental. Come on out on Monday evening and meet us, or see Jeannine Lemay at CTQGs regular meeting for more details.
- There will also be a sign up sheet for Frayed Knots at the Membership table.



PRESIDENT'S MESSAGE

DEBBIE ISAAC


Dear Members:

Happy New Year everyone, hope you all had a wonderful Holiday Season. Have you made your New Year's resolutions? This year I've resolved not to make resolutions I know I will not keep. So out with the diet, out with getting more exercise and out with reducing my stash. These things are what they are and no matter how hard I try, by the end of the first couple of months I've fallen back into old familiar habits. So this year I'm going to do things differently, my resolutions for 2018 include completing the mystery quilt challenge, being successful on the cuddle quilt challenge, reducing my UFOs, and completing all the Row by Row kits that I've collected in the last couple of years, and making a quilt to donate to the auction for the Simon Hubbard Bursary fund. In a nutshell, my resolution is to spend less time fondling my fabric and more time Quilting!



As many of you may know, our Guild has grown to the point where we are no longer accepting new members for this year. Guests are still welcome and can partake in Guild activities, such as Guild meetings, sew days, workshops and retreats, but members will have priority. Because of reaching our cap we have had to make a few administrative changes. We have implemented a \$2.00 charge to replace lost Guild cards (cards can only be replaced once) and there will be a \$5.00 fee (guest fee charge) for members who show up without their cards. There will be no exceptions, so please do not give the ladies at the front door a hard time.

This month Les Atelier Quilt et Coton from Gatineau will be our shop of the month and our Fat Quarter Theme will be "Night sky", so start digging through your stash to find those planets, moons, stars and whatever else you can find in the night sky and enjoy fondling your fabric while you are at it!



Quilting Specialists
Fabrics, Notions and Classes
Sewing Machines and Sergers
Servicing all Brands
Authorized JANOME and PFAFF Dealer

2211 St Joseph Boulevard,
Orléans, Ontario
K1C 2A7

Tamara Allmendinger ~ Manager

www.quiltypleasures.ca
info@quiltypleasures.ca
613-834-3044

Fabric - Notions - Ribbon & Lace - Yarn - Crafts
Quilting & Needlework Supplies - Classes
Janome Sewing Machines

Sew Crafty

1068 Rideau Ferry Rd
Rideau Ferry, Ont
K0G-1W0
(613) 264-1547

www.sewcrafty.ca



VICE PRESIDENT'S MESSAGE

BARB TILL

Woohoo! I managed to finish the two I needed to catch up this past month; I did it, just in time for the last meeting – yeah baby – I have some bragging rights. Well, no – actually, I do not have bragging rights. I have been to retreats and sew days and I've seen what you are producing. I am so far behind it's a little pathetic, but let me say, it is an honour to be considered a peer. It seems you'll let the likes of me, bring up the rear, and tag along for the ride. You are 'my peeps', my quilting friends!

I've come a long way from the Ohio Star.

Do you know me? Do you know that's my block? It is simple enough, has quarter square triangles (an odd name) and is, oh so great; well, maybe not that great, but I can make them and I do – a lot. I used to think a quilt wasn't complete without an Ohio Star block. In every sampler I see, I search for them; I even make up Ohio Star blocks. A Sawtooth block on point looks Ohio Star enough for me. The Variable Star folded becomes an Ohio Star and a Double Friendship Star has a combination of HST/QST and well, that just looks like you-know-what! There are plenty of stories on the internet about the history of the Ohio Star block, and as is the case with many traditional quilt blocks, they are quite interesting. I cannot pretend to know anything about those stories, nor would I ever want to take anything away from them. My relationship with the Ohio Star is that this was the first block I ever made and it is, quite simply, in my comfort zone. I should also be completely honest here and say that, as a barb, I am somewhat PA (passive aggressive) and there exists certain pleasure derived from teasing some I know, by making these blocks and talking about them ad nauseam. It's all part of the little things that are happy making, and yes, that I am a 'little' PA may just be understated.

I still have still six cuddle quilts to do, and while it already feels like I've reached a milestone, the goal is still out there. Now too, I imagine, I will have to find a way to have an Ohio Star cuddle quilt. I also have thought I'd like to do a Bear Paw, but haven't quite figured the dimensions for making that work out. I'm not sure why, but I think one of those would be cool. Although the little gaffer may not know what a Bear Paw quilt block is, it seems like something a child should have. So, you see, there are clearly more lessons in my future.

As we (should) endeavour to learn from our mistakes, I'll list mine so far: Bad colour choice (orange and yellow are far too 'sticky-out'), bad quilting selections (don't do a stop and start pattern as they have far too many thread ends to sew in) and I must say, that learning to do the binding by machine has caused me considerable grief. My quilts need major improvement; the corners shoot out like pyramids. I discussed this fault with Linda and she suggested I sew the corners down by hand first and then do the rest by machine. I did that on the last quilt and was quite a bit happier with my workmanship. Listen to your friends (the ones that aren't PA); they have great advice and so too, solutions.

At time of writing, I have yet to start the quilt I will hand in next week. Time management is a recurring theme of these monthly submissions of mine. In the meantime, I will work some overtime, walk the dog and continue with my efforts to get my fabric organized. I've figured out how to have "Outlook" remind me of birthdays, and I see there is a 'task bar', to which I'll add 'cuddle quilt' and it will stare at me every day. I'll report back next month if I find that useful, or annoying. Bets anyone?



Guild Retreats 2018

Lynn Strban and Adele Sauvé

Winter (choose one)

January 19-21 or January 26-28

Registrations will start in November either at the guild meeting or on line <http://commonthreadquiltguild.ca/guild-activities/retreats/>

Spring (choose one)

April 20-22 or April 27-29

Registrations will start in February either at the Guild meeting or on line <http://commonthreadquiltguild.ca/guild-activities/retreats/>

If space allows Guild members may be able to sign up for a second retreat 1 week prior to retreat dates, please send email to: ctgg.retreats@gmail.com to check availability.

If space allows non-members may sign up for a retreat 1 week prior to retreat dates, please send email to: ctgg.retreats@gmail.com to check availability.

How to Register:

- 1) Online: <http://commonthreadquiltguild.ca/guild-activities/retreats/>
- 2) At Guild meetings
- 3) By email: ctgg.retreats@gmail.com

Location: Notre-Dame des- Champs Community Centre , 3659 Navan Road, Navan, K4B 1H9.

Hours:

Friday 10:00—9:00 pm;
Saturday 9:00—9:00 pm; and
Sunday 9:00—4:00 pm.

Cost—includes meals: \$80 for guild members, \$95 for non-members.

All participants are asked to help with set-up and take down as well as help with one meal serving or clean-up. A sign-up list will be available at the retreat for signing up for meals prep or clean-up.



The PickleDish
Quilt Shop and Studio

Jan Kittle
613-212-8770
Jan@ThePickleDish.ca

ThePickleDish.ca
113 Bridge St., Carleton Place ON K7C 2V4

Pauline Clarke
Computerized Long Arm Quilting
Quilt Restoration & Memory Quilts
Canada's Initial Glide Thread Distributor

613-866-2992



email: pauline@3dogsquilting.ca

www.3dogsquilting.ca



Mystery Quilt Challenge



Happy New Year to all. We are now half way through the clues of this year's mystery quilt. For those of you who have been keeping up, I hope that you are enjoying the process. And for those of you (me included) who have yet to start, I hope now that the holidays are over and the cold winter settles in, you find the time to take a look at the first clue. Happy quilting and keep warm

For more information, check out the website:

<http://peimgg.blogspot.ca/>

and the Facebook page **PEIMQG 2017 Mystery Quilt-Along**

QUILT & COTON

819.617.6777 SANS FRANS. 1.855.617.6777
info@quiltetcoton.com
WWW.QUILTETCOTON.COM

Annie Senneville, courtépointière
 courtépointes • tissus • accessoires • ateliers

110, rue Georges, unité 15, Gatineau (Secteur Masson-Angers), QC J8M 1A2

The Quilting Princess
 Longarm Machine Quilting Services and
 Custom Embroidered Labels

Genette Vallieres

613-716-3432
thequiltingprincess@gmail.com

2157 Saturn Cres
 Orleans ON K4A 3T5

Michèle Gagné Quilting
 Digitized Longarm Machine Quilting

Quilt Finishing Services
 Binding/Custom Labels

Trunk Show - Lecture - Workshop
 Bilingual Services

2695 Bouvier Rd, Hammond ON K0A 2A0
 613-558-4125
mgagne@xplornet.ca
 Call for Appointments

TAYLOR SEWING QUILT SHOP

The friendly quilt shop where you'll always bump into your friends. Come on in for advice, classes, patterns, fabrics, Monks cloth, books, notions, batting and sew much more!

JANOME Mon-Fri 9-5, Sat 9-4 **PFAFF**


7712 Kent Blvd, Brockville 613-342-3153
www.taylorsewing.com



for your quilting, sewing, knitting
& embroidery needs, it's

*Textile
Traditions*

of Almonte
256-3907



Kelly Church
87 Mill Street
Almonte
Ontario K0A 1A0



SEW INSPIRED
A Refuge For Quilters & Sewers

Arnprior Shopping Centre
375 Daniel St. S.
K7S 3K6
613.623.0500
info@sewinspired.ca
www.sewinspired.ca

Creative Ideas Fabric Pattern Notions Sewing Machines Sewing Classes
Authorized Pfaff Sewing Machine and Serger Dealer

Flair & fabrics
www.flairwithfabrics.com
3 King Street,
Chesterville
Ontario K0C1H0

Opening Hours:
Monday to Thursday: 9:00–5:30
Friday: 9:00–6:00
Saturday: 9:00–4:00

Ruth Liscumb
– Owner –

Telephone: 613-448-9032 E-mail: rliscumb@gmail.com

100 percent cotton quilting fabric, flannel, 108 inch cotton backing, yarns,
knitting supplies, gifts, accessories, notions, and more...



Advertising Space

Business Card: \$8 / month
(3½" x 2" or 2" x 3½")

¼ page: \$16 / month
(4⅞" x 3½")

½ page: \$30 / month
(4⅞" x 7¼" or 8½" x 3½")

Full page: \$55 / month
(8½" x 7¼")

Contact

ctgg.newsletter.billing@gmail.com

APPLE HILL **Quilting**
& DESIGNS

Monique Wilson
Long Arm Quilting Services
613-527-1252 | moniquewilson3278@live.com



Executive Committee

President: Debbie Isaac

Vice-President: Barb Till

Secretary: Kathy Scolah

Treasurer: Kathryn Barr

Past-President: Tammy Davies

Programme: Gwenne Beck-Pottier

Retreats: Lynn Strban, Adele Sauvé

Quilt Show Coordinator: Kirstin Fearon

Website: Ann Knechtel

Membership: Debbie Patterson, Dorothy DeRose

Workshops: Sandra Baynes, Carol Nicholson

Community Projects: Catherine Parkinson

Library: Paulette Beauchamp

Newsletter: Ann-Louise Masek, Eve Luecke

Shop of the Month: Linda won

Challenge: Laura Malo

Fat Quarters : Del Jazey, Susan Baker



We now carry

Grace Machine Quilting Frames

Please feel free to contact us if you need any further information.



Glide thread is a #40 sheen premium trilobal polyester thread. Available in 250 colors. Ideal for embroidery, quilting, thread painting, decorative stitching & sewing.

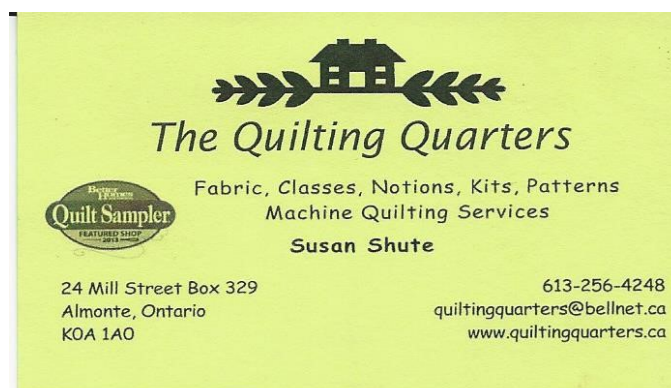
Brother • baby lock • Juki

Sewing, Embroidery, Quilting Machines, Quilting Frames, Cabinets, Sergers, Parts, Notions, Unlimited Lessons, Repair to all Makes & Model

1390 Clyde Ave, #107, Nepean
613-695-1386 • 888-435-7204

ottawasewing@gmail.com

Shop Anytime at www.ottawasewing.com





WORKSHOPS

Sandra Baynes and Carol Nicholson

Our workshops have been fun and enlightening. At “Scrap Therapy”, quilters had a great time creating 9 patch blocks using 1 inch squares and a special iron-on grid. And a few very ambitious participants even managed to almost finish their cuddle quilts!

During “Precision Piecing”, fourteen students learned how to use their ¼ inch foot and improved their piecing accuracy with the instruction from Michelle Gagne. Held at the Aquaview community centre, there was positive feedback for the location as well as for the great results achieved. Perhaps we can talk Michelle into a Precision Piecing II in the future.

Please consider bringing your work to share at the next Show and Tell. Precision Piecing will be offered again in February. This is now has a waiting list. If you wish to be on the list for April or May, please let us know. If we get enough people, we will try to offer it again.

December 2nd was our Precuts workshop. Taught by Sue Shute of Almonte’s Quilting Quarters, students received handouts that will now allow us to shop smart when buying charm packs, jelly rolls or layer cakes. Following a pattern using 2 charm packs and a yard of fabric, many of us got close to completing a quilt top.

Using precuts to make a simple quilt.



Coming up in the new year is the **All Aspects of Applique** and **Did I Do That With My Walking Foot?** If you are interested, please see Workshops at the next meeting or register online. Remember that your spot isn’t fully reserved until you have paid.

Finally, if you have ideas for workshops for next year or if you have an idea to lead one, be sure to let us know. Suggestions so far include paper piecing and quilt as you go.


We still have spaces open for the All Aspects of Applique course and for Strips and Stars.

Carol and Sandra



COMMUNITY PROJECT NEWS

Cuddle Quilts – The cuddle quilts collected by our Guild go to the neonatal unit of the General Hospital and are delivered to the hospital directly after the monthly Guild meeting. It's great that we have Guild members challenging each other in making cuddle quilts. Each year we have just about made our goal of 500 cuddle quilts but it looks like this year we may surpass that goal! We are publishing in this newsletter the total number of cuddle quilts received to date for the year. Thank you to everyone for helping the tiny at-risk babies.



Community Projects

Outreach Recipients:

Ottawa General Hospital Cuddle Quilts: 22" x 22"

CHEO Dialysis: 40" x 60"

Eastern Ottawa Resource Centre, Orleans: 40" x 60"

Interval House, Ottawa: any size

The Infant and Child Development Program of
Algoma Public Health, Ontario: 40" x 50"

Chernobyl, Europe: any size

Cornerstone Housing for Women, Ottawa; 40" x
60" or larger



Victoria's Quilts Canada

Is your stash getting just a bit **TOO BIG?**

Downsize **it by donating to**

Victoria's Quilts Canada

Victoria's Quilts Canada is a charitable organization of volunteers that provides gifts of handmade quilts to people living with cancer in Canada. To make the quilt tops, we need donations of 100% cotton fabric. We can't use Christmas, baby or novelty fabrics, but we take just about anything else as long as it's unused and at least 1/4 metre in size. Why not trim down your unruly stash by donating part of it so that we can continue providing comfort to those dealing with this dreaded disease. To donate, please email fabricdonations@victoriasquiltsCanada.com or call (613) 843-9212.

www.victoriasquiltsCanada.com



Frances O'Neill
Quilter

Fran's Quilting Services

Workshops, Commissions, Private Instructions, Patterns

BY APPOINTMENT ONLY

60 Sparrow Way
Ottawa, Ontario
Canada K1V 9H5

Tel: (613) 733-7865
E-mail: franquilts@rogers.com
Website: www.fransquilting.com

Please contact to receive emails on Upcoming Classes.



MEMBERSHIP

Dorothy DeRose Debbie Patterson

Membership has reached our maximum of 250. Welcome to all our new members! We would like to remind all members that you need to show your membership card when you sign in for each meeting. Lost or destroyed membership cards can be replaced once for a fee of \$2.

Membership cards for those who mailed in their applications and name tags may be collected from the Membership table



The Fabric Box
 371 Main St East
 Hawkesbury, Ontario K6A 1R8.
 613. 632. 7172
fabric-box.com
fabricbox@bellnet.ca



 **Heartworks Quilt Shop**

Linda Holmwood
 22 Main Street East
 Vankleek Hill, ON
 K0B 1R0
 613-307-1222
heartworks@bell.net
www.heartworks.ca



No Frills Sew Days

Laurelle Callaghan and Barb Zabchuk are hosting “no frills and no fuss” sew days the second Saturday of every month. Mark your calendars and register now!



When. 9:00—8:00 pm

Where. Centre Notre-Dame-des-Champs Rec Centre, 3659 Navan Rd

How. [Register online](#) or in person at a guild meeting. This is a co-operative effort among participants; minimize work, maximize fun. All you need to bring with you is a cheerful attitude, your lunch and/or dinner, your sewing projects and supplies, beverages. No liquor licence will be purchased.

Why. Sewing at home is good; sewing with friends is even better!!!!

Cost. \$10 member \$12 non-member. Money will be collected only at the sew day.

Bring your friends! Drop-ins are welcome assuming space is available.

No frills means no frills. Participants will be responsible for set up and take down of their personal work spaces. Volunteers will be needed to bring sewing supplies (irons, ironing boards, AccuQuilt, etc.) from the basement and return same. Access will be given to Guild dishes including kettle, but participants must clean their dishes immediately upon use. Participants are required to bring their own tea, coffee etc. No supplies will be purchased for sew days.

Sew Day dates: December 9, January 13, February 10, March 10, April 14, May 12, June 9



**PROGRAMME****Gwenne Beck-Pottier**

Judi Miller, Kanata

About the Artist

Judi Miller creates pictures using thread, a textile base and a sewing machine. In free motion machine embroidery the sewing machine needle is used as a pencil or paint brush. Photographs are most often a starting point that provide composition, colour and detail reference. She starts with a sketch on fabric and may use watercolour pencil, silk paints or dyes to produce the desired effect for the background. She fills in detail using machine embroidery, from coarse texture to fine detail. Landscapes are a current favourite as the texture of the fabric and the thread enhance the composition. She has been a member of the [Kanata Civic Art Gallery](#) since 2001 and is a member of the [Kanata Artists Studio Tour](#)

