



We have a new page on our website **Quilting Tips & Tricks** (under Resources). Come take a look and see what some of our members have suggested. Please send in your tips and tricks using the form at the bottom of the page so it can be posted for others to try.

Don't forget to check out **Quilt Related Events** (under Resources) to find out about quilt shows and workshops sponsored by other guilds. If you know of any that are not listed please let me know at ctgg.website@gmail.com

Happy Quilting, Ann

Next Meeting: March 14, 2017

Remember to bring your membership card.

Guests Welcome! (\$7 admission)

Programme: Sherri Hisey, Border Creek Station Patterns

Fat Quarter: Pets

Shop of the Month:

Quilting Quarters

www.quiltingquarters.ca

613-256-2428

24 Mill Street box 329

Almonte, Ontario



Bulletin Board: Guild financial information is posted on the bulletin board at the front of the room, at every meeting.

Inside this Issue

President's Message	2
Wrapped in Ribbon workshop	4
Precision Piecing workshop	5
Autumn Leaves workshop	6
Accuquilt GO dies	7
Quilt Show—Region of York	8
Guest Speaker: Sherri Hisey	9
Retreats	10
Quilt Show-Halton Hills	11
Merry Mayhem Mystery Quilt	12
Library	14
Sewing Kits for Refugees	16
Quilt Show-1000 Islands	18
Canada 150 Quilt Bee	19
Membership	21
Grand Nat'l Quilt Show	22
Sew Days	23

Newsletter Submissions deadline March 27th . Please email Eve at ctgg.newsletter.editor@gmail.com



President's Message

Tammy Davies



Dear Members:

This month I'd like to follow-up on my last article about the members' survey. The Executive Committee has taken a number of steps to respond to your suggestions. In January, the Guild purchased seven new rulers (see list below) that will be available to borrow from the Library on a monthly basis. Plans are in place to purchase additional rulers in the current fiscal year.

60 degree Triangle (12" Finished Size) by Creative Grids;
Flying Geese 3" x 6" Finished by Bloc Loc;
Hex N More by Jaybird Quilts;
Rapid Fire Hunter's Star (Large Template) by Deb Tucker;
Rapid Fire Hunter's Star (Petite Template) by Deb Tucker;
Sidekick by Jaybird Quilts; and
Tucker Trimmer by Deb Tucker.

In January, the Guild also purchased the following list of GO Dies that will be available for use at all in-town retreats and sew days held at Notre Dames des Champs Community Centre. Additional dies will be purchased throughout the year.

Carefree Alphabet Set (2-Die Set);
Tumbler - 3 1/2" (3" Finished);
Half Hexagon - 1", 1 1/2" and 2 1/2" Sides;
Flying Geese - 3 1/2" x 6 1/2" (3" x 6" Finished);
English Paper Piecing Hexagon - 1" Finished Sides;
Heart - 2", 3" and 4";
Gingham Dog; and
Cutting Mats - 6" x 6", 6" x 12" and 10" x 24".



Starting immediately, Community Projects will hold a monthly draw for a \$20 prize to be awarded to a member who has donated a quilt(s). All those who donate quilts are eligible to participate. The more quilts you donate, the better your chances of winning!

Other initiatives include the following:

- Shop of the Month vendors will now provide two prize baskets, each valued at \$75, so remember to pack your wallets!
- We will be offering a workshop for beginner quilters. We'll notify members as soon as we have the timing and content worked out.
- The Library will use the extensive list of suggested books members provided to guide our upcoming book purchases.

Members' comments regarding the Guild's Programme were extremely positive and encouraging. At the same time, there were several suggestions that the Guild bring in "big name" speakers. The Programme Coordinators make every effort to attract well-known speakers while keeping within their \$5,000 annual budget for presenters' fees, travel and accommodation. In order to have one or two acclaimed speakers per year, they plan other programme nights that are less expensive. Internationally recognized quilters often need to be booked a year or more in advance, charge higher speaking fees, require a workshop opportunity, and seek other paid activities while they are in the region. A great deal of coordination and cost sharing with other Guilds and local quilt shops is required.

In the past three years we have welcomed a number of award winning speakers, including:

Brenda Miller, Among Brenda's Quilt and Bags;
Sherri Hisey, Border Creek Station Pattern Company;
Martha Schellingerhoud, Aurora, ON;
Susan Purney Mark, Victoria, BC;

Hilary Rice, Stirling ON, MEstudios;
Merry May, Cape May, NJ;
Patricia Belyea, Okan Arts, Seattle WA; and
Cathy Miller, The Singing Quilter, Victoria BC

During our upcoming 2017-18 seasons, exciting plans are underway to have award-winning quilter and author Kathy Wylie offering a quilting lecture on Judging Quilts. In partnership with the Kanata Guild, we hope to bring renowned Edyta Sitar to our June 2018 meeting.

Our Programme Coordinators appreciate the suggested speaker names they receive from member and ask that you keep your suggestions coming.



WRAPPED IN RIBBON ENCORE PRESENTATION

with Sherida Giddings

March 11, 2017. Maximum 15. \$40

Sherida, our very own certified Judy Niemeyer instructor, is coming back by popular demand for a second workshop of the beautiful table runner, called "Wrapped in Ribbon". Those of you who have not done paper piecing before are in for a treat as Sherida's proven teaching techniques overcome any resistance. And those of you who HAVE done paper piecing with Sherida before – are also in for a treat! For more information on this beautiful project, see the link below.

<http://www.quiltworx.com/patterns/wrapped-in-ribbon-table-runner/>

Happy quilting!

For further information, please contact Irene Walker or Sandra Baynes, your workshop coordinators. ctgg.workshops@gmail.com

Location: Notre-Dame des- Champs Community Centre at 3659 Navan Road, Navan, ON K4B 1H9 .

Time: 10:00 am—4:00 pm. (There's a lot to do, so please arrive a few minutes early to set up so we can get started right on time.)

Bring a lunch.





April 1 Workshop - Precision Piecing

with Michèle Gagné

We've called it "Back to Basics," we've called it "Aiming for Accuracy," and, whatever we call it, it's going to be all about PRECISION PIECING. The workshop will be led by Michèle Gagné, a revered member of our guild. Michèle has many years of experience as a professional in quilting, with a long resume in teaching, retail, long-arming and just about anything you can think of to do with quilting.

Michèle will be sharing her tips and tricks, everything you need to know to achieve your accurate 1/4 inch seam, how to make seams match, how to make star points pointy, etc. She will be demonstrating and explaining why things go wrong and how to make it right. By the end of the day, you will have the knowledge to make all your basic shapes more accurate, from four-patches, nine-patches, half-square and quarter-square triangles, to flying geese, sashing and corner stones, and you will understand why that fourth pinwheel point never seems to match, and how to make it behave! You will leave the class with a class project the size of a cuddle quilt, which will be a sampler of all everything you learn.

Suitable for quilters with some limited experience, and also for more experienced quilters who want to fine tune their techniques.

\$40 - starting at 10 a.m. and going until 4 p.m.

Limited to 15 participants



Autumn Leaves Curved Piecing Workshop

with Ruth Kennedy



Hosted by the Kemptville Quilters Guild

Monday, April 10, 2017 9:30am to 4:00pm

Southgate Church, Kemptville, Ontario

Cost \$40.00

Artist Ruth Kennedy from Fergus, Ontario has been quilting since 2000, but has had a lot of sewing exposure and experience since she was very young. Ruth loves sewing curves, and her award-winning quilt, "You Still Give Me Butterflies" was featured on an International Plowing Match brochure. CQA describes Ruth as "an enthusiastic quilter and teacher, who loves to share her quilting passion with others. She has always enjoyed creating with fabric and the sewing machine. This passion has been reinforced by teaching locally, at guilds across Ontario, and internationally. She has won many awards for her creations and has a strong focus on teaching others the creative possibilities of curved piecing. Finding friendly and enthusiastic quilters where ever she goes continues to fuel her passion for both quilting and teaching." If you missed Ruth's workshops at Quilt Canada 2016, you have an opportunity to take a class with her here in Kemptville.

The workshop is designed for confident beginners, as well as more experienced quilters, and uses a novel technique with endless possibilities. This technique involves piecing together from the top, using a fine zig-zag (or hand work) while hatch marks on the freezer paper design ensures precise piecing of sometimes difficult curves. Although a pattern is supplied to introduce the method, this really is a technique class. Part of the day is spent helping you discover the flexibility and possibilities of this new skill set.

It is sure to be an enjoyable day where you will learn a new technique, stimulate the creative thought processes and enjoy the company of other participants. Contact Ann Hedberg at annhedberg529@gmail.com to reserve your spot, or call 613-989-2628.



What's new?

Accuquilt GO dies

You asked, and we heard! As mentioned in the President's message, in response to the recent survey, a number of new Accuquilt dies have been purchased for guild members' use. These dies, and the cutter, are available to be used at the NDC hall during Sew Days and Retreats. The equipment is not to leave the building. If not attending the sew day or retreat, you may drop in to use the supplies.

A few tips for correct usage of the machine:

- No more than 4 – 6 layers of fabric to be cut at one time. If you have fusible web on your fabric – it is considered a layer, so include it in your count! If too much fabric is forced through the roller, it creates strain which could break the machine. Accuquilt recommends cutting flannel one or two layers maximum. Please be cautious.
- Place your fabric to cut on the lengthwise grain if possible. Your cut will be more accurate, no distortion.
- If you are using a die with more than one shape, place your fabric and mat over the shape you want. No need to waste fabric on the other shapes, and adds to the longevity of the mat.
- If repeatedly cutting the same die, use a different part of the mat. Shifting the placement of the mat even slightly means it isn't contacting the blades in the same spot every time. This will extend the mat's life.

Visit www.accuquilt.com for more tips, patterns and ideas!

If you have ANY questions about the Accuquilt, please don't hesitate to ask.



Quilt Show

<http://www.regionofyorkquiltersguild.ca/quilt-show/>

The Quilt Show Features:

- Quilt Exhibition
- Vendors
- Tea Room

Admission is \$7

April 1: 10:00 am to 5:00 pm

April 2: 10:00 am to 4:00 pm

Location:

Newmarket Community Centre
200 Doug Duncan Drive
Newmarket, Ontario



March Guest Speaker: Sherri Hisey

Our March speaker, Sherri Hisey of Border Creek Station Patterns Company, will be challenging our imagination with her lecture on “Settings & Borders”. Come prepared to concentrate on how to set those blocks into a design of your own, decoding the math and some basic rules of thumb of quilt designing.



Border Creek Station Pattern Company came into being with a lot of persistence from friends, especially my best friend Martha and most importantly my husband Ron. Without their loving support, let’s face it, I would never have had the guts to do it!

I love everything about quilting. The fabrics, the techniques, patterns, piecing, appliqué - absolutely everything not to mention all the great people that I have met because of it. And to think that I began quilting almost by accident. In 1982, while visiting my retired parents in Florida I received a call from my friend Jackie who said that I better bring fabric home because she had just signed us up for a quilting class! Well, Jackie and I took that beginner class three times, yep, that’s right three times! Unfortunately, that quilt still remains a UFO in my cupboard... somewhere.

So now you know my secret. Quilting did not come easy. I wanted to sew and create family heirlooms but everything I touched just would not work out. Okay, maybe it wasn’t *that* bad, but looking back it sure seems like it was. When I started teaching, I decided that I did not want other quilters to suffer the frustration that I had gone through. Taking the mystery out of quilting became the focus of these classes with emphasis on solid basics so quilters would have confidence to complete the projects they wanted to, while keeping the emphasis on fun.

Early on, many of these classes were based on my own quilt designs, some of which have now developed into Border Creek Station quilt patterns. Well, maybe not the first ones. They are probably with my Beginner UFO in that cupboard ... somewhere. I strive to provide the very best in detailed and illustrated instructions throughout our pattern collection. You will find a variety of sizes and styles to suit your quilting whim and keep quilting fun, not boring. Skill levels are provided but I hope that following these carefully written instructions will help an enthusiastic quilter achieve more complicated patterns easier. I hope you enjoy our patterns.

I live in Kilworthy, Ontario Canada with my very supportive husband Ron (who helps by binding all of my quilts - he is a keeper!) and since our children have left the nest, we also keep busy with our two Small Munsterlander hunting dogs, Brodie & Lacie, who love the outdoors and of course, cuddling with quilts.

Sherri



Guild Retreats

Lynn Strban and Adele Sauvé

Advertisers

[Ottawa Sewing Centre](#)

[Mad About Patchwork](#)

[Wendy Foster Birch](#)

[Aunt Beth](#)

[Quilty Pleasures](#)

[Quilt et Coton](#)

[Textile Traditions](#)

[Flair with Fabrics](#)

[Phyllis Moody](#)

[Michèle Gagné](#)

[Frances O'Neill](#)

[Sew Inspired](#)

[Taylor Sewing Quilt Shop](#)

Our next in-town Retreats are:

Dates: April 21-23, 2017 or April 28-30, 2017
(choose one)

How to Register: If you would like to attend a retreat, there are three ways to register.

- 1) Online: <http://commonthreadquiltguild.ca/guild-activities/retreats/>
- 2) At Guild meetings
- 3) By email: ctqg.retreats@gmail.com

Location: Notre-Dame des- Champs Community Centre at 3659 Navan Road, Navan, ON K4B 1H9 .

Hours:

Friday 10:00—9:00 pm;
Saturday 9:00—9:00 pm; and
Sunday 9:00—4:00 pm.

Cost—including meals:

\$80 for guild members,
\$95 for non-members.

All participants are asked to help with set-up and take down as well as help with one meal serving or clean-up. A sign-up list will be available at the retreat for signing up for meals prep or clean-up.

If space allows Guild members may be able to sign up for a second retreat 1 week prior to retreat dates, please send email to:
ctqg.retreats@gmail.com to check availability.

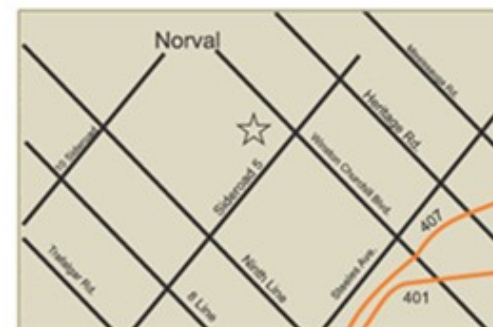


Canada, Strong And Quilting! Quilt show will feature:

Quilts! Quilts! Quilts! • Merchants' Mall • Members' Boutique
Toonie Draw • Challenge Quilts • Tea Room

www.hhqg.ca

Admission: \$7.00



Location: **Croatian Franciscan Centre**
9118 Winston Churchill Blvd. (at Sideroad 5)
Norval (in Halton Hills), Ontario
Look for the two church steeples.



Executive Committee

President: Tammy Davies
Vice-President: Debbie Isaac
Secretary: Kathy Scolah
Treasurer: Kathryn Barr
Past-President: Chantale Richard
Programme: Linda Won
Shirley MacFadden-Geiger

Retreats: Lynn Strban, Adele Sauvé

Website: Ann Knechtel

Standing Committees

Membership: Lyse Potvin, Sylvie Proulx

Workshops: Irene Walker, Sandra Baynes

Community Projects: Catherine Parkinson

Library: Liz Villeneuve

Newsletter: Ann-Louise Masek, Eve Luecke

Shop of the Month: Catherine Patterson

Challenge: Linda Won
Shirley MacFadden-Geiger


Fat Quarters : Del Jazey, Susan Baker

Mystery Quilt

Mystery solved! By now, everyone involved has had a chance to see the final clue in the Merry Mayhem Mystery Quilt you've all been working on. If you follow the guild's Facebook page, you'll see some members have already finished and posted photos.

A reminder that when you signed up for the free Mystery Quilt, you agreed to show your quilt in whatever state it is in at the May 2017 Annual Meeting and Social. If you weren't at the February guild meeting, you missed the explanation of why we asked for you to agree to display your work. Years ago I saw a guild display their Block of the Month challenge. There were beautiful finished quilts hanging, finished tops not quilted, stacks of blocks, and yes, a stack of fabric that spoke volumes. Real life gets in the way of our best intentions, and every quilter I know could relate to that stack of fabric.

We want to see your quilt in May, no matter if it is completed or not. There will be prizes to win, some for work completed, and some for work in different stages! Excited to see everyone's colour scheme!






QUILT & COTON
819.617.6777 FAX: 1.855.617.6777
info@quiltetecoton.com
WWW.QUILTETECOTON.COM

Annie Senneville, courtepointière
courtepointes • tissus • accessoires • ateliers

110, rue Georges, unité 15, Gatineau (Secteur Masson-Angers), QC J8M 1A2



Quilting Specialists
Fabrics, Notions and Classes
Sewing Machines and Sergers
Servicing all Brands
Authorized JANOME and PFAFF Dealer

2211 St Joseph Boulevard,
Orléans, Ontario
K1C 2A7

Tamara Allmendinger ~ Manager

www.quiltypleasures.ca
info@quiltypleasures.ca
613-834-3044

Flair & with fabrics
www.flairwithfabrics.com

3 King Street,
Chesterville
Ontario K0C1H0

Ruth Liscumb
– Owner –

Opening Hours:
Monday to Thursday: 9:00–5:30
Friday: 9:00–6:00
Saturday: 9:00–4:00

Telephone: 613-448-9032 E-mail: rliscumb@gmail.com

100 percent cotton quilting fabric, flannel, 108 inch cotton backing, yarns,
knitting supplies, gifts, accessories, notions, and more...




Library Liz Villeneuve


I want to remind everyone that inventory month is May. No books will go out in May; lending will resume in June to members who have a membership for the 2017- 2018 year. A reminder that overdue items are assessed fines at one dollar per item per month.

New books this month:


ART QUILTS INTERNATIONAL
Abstract & Geometric




Art Quilt International Abstract and Geometric (741) by Martha Seligman contains stunning photographs of 124 quilts from 18 countries. There are extensive discussions with 29 quilt artists where they describe their creative journeys and challenges. Martha Seligman is the executive director of Studio Art Quilt Associates (SAQA)




Quilting Is My Therapy (742) by Angela Walters describes her personal journey from her first quilting lessons with her husband's grandfather to the acclaimed modern quilt artist she is today. Photography of many of her quilts and close up views of her work show her intricate machine quilting. Along the way she gives the reader insights into her creative process.



Artful Improv (743) by Cindy Griselda is an addition to our books on improvisational quilting. The author began as a traditional quilter and progressed to making contemporary art quilts. The elements and principles of design are discussed and then she takes you from selecting fabric to your final unique creation. She encourages quilters to go ahead and experiment and let go of perfection.



The Complete Guide to Machine Quilting (744) by Joanne Zeiser Poole is subtitled "How to use your home sewing machine to achieve hand quilting effects". This book was a generous donation. The author calls this book a classroom in a book. Geared to the beginner, it covers the basics of machine quilting with a few projects and quilting motifs in the last chapters.



Walk: Mastering Machine Quilting with your Walking Foot (745) by Jacquie Gering begins by teaching you how to use a walking foot and how to prepare a quilt sandwich. The next chapters contain explanations and directions for quilting lines, gentle curves, using decorative stitches, quilting in reverse and finally turning designs.



Library ...continued

New magazines:

- Quilting Arts for Feb/March 2017
- Fons and Porter's Love of Quilting March/Apr 2017
- Make It! Patchwork (from the editors of Modern Patchwork) 2017
- Springtime Quilting from Quilter's World May 2017
- Modern Patchwork March/April 2017
- Sew Scrappy from Better Homes and Gardens 2017 vol 1

New Rulers: The guild has purchased some special rulers and they can be borrowed from the library with a limit of 2 rulers per month.

- ♦ 60 degree Triangle Ruler from Creative Grids for up to 12 inch 60 degree triangles
- ♦ Tucker Trimmer for accurately trimming down pieced squares up to 5 1/4 inches (Deb Tucker)
- ♦ Rapid Fire Hunter's Star for 5,6,7 or 8 inch Blocks: Petite Star Template (Deb Tucker) and
- ♦ Rapid Fire Hunter's Star for 7,8, 9, and 10 inch blocks: Large Star Template
- ♦ Flying Geese Ruler for up to 6 by 12 inch blocks (blocloc)
- ♦ Sidekick from Jaybird Quilts cuts diamonds, 60 degree triangles and half triangles up to 4 inches
- ♦ Hex N More from Jaybird Quilts cuts Hexagons, 60 degree triangles, half hexagons and jewels This is a larger ruler than the Sidekick

You can reserve items through the website or in person in the library



SEWING KITS FOR REFUGEES

We have a good collection of sewing boxes and supplies for making up sewing kits for newcomers to Canada, but would be happy to receive more, along with a small donation (we suggest a toonie) so that we can purchase any items for which we have a shortfall.

These will be made up into sewing kits and donated to the Rockcliffe-Rideau Community Resource Centre, which gives a great deal of assistance to the families who have settled in the neighbourhood of Donald Street.

What goes into a basic sewing kit?

- Scissors
- Measuring tape
- Thread (one dark, one light, but also coloured, per kit)
- Hand needles
- Needle threader
- Thimble
- Straight pins and safety pins
- Pincushion (maybe you'd like to make one?)
- Buttons
- Seam ripper
- Miscellaneous items also welcome, especially if they have to do with repairs or mending, such as snaps, hooks and eyes, hem tape, Velcro, knee/elbow patches.

(Just a note, for sharp items such as needles, pins, etc., please place them in a container, wrap them or tape them up so that they won't prick people handling them.)

Thanks for making a personal contribution to the lives of our newest Canadians!





AUNT BETH'S QUILT WORLD

3217 Navan Road RETIREMENT SALE

I have retired from TOH and now can
concentrate on closing Aunt Beth's!!!!

I will be open Thursday, Friday and Saturday 10am to 2pm.
Later if you call ahead. Bring only your best friends!!!

Other days by chance or by appointment!

613-837-6222 email: auntbeth@rogers.com

Fabric by the metre - 50% (EG: \$6.00-\$8.00)

Books and notions-25%

Payment by cheque or cash please!

Free magazines with purchase. Hope to see you soon!

Love and kisses

Aunt Beth





2017 Quilt Show & Sale

Celebrating Our Canada

Reflections from the 1000 Islands

Friday, May 26
10:00am - 5:00pm

Saturday, May 27
10:00am - 5:00pm

Sunday, May 28
10:00am - 3:00pm

Admission \$8.00 • Free Parking • Buses Welcome



Quilt pattern by Vivien Levermore available at show

Presented by

Thousand Islands Quilters' Guild

Brockville Memorial Civic Centre
Magedoma Drive, Brockville, Ontario

www.thousandislandsquiltersguild.com





Advertising Space

Business Card: \$8 / month
(3½" x 2" or 2" x 3½")

¼ page: \$16 / month
(4⅛" x 3½")

½ page: \$30 / month
(4⅛" x 7¼" or 8½" x 3½")

Full page: \$55 / month
(8½" x 7¼")

Contact

ctgg.newsletter.billing@gmail.com

Canadian Quilters' Association (CQA) Canada's Big Quilt Bee

To celebrate Canada's 150th birthday we want you to be part of Canada's biggest Quilt Bee!



The Big Quilt Bee will be held June 14-17, 2017 at Quilt Canada 2017 in Toronto, ON. We'll have sewing machines, long arms, mid arms and an army of volunteers ready to work on quilt tops and stacks of slabs made by hundreds of Canadian quilters. But your help is needed!

Our goal is to make and donate 1,000 quilts for kids at Ronald McDonald Houses across Canada!



Here's where we need your help. We need lots of quilt tops and 12 ½" slab blocks incorporating at least one piece of special Canada fabric



Frances O'Neill
Quilter

Fran's Quilting Services

Workshops, Commissions, Private Instructions, Patterns

BY APPOINTMENT ONLY

60 Sparrow Way
Ottawa, Ontario
Canada K1V 9H5

Tel: (613) 733-7865
E-mail: franquilts@rogers.com
Website: www.fransquilting.com

Please contact to receive emails on Upcoming Classes.

Pauline Clarke

613-866-2992

Computerized Long Arm Quilting
Quilt Restoration & Memory Quilts
Canada's Initial Glide Thread Distributor



email: pauline@3dogsquilting.ca

www.3dogsquilting.ca



TAYLOR SEWING QUILT SHOP

The friendly quilt shop where you'll always bump into your friends. Come on in for advice, classes, patterns, fabrics, Monks cloth, books, notions, batting and sew much more!

JANOME

Mon-Fri 9-5, Sat 9-4

PFAFF

7712 Kent Blvd, Brockville 613-342-3153
www.taylorsewing.com

SEW INSPIRED
A Refuge For Quilters & Sewers

106 John Street North
Arnprior, ON K7S 2N6
T 613.623.0500

info@sewinspired.ca
www.sewinspired.ca

Creative Ideas Fabric Pattern Notions Sewing Machines Sewing Classes
Authorized Pfaff Sewing Machine and Serger Dealer



MEMBERSHIP Lyse Potvin and Sylvie Proulx



Membership fee after Jan 1, 2017 is \$18 cash or cheque.

“Half Full or Half Empty” - No matter what your point of view, membership is now half price!

This is the time to get all the benefits that a membership brings, for half the cost.

See you soon !!

Lyse and Sylvie

Membership year is from June 1, 2016 to May 31, 2017.

A friendly reminder that you must show your membership card upon arrival at meeting night, however; in case you have forgotten or lost your card, we will have a printed list in order to verify.

Non-member/guest fee is \$7.





Sales & Service, Parts & Notions,
Sewing & Quilting Machines Sergers/Overlock,
Steam Presses & Cabinets, Embroidery Machines
Service to all Makes & Models
Authorized dealer for Brother, Singer and Juki.



If you've ever dreamed of making incredible quilts and fashion-forward creations, shop at Ottawa Sewing Centre

#104B - 1390 Clyde Ave, Ottawa ON K2G 2H9
613-695-1386 info@ottawasewing.com

Store Hours: 10:00 – 6:00 Monday – Friday
10:00 – 5:00 Saturday
Anytime at www.ottawasewing.com



Wendy Foster Birch

Superior Threads
Madeira and Yenmet

613-582-3811
fosterwen@yahoo.ca

*Machine Quilting Services,
Thread Supplies and Teaching*

Phyllis' Home Decor

Home Decor Sewing
Custom Quilts
Longarm Quilting

1727, des Pommeters
Pincourt, Qc
J7W 0A5

514-425-0775
phyllis.moody@sympatico.ca
www.phyllishomedecor.com

Phyllis Moody
Authorized Gammill Representative

MOVED TO A NEW LOCATION

Michèle Gagné Quilting

Longarm Machine Quilting & Quilt Finishing Services
mgagne@xplorennet.ca
613-558-4125

2695 Bouvier Road, Hammond ON K0A 2A0
Embroidered Custom Labels, Binding, Lectures & Workshops
Bilingual Service

GN Your invitation to
The Grand National 2017
OH! CANADA

The Committee of The Grand National challenges you to create a work of quilt art that captures the essence of your part of Canada – its history, its geography, its cultural diversity, its traditions... reasons for celebrating 150 years of our glorious nation.

Detail of Indian Splendour by Donna Funnell (GN 2015 - Connections)

The Grand National Quilt Show 2017
Oh! Canada

Joseph Schneider Haus Historic Site
466 Queen Street South
Kitchener, ON, N2G 1W7

2017 Dates to Remember

Entry Submission Deadline: February 24, 2017
Accepted Entry Received at Joseph Schneider Haus by March 31, 2017

Exhibition Opens: May 7, 2017
Opening Reception: Sunday, May 14, 2017
Show Conclusion: September 3, 2017

The Invitation to Enter is available at
www.grandnationalquiltshow.ca



**Community Projects
Outreach Recipients:**

Ottawa General Hospital
Cuddle Quilts: 22" x 22"

CHEO Dialysis: 40" x 60"

Eastern Ottawa Resource
Centre, Orleans: 40" x 60"

Interval House, Ottawa:
any size

The Infant and Child
Development Program of
Algoma Public Health,
Ontario: 40" x 50"

Chernobyl, Europe: any
size

Cornerstone Housing for
Women, Ottawa; 40" x
60" or larger

Sew Days at Notre Dames des Champs

Laurelle Callaghan and Barb Zabchuk are hosting "no frills and no fuss" sew days on the second Saturday of each month starting in October 2016, through to June 2017 at the Notre-Dame-des-Champs Recreation Centre, 3659 Navan Road.

It costs just \$10.00 for members and \$12.00 for non-members to cover the facility's rental expenses.

Sign-up for any of these Sew Days dates at our regular meetings:

- ♦ April 8th
- ♦ May 13th
- ♦ June 10th (TBD, if enough Quilters are interested)

