

The Common Thread QUILT GUILD

Next Meeting:
October 11, 2011

October 2011

Doors open at 6:45 p.m.
and the meeting starts at
7:30 p.m.

Programme:
*Sherrill Crowder and Janet
Hope*

This month, **Michèle Gagné**
will share her wealth of ex-
perience and unique ap-
proach to colour selection.
The topic is How I choose
my colours.

Shop of the month:
Running Stitch

Fat quarter theme: Leaves
and Fall Colours

President's Message - Susan Baker

As the impending arrival of our first grand-
child is drawing closer I have begun to
think about Nana's baby quilt.

I seem to have a renewed sense of pur-
pose that this quilt will help me fulfill. The
anticipation of the baby's birth presents
the most exciting news but I am also excit-
ed to begin my quest for the right pattern
and fabrics.

I am certain that each Grandmother-to-be
who is a quilter has or will have these
same feelings. However, I am experienc-
ing a renewed enthusiasm to quilt even
though quilting is still a relatively new hob-
by and falls into the "work" category for
me. I find it difficult to set myself to task
and just get to it! Any suggestions to help
with motivation would be welcome! I am
hoping this project will be the start of

something and that many more quilts
will be in my future.

Many quilts given as gifts stay in a
family for more than one generation
and become a treasured item that is
enjoyed by more than the original re-
cipient. All baby quilts are made with
love and each tiny recipient is as
unique as the quilt itself.

I hope my quilt will be looked at and
handled in the future and that some-
one will ponder for a moment to think
of its creator and understand the love
that the quilt will represent.

Happy Quilting,

Susan

REMINDER

THE TWO METER MARATHON FINISHES ON
OCTOBER 11

32 members signed out fabric. Let's see 32
returned items by the October meeting!



More details
on page 6...

Inside this issue:

President's Message	1	Workshops	7
Library	2	Retreat Reminder	7
Membership	2	Upcoming Events	8
Calendar 2011-12	3	Fat Quarters Club	8
Quilt Musing	4	Newsletter	8
Community Projects	5	Announcements	8
In Other News	6	CTQG Membership Directory	9
Challenge 2012	7	Quilt Show 2012	10

Executive Team

President	Susan Baker
Vice-President	Shirley MacFadden
Past-President	Linda Won
Treasurer	Catherine Parkinson
Secretary	Judy Loree
Program	Sherrill Crowder Janet Hope
Workshops	Sylvie Proulx
Library	Del Jazey
Membership	Nancy Francis Rachel Mathews
Retreats	Barb Till
Newsletter	Andrée Faubert
Challenge	Johanna L. MacDougall Nancy Stass
Web Mistress	Christine Scharf Andrée Faubert
Community Projects	Victoria VanderLinden
Fat Quarter Club	Cathy Newman
Shops of the Month	Katherine Patterson

CTQG Mailing Address:
P.O. Box 62022
RPO Convent Glenn
Orleans, ON K1C 7H8

To reach members of the executive, write to
info@commonthread.on.ca



Frances O'Neill
Quilter

Fran's Quilting Services
Workshops, Commissions, Private Instructions, Patterns

BY APPOINTMENT ONLY

60 Sparrow Way
Ottawa, Ontario
CANADA K1V 9H5

Tel: (613) 733-7865
E-mail: franquilts@rogers.com
Website: www.fransquilting.com

Library - Del Jazey

The library urgently needs more volunteers. If we have enough people, it would not be necessary to be there each month. The library is a great resource for our members but we do need help.

We have some new books on offer for October. Come and see what is new.



Authorized PFAFF and Janome Dealer

Offering a Full Range of Supplies
for the Creative Quilter:

Fabrics
Notions

Books, Patterns & Classes
Sewing Machines and Sergers

2211 St. Joseph Boulevard,
Orleans, Ontario K1C 7C5
Tel.: (613) 834-3044

Membership - Nancy Francis and Rachel Mathews

To date, we have 180 members in the Guild, of which 18 are new members.



WELCOME

Calendar of Events 2011 - 2012 Season

Date	Event	Details
October 11, 2011	Regular meeting Challenge kits handed out	Program: Michèle Gagné Shop of the month: Running Stitch Fat quarter theme: Leaves and Fall Colours
October 15, 2011	Workshop: Trip Around the World	Vicky VanderLinden
October 28 - 30	In-town retreat	Notre-Dame-des-Champs Community Centre, 3659 Navan Rd.
November 8, 2011	Regular meeting	Program: Pauline Grondin Shop of the month: Quilting Quarters Fat quarter theme: Snowflakes and Snowmen
November 19, 2011	Workshop: "Grommet Bag"	Vicky VanderLinden
November 25-27, 2011	Out-of-town retreat	NavCan (Cornwall)
December 13, 2011	Regular meeting	Program: Holiday Social Shop of the month: Quilty Pleasures Fat quarter theme: Holiday Fabrics
January 10, 2012	Regular meeting	Program: Movie night Shop of the month: Dragonfly Fabrics Fat quarter theme: Batiks
January 27-29, 2012	In-town retreat	Notre-Dame-des-Champs Community Centre, 3659 Navan Rd.
February 14, 2012	Regular meeting	Program: Jennifer Hodge Shop of the month: Sew Inspired Fat quarter theme: Burgundy, Red & Pinks
March 13, 2012	Regular meeting	Program: Barry Moss Shop of the month: MadAboutPatchwork Fat quarter theme: Children's fabrics or Pastels
March 30 - April 1, 2012	In-town retreat	Notre-Dame-des-Champs Community Centre, 3659 Navan Rd.
April 10, 2012	Regular meeting Challenge quilts to be handed in by 9:00 pm sharp!	Program: TBD Shop of the month: Sew For It Fat quarter theme: Polka Dots
May 8, 2012	Regular meeting and Annual general meeting Judging of challenge quilts Challenge quilts from this year & last year handed in for quilt show	Program: Spring Social Shop of the month: The Country Quilter Fat quarter theme: Black and White and Red All Over
May 11 to 13, 2012	"Quilts in Bloom" Quilt Show	R.A. Centre, Ottawa
June 12, 2012	Regular meeting	Program: Deb Beirnes Shop of the month: Aunt Beth's Fat quarter theme: Sunset Colours - Reds, Oranges and Yellows

Quilt Musing Jane Maddin

I have been thinking about Quilt Labels a lot lately. I have a really good reason. And it starts with my Grandmother. My Dad's mom was a tiny little lady with white curly hair who always wore a dress and apron. In the whole time that my mother knew her, my grandmother NEVER had a cross word for anyone. She taught me how to knit (multiple times) and had beautiful flower gardens. Her first name was Gladys and I thought it was hilarious at the age of 11 when she told me her friends called her Happy Bottom when she was a girl. She was born in 1899.

In the early 1970s, when I was a teenager, she was hand piecing a quilt. I didn't pay an particular attention to it, and I can barely remember her working on it when we were there on holidays in the summer. Grammy made quilts for their original purpose - to recycle fabric into warm bedding. Their house had no indoor plumbing, and no central heating. The kitchen was heated by the coal oil/wood stove and there was a wood furnace that they set up in the living room in the winter. The rest of the house; two bedrooms and the dining room were not heated (i.e., read FREEZING cold in the winter). So quilts were a must.

After I was married, my grandmother died and my mother and father cleared out her house. They brought back three of grandma's quilts - two rather pretty ones AND the one that I had watched her piece. I inherited that quilt. Grammy used the quilt on her bed. I used the quilt on my bed and then on the spare room bed. Last winter I took it off the bed and folded it up - it was beginning to come apart - some of it at the seams, and some of it was simply fraying to pieces. I didn't dare wash it!

This summer I got the quilt out and looked at it. I think that Grammy must have bought some muslin and some solid mustard yellow fabric to go with the pieces of fabric that she had on hand. Mustard yellow not my favourite, but some of the blocks were really pretty. (Some not so much.) Some were not cotton, and the cotton-polyester had frayed apart. I hemmed and I hawed. I pondered. I shared on Facebook. And finally I took out a pair of scissors and cut out three complete, salvageable blocks and my favourite block which was



not complete (and part of another block so that I could make that one complete). I took pictures of the progress, including holding up the black garbage bag and bundling the bulk of my Grandmother's quilt into it. (My husband thought I was crazy for taking a picture of the garbage bag!) The quilt had been tied with yellow yarn, and stuffed with something gossamer and white. Then I handwashed the four blocks using an old style soap and carefully appliquéd them onto a piece of white on white fabric that will not (at least) detract from the original blocks. I will trim that eventually and machine quilt it (to within an inch of its life) to stabilize the blocks.

What does all this have to do with quilt labels you ask? Well, I'll tell you. There was no label on the quilt. I don't know whether anyone besides my grandmother pieced the blocks. I didn't know the name of the pattern - although someone on Facebook did! I do not know what the batting was (maybe washed wool right off the sheep!), I didn't know how long it took Grandma to make it, whether someone helped her with the tying, who put the binding on, and whether the fabric she used was taken from clothing she disassembled, or from bags of scrap she had left over, had bought or was given.

When I get my little wall hanging done, you may rest assured that I will be putting ALOT of information on the back! Who made the blocks originally, and roughly when; the name of the pattern, how I altered it, what the batting is composed of and how I quilted it. I believe I'll give this to my daughter, who when she saw the pictures of the quilt with big pieces cut out of it, wailed, "But I loved that quilt!" over the internet from Calgary. I truly do think that Grammy would have approved though! I felt happy while I was cutting it up (even though one of my cats nearly lost a paw. She LOVES quilts on the floor!) I will remember Grammy every time I look at this wall hanging!

Community Projects *Committee: Barb Donaldson, Catherine Senecal, and Victoria VanderLinden*

How do you help? You can sign out a bag of donated fabric to sew into a top or finished quilt; or sign out a quilt top to be quilted; or donate a quilt, backing or batting.

1) The Common Thread Quilt Guild collects monthly donations of **Cuddle Quilts** for use at the **General Campus** of the Ottawa Hospital. **Our goal for 2011-2012 is 350. 46 were delivered last month.**



SIZE MATTERS: Check out the size requirements: for optimum utility, please make your Cuddle Quilts 18" x 24", or make them 22" square. Our battings and backings are cut 24"x 24" to finish 22" square.

2) We support the Violence Against Women program and Seniors programs at the **Eastern Ottawa Resource Centre** with adult themed Comfort Quilts (40" x 60").

3) We support the **St. Mary's Community Outreach Centre** with baby/child themed quilts (anything from 30" x 40" to 40" x 60"). The young mothers benefit from counseling and instruction.

4) CHEO Children's Oncology -We have committed to supplying 20 child (anything from 30" x 40" to 40" x 60") and 20 teenage (40" x 60") quilts for the CHEO Children's Oncology unit. Last year they needed several for the 2-10 year olds. Lately they are seeing a need for the young teen age group, and there is always a surge in new cases just before Christmas. We will be making our first delivery in early December. For best usage, give unisex quilts with no age specific fabrics: i.e.. cuddly plaid flannel is OK, nothing too pink and girly, nothing with baby toys, think bright and geometric or summer camping.

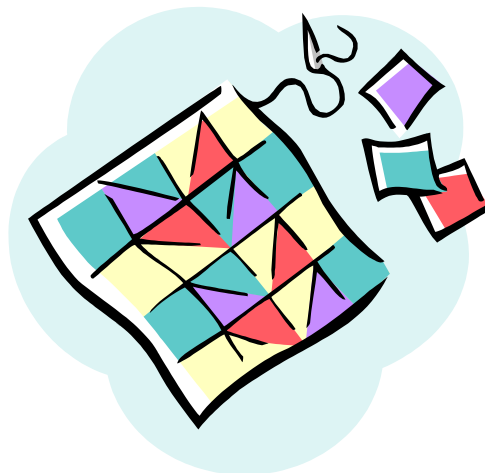


NEW and NEWS

5) You ladies are so generous with your talents that Victoria is always looking for more places to give Guild quilts.

This year, we have committed to giving quilts to three orphanages in Chernobyl, Belarus. The client ages range from newborn to adult, because being handicapped in Belarus means being sidelined forever. The "orphans" include deserted children, children of missing parents, malformed children and the physically/mentally handicapped. They need quilts to keep them warm in their antiquated buildings. Make us any theme, any size, and we can depend on volunteers taking them over and personally delivering them.


Please turn them in by the December meeting. (If you signed out something a long time ago, this would be a good time to get 'er done.)



In Other News

TWO METER MARATHON FINISHES ON OCTOBER 11

32 members signed out fabric. Let's see 32 returned items by the October meeting!



Remember that to be eligible for the prizes drawn in November, the following rules must have been followed:

- The two meters signed out must have been used up. No returns!
- Quilt **TOPS** must be no larger than 42" x 62" and the label must be returned
- Finished **QUILTS** must be a minimum of 40" x 60" or can be larger.
- The label must be attached to the finished quilt.
- **Cuddle Quilts** (22" x 22" or 18" x 24") must have a label attached.



New Location

2679 Alta Vista Dr., Ottawa ON K1V 7T5
(Alta Vista Shopping Centre – Alta Vista Dr. At Bank St.)

613-521-9839

Open Monday to Thursday 10 to 5:30 s Saturday 10 to 5

Community Projects is no longer accepting donations of fabric until we have worked through the present inventory. Please direct your donations to Victoria's Quilts or Quilts of Valour. **We still accept batting and fabric yardage for quilt backs.**

Upper Canada Village Quilt Show



The Guild participated in the annual quilt show at Upper Canada Village September 24-25.

Thank you to the volunteers, who set up, took down, gave quilts for display and took a shift to sit with the quilts and talk to the (impressed) public:

Sharon Kes, Nancy Stass, Catherine Senecal, Kaye Williams, Johanna MacDougall, Marjorie Hanson, Treena St. Michael, Victoria VanderLinden, Carol McDonald, Susan Woodhead, Brenda Calihoo, Barbara Donaldson, Cathy Sheldrick, and the honorary Guild member, Gerald VanderLinden who is always willing to carry the heavy stuff and hang the high.


THANK YOU!

To the Common Thread Quilt Guild,

Thank you so much for creating quilts for babies at the hospital. Our triplet boys were born on April 1, 2011 and had to stay in the hospital for over a month. The quilts were very cozy and welcoming and made all the wires and monitors seem to disappear.

All of our love and thoughts,

Natalie, Joe, Cole, Wyatt and Zane Allan



The Challenge Is For Every One

Johanna MacDougall and Nancy Stass

If you liked last year's challenge, you are sure to enjoy this one too! Again, it's something you can piece or appliqué. It can be abstract or life-like. A miniature or even a wheelchair quilt. It's something you can keep, make a present of, or donate to Community Projects. Nature and Children's themes can be worked into it. The possibilities are endless – as is your imagination. Whatever you're into, this year's Challenge is sure to please.

Just like last year, 34 members have signed up for the Challenge and 40 Challenge kits will be prepared. The fabric has been bought and the kits are being prepared. If you are interested in participating in the Challenge, please send me an email at challenge@commonthread.on.ca to reserve one of the remaining 6 kits.

The kits will be available for pick-up during the break at the October meeting. See you at the Challenge desk!

Workshops *Sylvie Proulx*

At this time, I've reserved the Notre-Dame des Champs Community Centre for all of our workshops this year. The Centre is located at 3659 Navan Rd. It's at the end of Mer Bleu, turn right on Navan Rd and, it's on the right hand side next to the "Park and Ride".

As mentioned at the September meeting, I have secured a couple of workshops, one on October 15, "Trip Around the World" and, on November 19, the "Grommet Bag", both with Vicky VanderLinden.

Have you ever done a "Trip Around the World"? Well now's the time to join the group and learn the "How to". Hey ... why not bring a quilting friend? As we still have plenty of room, if you are interested, send me an email to let me know and, I'll send you the instructions so that you can prepare in plenty of time. I will trust you to come pay me at the October meeting.

Take care and we'll see you soon ! !
Sylvie , Sylvie-Proulx@rogers.com
613 837-0156



Karine's Quilting Touch

Quilt making services

Karine Chapleau

kchapleau@rogers.com

(613) 824-9598

Appointment required!

Services guaranteed

Pick-up and delivery service available

Bilingual service available

- Special occasion coming up? Why not have a memory quilt made? Let me quilt it for you!
- Do you have that quilt top that just needs quilting? Let me help you. Give me a call.
- Get your quilt back within a month!

Upon presentation of this ad and your guild membership card, you will receive 10% off any quilting services.

Retreat Reminder *Barb Till*

The NavCan retreat is coming up soon! It's the week-end of November 25-27, 2011 at the NavCan Centre in Cornwall.

- Room rate is \$246.00 plus HST (2 nights)
- Rooms paid for at checkout
- Sign up by email or at the meetings.

Barb Till, retreats@commonthread.on.ca

Upcoming Events

Peace By Piece Quilt Show at

St. Andrews United Church, 2557 Old Montreal Rd, Orleans.

October 14 and 15: 10am to 4pm both days.

Featuring quilting artists: Michele Gagne and Wendy Foster. Over 250 quilts to be displayed and jewellery designs by Danielle. For further information contact:

Elaine (613) 833-2826
or Marilyn (613) 446-5750.



Rouge Valley Quilters' Guild 2011 Quilt Show and Sale

October 15 & 16, 2011

Ajax Community Centre
75 Centennial Road, Ajax
Admission \$5.00

Display of quilts, merchants marketplace, Guild shop, on-site quilt appraiser, miniature auction, raffle quilt, cafe, daily door prizes!

Certified Quilt Appraiser Rosalie Tennison

Call 905-953-1441 for appointment or drop-in.

See www.rougevalleyquiltersguild.com

Fat Quarters Club *Cathy Newman*

Remember, each month, a member or guest of the Guild may bring a fat quarter (or more than one) to the table and have the chance to win them all!

Here are this year's upcoming themes:

October: Leaves and Fall Colours

November: Snowflakes and Snowmen

December: Holiday Fabrics

January: Batiks

February: Burgundy, Red & Pinks

March: Childrens fabrics or Pastels

April: Polka Dots

May: Black and White and Red All Over

June: Sunset Colours - Reds, Oranges and Yellows



Fabric & Wool ♦
Patterns ♦ Notions
♦ Sewing Machines ♦

Quilting, Sewing and
Knitting Classes

Authorized Pfaff and Janome Sewing Machine and Serger Dealer Sales and Service

Come and see our fabric selection – we specialize in batiks, Kaffe Fassett, and McKenna Ryan

Store Hours Mon-Fri 10-5, Sat 9:30-4

106 John St. N, Arnprior ON
Phone (613) 623-0500 Fax (613) 623-0434
www.sewinspired.ca Email: info@sewinspired.ca

Newsletter *Andree Faubert*

Is there anything you would like to share with your fellow guild member? We'd love to hear from you.

The deadline for submission to the November newsletter is Thursday, October 27th, 2011.



Announcements

FOR SALE: beautiful new wooden quilt frame with attached light. Paid \$700.00. Asking \$200.00. Contact Mary Lou at 613-836-4291

The Running Stitch

"...Where we Inspire You to Create"





Your Complete Quilting Supply Store!

- Full Class Schedule
- Private Lessons
- Authorized Bernina Dealer
- ...and much more!

Visit our website: www.therunningstitch.ca
 Blog: <http://runningstitchca.blogspot.com/>

The Running Stitch is home to



For all your custom quilting, pantographs and quilt basting needs!
 Jody Taylor, owner
 Long arm quilter, and quilting related workshops & event planner

Bravo Quilt Studio Tel.: (613) 963-9664
 Email: bravoshow@rogers.com
 Or come to The Running Stitch
 to see Jody in her studio!



Common Thread Quilt Guild Membership Directory

Are you one of the members who would like to have a listing of their fellow quilters? At the June meeting, we will begin collecting the information from those members who wish to be in a Directory. Look for the Directory table at the back of the room.

FYI: The Directory is for the use of the members of the Common Thread Quilt Guild.


It will only be available in paper.

It will only be distributed to those members who have included their contact information.

The Directory will contain only that information which the member is willing to release: we require NAME and ADDRESS; you select PHONE and/or EMAIL.

The member must return a form by October 11 to be in the Directory to be distributed November 2011.

The option to enroll in the Directory will be listed on the Membership sign-up form next year.



Quilt Show 2012

Linda Won

Have you decided on the quilt or quilts you plan to enter in our Quilt Show? I am sure the ideas are budding and your quilt will be in full bloom by next Spring.

Remember...

- Entrants must hold a valid membership (2011-2012) in the CTQG;
- Only members as of December 31, 2011 will be eligible for prizes; and
- Your entry must not have been displayed at a previous quilt show put on by the CTQG.

Categories

We have 8 categories for which you could win 1st, 2nd or 3rd prize. The categories are:

BED QUILTS:

1. LARGE: a quilt with a perimeter of 340" or more
2. MEDIUM: a quilt with a perimeter of 270" - 339"
3. SMALL: a quilt with a perimeter of 269" or less

WALL QUILTS:

A quilt that is designed to be hung for decorative purposes. These will be grouped according to the following criteria.

4. PIECED: more than 50% pieced
5. APPLIQUÉ, MIXED and OTHER TECHNIQUES: more than 50% appliquéd or quilts using other techniques such as embellishment, embroidery; whole cloth quilts, etc.
6. MINIATURE: The quilt must have a perimeter less than 96" total. If blocks are used they must be 3" or less. A bound full-size block is not considered a miniature. The overall pattern must show a miniaturization of a quilt.
7. ART QUILT: The work as a whole must be original in concept, be made primarily of fabric and may incorporate unconventional techniques and embellishments.

CLOTHING & ACCESSORIES:

8. Fashionable and wearable items, a visible portion of which includes quilting.

Members may enter up to five (5) pieces (excluding challenge wall hangings and workshop projects). So please, start working on your quilts. Your effort is what will make our show a success.
