

The Common Thread QUILT GUILD

Next Meeting:
November 8, 2011

November 2011

Doors open at 6:45 p.m.
and the meeting starts at
7:30 p.m.

Programme:

*Sherrill Crowder and Janet
Hope*

Our speaker this month is
professional storyteller and
heritage performer, **Pauline
Grondin**. Her program
showcases handmade quilt
designs from Canada's past
along with their accompa-
nying traditions, stories and
superstitions. Succeeding
generations of Canadian
women were united by the
quilts that were the work of
their hands and their
hearts.

Pauline's website is
www.paulinegrondin.com

Shop of the month:
Quilting Quarters

Fat quarter theme:
Snowflakes and Snowmen

President's Message - Susan Baker

As our days get shorter and our tempera-
tures colder we are all beginning to think
of inside projects. The perfect time to
quilt! I continue to be amazed at the fab-
rics one can find.

Some of you are aware that I am a dedi-
cated hockey fan, actually a fan of many
sports but hockey is my number one fa-
vourite, and therefore you will hardly be
surprised that the beginning of hockey
season is a happy time for me and that my
Sens jersey has been worn and led us to a
recent victory. Now, before all of you non-
hockey fans begin to groan, I mention this
as a lead up to my recent trips to quilt
shops in search of the perfect fabric for my
baby quilt!

Imagine my surprise when I saw a panel of
the surface of the ice in a hockey arena! I
never expected to see such a fabric!
There were complimentary fabrics as well
that were hockey themed but not as excit-
ing. They were fun fabrics though.

I did not purchase this panel, as it was
not on my "baby quilt list" but I now
realize that this was a terrible mistake.
I have thought about this piece of fab-
ric several times since that day trying
to come up with a project to make
that would give me the reason to go
back to the store and buy it! That is if
there is still some left!

As a newer quilter I am still learning all
the time and the lesson that I take
away from this experience is that
when you see something new or dif-
ferent you buy it and worry about
what to do with it later! I know there
are many of you laughing at the mo-
ment as you have been in this position
yourself, at least once!

Have fun as you work on your current
project as it will help pass the dreary
days of November in a happy way!

Susan

Inside this issue:

President's Message	1	Challenge Update	6
Quilt Show Updates	2	Caring Quilters	6
Raffle - Quilts of Valour	2	Workshops	7
Calendar 2011-12	3	Retreat Reminder	7
CTQG Membership Directory	3	Upcoming Events	8
Quilt Musing	4	Newsletter	8
Community Projects	5	Quilt Show 2012	9
In Other News	6		

Executive Team

President	Susan Baker
Vice-President	Shirley MacFadden
Past-President	Linda Won
Treasurer	Catherine Parkinson
Secretary	Judy Loree
Chair of the Quilt Show	Linda Won
Program	Sherrill Crowder Janet Hope
Workshops	Sylvie Proulx
Library	Del Jazey
Membership	Nancy Francis Rachel Mathews
Retreats	Barb Till
Newsletter & Web Mistress	Andrée Faubert
Challenge	Johanna L. MacDougall Nancy Stass
Community Projects	Victoria VanderLinden
Fat Quarter Club	Cathy Newman
Shops of the Month	Catherine Patterson

CTQG Mailing Address:

P.O. Box 62022

RPO Convent Glen

Orleans, ON K1C 7H8

To reach members of the executive, write to

info@commonthread.on.ca



2679 Alta Vista Dr., Ottawa ON K1V 7T5
(Alta Vista Shopping Centre – Alta Vista Dr. At Bank St.)

613-521-9839

Open Monday to Thursday 10 to 5:30 s Saturday 10 to 5
Friday 10 to 5 (except July & August)


Quilt Show Updates

The Quilt Show Entry Rules are posted on the website at :

http://www.commonthread.on.ca/pdfs/EntryRules_2012.pdf



Raffle - Quilts of Valour



Quilts of Valour will be selling raffle tickets at the next Common Thread Guild meeting. Tickets are \$5.00 each on a draw for a queen size quilt which is appraised at \$1800.00

Calendar of Events 2011 - 2012 Season

Date	Event	Details
November 8, 2011	Regular meeting Quilts of Valour draw	Program: Pauline Grondin Shop of the month: Quilting Quarters Fat quarter theme: Snowflakes and Snowmen
November 19, 2011	Workshop: "Grommet Bag"	Vicky VanderLinden
November 25-27, 2011	Out-of-town retreat	NavCan (Cornwall)
December 13, 2011	Regular meeting	Program: Holiday Social Shop of the month: Quilty Pleasures Fat quarter theme: Holiday Fabrics
January 10, 2012	Regular meeting	Program: Movie night Shop of the month: Dragonfly Fabrics Fat quarter theme: Batiks
January 27-29, 2012	In-town retreat	Notre-Dame-des-Champs Community Centre, 3659 Navan Rd.
February 14, 2012	Regular meeting	Program: Jennifer Hodge Shop of the month: Sew Inspired Fat quarter theme: Burgundy, Red & Pinks
March 13, 2012	Regular meeting	Program: Barry Moss Shop of the month: MadAboutPatchwork Fat quarter theme: Children's fabrics or Pastels
March 30 - April 1, 2012	In-town retreat	Notre-Dame-des-Champs Community Centre, 3659 Navan Rd.
April 10, 2012	Regular meeting Challenge quilts to be handed in by 9:00 pm sharp!	Program: Sue Gieratz Shop of the month: Sew For It Fat quarter theme: Polka Dots
May 8, 2012	Regular meeting and Annual general meeting Judging of challenge quilts Challenge quilts from this year & last year handed in for quilt show	Program: Spring Social Shop of the month: The Country Quilter Fat quarter theme: Black and White and Red All Over
May 11 to 13, 2012	"Quilts in Bloom" Quilt Show	R.A. Centre, Ottawa
June 12, 2012	Regular meeting	Program: Deb Beirnes Shop of the month: Aunt Beth's Fat quarter theme: Sunset Colours - Reds, Oranges and Yellows



CTQG Membership Directory

If you signed up to be in the Guild Directory, your copy of the directory will be available for you at the November meeting.

Quilt Musing Jane Maddin

Have you ever taken on a task that you thought you couldn't do? Or maybe you discovered that part of a task was difficult - maybe more difficult than it looked at first glance.

I suspect that I am not the only one to have put my hand up when, perhaps, I should have kept it down by my side. I'm here to tell you that I have a high opinion of my abilities. I don't harbour a lot of secret fears about not being able to cope. My husband was in the military, and he spent quite a lot of time away, sometimes in far lands, sometimes not. I'm good in math, always dealt with the finances, raised the kids alone part of the time, and can change a light bulb.

What, you ask, does this have to do with quilting? I will elaborate! I volunteered to be the Program Coordinator for my new quilt guild. The old executive had had a brilliant and funny pair of ladies who ran the program and they were a hard act to follow. At my first meeting at this Guild, someone on that executive talked to the membership about the program - the executive had done all the work - they had a whole year of program ideas all lined up... All that was really needed was someone to write a little note for the newsletter and hold up the quilts for Show and Share. Maybe talk about spray basting or something once in the year. Well, heck, I could do that! So I put up my hand. (And joined the Guild, as you couldn't be on the executive without being a member!)

And they were right. I attended the first executive meeting. (Everyone was lovely!) There were more ideas than days to use them up (which really makes it easy). I don't have any problems with public speaking or with writing! So what was my problem? One of the things that the Program Coordinator may do (I didn't even HAVE to do it!) is to set up the Block of the Month. And this nearly stymied me! I think the big problem is that there are simply TOO many choices. And how do you convey the directions for whatever blocks you actually pick out, to the membership? Eeeeeek! I think panic wiped my mind completely blank! I have lots of books with quilt block patterns. The internet has WAY more. How would I possibly narrow the choices down? I fretted, worried and



procrastinated! Finally the meeting was nearly upon me and I had not done anything - made no decision, had set up no plan, and I didn't even know where to start.

I wrote a panicked note to a friend who runs a BoM asking for advice. I ALMOST asked him if we could just use his... but at the last minute my conscience wouldn't let me. He wrote back with some advice which was invaluable AND offered his BoM to me. It was close, I won't lie. But by then I had slept on the whole thing and had decided what to do. I picked a number of blocks (12), a size (12 inches finished) and a theme (9 patches). And then I found 12 blocks that I liked, in ascending order of difficulty and bingo! Block of the Month is ready. I think that the fact that I felt I wasn't going to be able to do this blinded me to the fact that I just needed to break the job up into smaller steps.

Just as I thought it was going to be super easy from there on, I discovered that there is a little hitch in the whole process. I have a book of 171 9 Patch Quilt blocks. It doesn't actually tell you how to put them together - it was published in the 1970s, and the lady who wrote it had, obviously, never heard of a rotary cutter, self healing mat, or strip piecing! I can figure out how the blocks go together, and I'll get that all written out, no problem. HOWEVER, I wanted easy, medium and more complicated blocks. I decided to start with Churn Dash. And then thought that the Double Monkey Wrench could be my second block. Those of you who are 'in the know' will be grinning broadly right now. Unbeknownst to me, they are exactly the SAME block. And a quick internet search pulled up 17 MORE names for the SAME block. So the joke was on me. In any event, our first block will be Churn Dash and I have found 11 other (all different) blocks that will work for my block of the month! Enjoy your quilting and remember, no job is too difficult if you just break it down into do-able steps!

Community Projects *Committee: Barb Donaldson, Catherine Senecal, and Victoria VanderLinden*

How do you help? You can sign out a bag of donated fabric to sew into a top or finished quilt; or sign out a quilt top to be quilted; or donate a quilt, backing or batting. **Community Projects is no longer accepting donations of fabric** until we have worked through the present inventory. Please direct your donations to Victoria's Quilts or Quilts of Valour. **We still accept batting and fabric yardage for quilt backs.**



SIZE MATTERS: Check out the size requirements: for optimum utility, please make your Cuddle Quilts 18" x 24", or make them 22" square. Our battings and backings are cut 24"x 24" to finish 22" square.

1) The Common Thread Quilt Guild collects monthly donations of **Cuddle Quilts** for use at the **General Campus** of the Ottawa Hospital. **Our goal for 2011-2012 is 350. 44 were delivered last month.**

2) We support the Violence Against Women program and Seniors programs at the Eastern Ottawa Resource Centre with adult themed Comfort Quilts (40" x 60").

3) We support the St. Mary's Community Outreach Centre with baby/child themed quilts (anything from 30" x 40" to 40" x 60"). The young mothers benefit from counseling and instruction.

4) CHEO Children's Oncology -We have committed to supplying 20 child (anything from 30" x 40" to 40" x 60") and 20 teenage (40" x 60") quilts for the CHEO Children's Oncology unit. Last year they needed several for the 2-10 year olds. Lately they are seeing a need for the young teen age group, and there is always a surge in new cases just before Christmas. We will be making our first delivery in early December. For best usage, give unisex quilts with no age specific fabrics: i.e.. cuddly plaid flannel is OK, nothing too pink and girly, nothing with baby toys, think bright and geometric or summer camping.



Frances O'Neill
Quilter

Fran's Quilting Services
Workshops, Commissions, Private Instructions, Patterns

BY APPOINTMENT ONLY

60 Sparrow Way Ottawa, Ontario CANADA K1V 9H5	Tel: (613) 733-7865 E-mail: franquilts@rogers.com Website: www.fransquilting.com
---	--

NEW and NEWS


5) In 2011, we have committed to giving quilts to three orphanages in Chernobyl, Belarus. For pictures and information, visit canadianaidforchernobyl.com

The client ages range from newborn to adult, because being handicapped in Belarus means being sidelined forever. The "orphans" include deserted children, children of missing parents, malformed children and the physically/mentally handicapped. They need quilts to keep them warm in their antiquated buildings. Make us any theme, any size, and we can depend on volunteers taking them over and personally delivering them. **Please turn them in by the December meeting.**

(If you signed out something a long time ago, this would be a good time to get 'er done.)

DO YOU HAVE SURPLUS BABY PANELS IN YOUR STASH?

The orphanages need bedding for newborns. If you have baby panels in your collection with no baby imminent, or the baby it was meant for is now in high school, how about whipping one up for Belarus? Please turn them in by the December meeting.



In Other News

THE TWO METER MARATHON PRIZES



**At the November meeting,
a draw will be held to award \$75.00
for a finished quilt,
\$15.00 for a 40" x 60" top, and
\$10.00 for a Cuddle Quilt**

A big **THANK YOU** to everyone who participated in the summer contest: 30 members signed out 65 meters of fabric, and, to date, 13 quilts, 7 tops and 16 Cuddle Quilts have been returned.

If you are one of the 10 participants who couldn't meet the deadline, we would still be happy to see your work returned at the November meeting!

Challenge Update

Johanna MacDougall and Nancy Stass

The challenge has been accepted!

You can find the challenge instructions on our website:

www.commonthread.on.ca



Caring Quilters *Pam Simons*

I recently travelled to visit my 92-year old grandmother in the hospital. She has been in and out of hospitals frequently in the last two years, and has been transferred several times between them.

What caught my eye immediately was the cat-themed quilt covering her legs. Surprised because she doesn't like cats, I asked for the story behind the quilt. She looked at the quilt with affection and told me it was a gift from the community. She told me she has been carrying this quilt with her on her hospital visits for quite some time.

I'm a quilter and could easily and happily have created a quilt for her. But, I think this one may have meant more. I don't think my grandmother would have taken a quilt from me with her to the hospital. She would have been too anxious that it would be stolen. The gift quilt wouldn't have caused her as much concern, at least not at first. Now I think she is pretty attached to it.

The quilt is small and portable. It is easy for her to tuck around her in bed or take with her on those precious moments of freedom when a visitor takes her outside in a wheelchair to enjoy the crisp autumn air. It also provides a ready topic of conversation for new visitors in those first awkward moments.

It means so much that quilters in her community took the time to give of their talents. I also don't forget those who have donated the fabrics and supplies. For those that are wondering about the people who get these quilts; if the quilts are appreciated. I have experienced firsthand that they are. I am thankful to have found our community of quilters and am making the effort to give back to my community too.

A quilt is not just a covering for warming the body. It is also for warming and uplifting the soul with the love that it represents. When my grandmother is feeling down and losing hope, she can look at her quilt and know that she is loved.

Workshops *Sylvie Proulx*

Our next workshop is Grommet Bag with Vicky VanderLinden, on Saturday November 19 and, there are still 5 available seats.

I'll have more workshops to announce at our next guild meeting.

Take care and we'll see you soon ! !

Sylvie , Sylvie-Proulx@rogers.com

613 837-0156

Retreat Reminder *Barb Till*

The NavCan retreat is coming up soon! It's the week-end of November 25-27, 2011 at the NavCan Centre in Cornwall.

- Room rate is \$246.00 plus HST (2 nights)
- Rooms paid for at checkout
- Sign up by email or at the meetings.

Barb Till, retreats@commonthread.on.ca



Karine's Quilting Touch

Quilt making services

Karine Chapleau

kchapleau@rogers.com

(613) 824-9598

Appointment required!

Services guaranteed

Pick-up and delivery service available

Bilingual service available

- Special occasion coming up? Why not have a memory quilt made? Let me quilt it for you!
- Do you have that quilt top that just needs quilting? Let me help you. Give me a call.
- Get your quilt back within a month!

Upon presentation of this ad and your guild membership card, you will receive 10% off any quilting services.

Realize Your Quilting Potential

(and some significant savings!)

Buy the **Pfaff quilt expression 4.0 sewing machine** for only \$1999*

THEN

Get \$100 back from Pfaff's mail-in rebate**

Come see us for details and a test drive!

* MSRP \$2699

**offer valid until December 15, 2011



Authorized PFAFF and Janome Dealer

2211 St. Joseph Boulevard,
Orleans, Ontario K1C 7C5
Tel.: (613) 834-3044

www.quiltypleasures.ca

PFAFF



Offering a Full Range of Supplies for the Creative Quilter:

Fabrics

Notions

Books, Patterns & Classes

Sewing Machines and Sergers

Upcoming Events

Quilts of Valour Ottawa Area Quilting Bee

Date: 12 November 2011

Location: Orleans United Church,
1111 Orleans Blvd, Orleans ON

(Hwy 174 to Jeanne d'Arc, go north to Orleans
Blvd, turn right. Church is about 3 blocks on left)

Time: 8:30 am – 4:00 pm

Please pre-register by emailing govottawa@bell.net



Fabric & Wool ♦
Patterns ♦ Notions
♦ Sewing Machines ♦

Quilting, Sewing and
Knitting Classes

Authorized Pfaff and Janome Sewing Machine and Serger
Dealer Sales and Service

**Come and see our fabric selection – we
specialize in batiks, Kaffe Fassett, and
McKenna Ryan**

Store Hours Mon-Fri 10-5, Sat 9:30-4

106 John St. N, Arnprior ON
Phone (613) 623-0500 Fax (613) 623-0434
www.sewinspired.ca Email: info@sewinspired.ca

Newsletter *Andree Faubert*

Is there anything you would like to share with your fellow guild member? We'd love to hear from you.

The deadline for submission to the December newsletter is Thursday, November 24th, 2011.

The Running Stitch

"...Where we Inspire You to Create"

Your Complete Quilting Supply Store!



- Full Class Schedule
- Private Lessons
- Authorized Bernina Dealer
- ...and much more!



Visit us online: www.therunningstitch.ca, or on **Facebook & Twitter!**

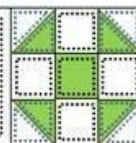
& TRS is home to

Longarm quilter

Michèle Gagné, owner



**Michèle Gagné
Quilting**



Tel.: 613-558-4125

Email: mgagne55@distributel.net

Or come see Michèle in her studio!

Quilt Show 2012

Linda Won & Victoria VanderLinden

Quilts in Bloom Patio- 2012 Static Display

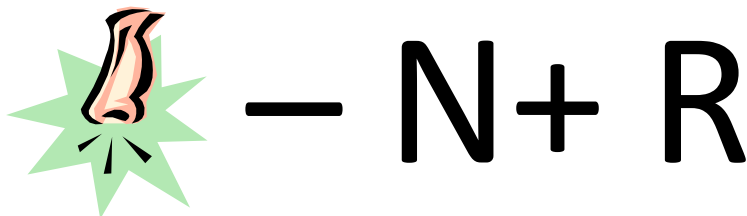
Picture this: a large area decorated with garden furniture: chairs and tables. The floor space and walls are landscaped with flowers and foliage. Chinese lanterns are strung across the front of the Quilts in Bloom Patio, where people can sit and chat and play a game with us: Grow a Rebus Garden.

Hung on the walls of the patio will be a series of small wall hangings created by the members of the guild. Each one will represent something grown in a garden.

How do I get in on the game?

THEME: select something grown in a garden. You do not make a picture of the object. Instead, use a combination of pictures and symbols to create the name of the object. This is a REBUS.

Example: ROSE: NOSE – N+ R= ROSE Applique a nose along with the symbols " – N + R "



Example: A ROW OF PEAS: Draw on fabric several PEACE symbols in a row. Quilt around them.

You do not actually create a picture of a rose, or of a row of peas. You do not put the answer on the picture.

How big?

12" square up to and including 15" square—your choice

Method of construction?

- can be pieced, appliquéd, raw edge appliquéd, drawn/painted, embellished.
- must be made of three layers
- must be quilted a little
- must have finished edges : they can be bound or pillow turned
- must have a 2" hanging sleeve.
- If you want it back, put a label on it with your name

What do we do with them?

Give them to Victoria VanderLinden. She will register them, as well as their solution. We will provide numbered forms to quilt show attendees who wish to play Grow a Rebus Garden. They will write down their guesses and put them in a box. The forms with the greatest number of correct answers will be pooled, and one person will be drawn to win an item yet to be determined. The solutions will be available on our website after the show.