

The Common Thread QUILT GUILD

Next Meeting:
May 14, 2013

May 2013

Doors open at 6:45 p.m. and
the meeting starts at 7:30 p.m.

Programme:
Sherrill
Crowder

Spring Social



We are all
excited to see
and vote on our box-top chal-
lenge quilts. May is also our
Annual General Meeting. In
addition, please bring a pro-
ject you are currently working
on - it can be just one block or
a picture- for sharing.

Shop of the month:
[The Country Quilter](#)

Fat quarter theme:
Prints for children playing I Spy
in the playground

Inside this issue:

[Report from the "inch" collector](#)
[Library](#)
[Calendar of Events 2013](#)
[CTQG Summer Contest 2013](#)
[Challenge 2012-13](#)

President's Message - Shirley MacFadden-Geiger

MAY has arrived, and with it comes the
good weather, and ROAD TRIPS! I have
been receiving reports of FARTS to
sales, shop hops, and just exploring in
the local area. And don't forget this
month's quilt show Mother's Day
weekend at the RA Centre! Lots to see
and buy there!

This month's meeting will be a social
time where you can mingle with your
fellow quilters at our Challenge show,
and vote for your favourite. You will
be introduced to your new leadership
team, as Jeannine Lemay takes on the
role of President, and I am relegated to
Past President. My closing "speech"
will be to thank all the volunteers that
make our guild function – and we
couldn't do it with you. But I'll save
that for our meeting.

This is my last missive to you as Presi-
dent, and I want to share with you how
much I have enjoyed it. This guild has
encouraged me to do many things, and
taking on the role of Prez was my way
of giving back. During the many (15+)
years that I have been a member, not
only have I learned to quilt, but I have

learned many other things as well. Here
are my top 3:

1) We belong to a friendly, helpful
guild. Mention that you are new to quilt-
ing, and you can be inundated with sug-
gestions! Have a problem? Just ask, and
all kinds of ideas are offered. Go to a
workshop, and strangers become friends.
You, the membership, are always willing
to lend a hand, a needle, pins, fabric,
book... you follow my thread!

2) I can step in front of a micro-
phone and live to talk about it. I could al-
ways talk to a roomful of Girl Guides, but
put me in front of adults, and the knees
would start shaking, the heart palpitat-
ing.... It was awful. Started with a year of
talking about SEX (when I used bad puns
to create laughs and cover my nervous-
ness), but I am now able to string sen-
tences together without feeling like I'm
going to faint. Thank you for allowing me
to grow personally.

3) Most importantly, I've learned
how wonderful and unique quilters are.
We are givers – of fabric, money, time and
ears. We are shoppers, and HOW some of
us can shop! Some of us are bringers and
braggers, and some of us are admirers.
We are introverts, extroverts, planners,
organizers, leaders and followers.
Speaker/ listener, teacher/student, we are
all part of a centuries old tradition that I
hope to be part of for years to come.
HAPPY QUILTING!

2	Community Projects	5
2	Memberships	5
3	Cut & Save - Local-ish Quilt Shows	6
4	Quilt Musing	7
4	Membership Application Form	8

Directors of the Guild

President	Shirley MacFadden-Geiger
Vice-President	Jeannine Lemay
Secretary	Judy Loree
Treasurer	Kirstin Fearon
Past-President	Susan Baker
Program	Sherrill Crowder

Heads of Standing Committees

Retreats	Barb Till
Membership	Del Jazey Rachel Mathews
Workshops	Sylvie Proulx
Community Projects	Catherine Parkinson
Library	Nettie Jolley
Newsletter & Website	Andrée Faubert

CTQG Mailing Address:

P.O. Box 62022
RPO Convent Glen
Orleans, ON K1C 7H8

To reach members of the executive, write to
info@commonthread.on.ca

Report from the "inch" collector


The fun continues . . .

The enthusiasm and motivation that resulted from the "inch" contest held by the Canadian Quilt Association has prompted your executive to continue with the fun!

We will begin to collect inches of completed items shown at Bring and Brag each month beginning at our

May meeting. Our goal is to see how long it will take us to cover the length of the Rideau Canal Skateway - 4.8 miles (7.8 km) from Queen Street downtown to the Hartwells Locks past Dow's Lake.

If the inches add up quickly we will cover the length in both directions. If the inches add up extremely quickly we will endeavour to cover the distance of the entire Rideau Canal - 126 miles (202 km) from Ottawa to Kingston!



Please continue to make the collecting of inches easy by bringing the measurements of your items with you.

Susan

Library *Nettie Jolley*

Please take note that we will be doing the inventory of all books and magazines at the May meeting. Please return them to the Library so they can be accounted for.

You will not be able to sign out books in May but you will be able to in June, as long as you have your new membership card.

Thanks very much.



Frances O'Neill
Quilter

Fran's Quilting Services

Workshops, Commissions, Private Instructions, Patterns

BY APPOINTMENT ONLY

60 Sparrow Way
Ottawa, Ontario
CANADA K1V 9H5

Tel: (613) 733-7865
E-mail: franquilts@rogers.com
Website: www.fransquilting.com

Calendar of Events 2013

Date	Event	Details
May 14, 2013	Regular meeting and Annual general meeting	Program: Spring Social and Challenge Shop of the month: The Country Quilter Fat quarter theme: Prints for children playing I Spy in the playground
June 11, 2013	Regular meeting	Program: ArtWear Ottawa fashion show Shop of the month: TBD Fat quarter theme: Water colours of any kind to celebrate our country's lakes, rivers and oceans



Flare Fabrics
BATIKS AND BOLD COTTONS

Canadian.online.batiks+bolds

Free shipping in Canada!

www.flarefabrics.ca
info@flarefabrics.ca
1-888-973-5273

Starting at \$10.97/metre



Flair With Fabrics
613-448-9032
3 King St., Chesterville ON K0C 1H0
rliscumb@gmail.com www.flairwithfabrics.com
Specializing in 100% cotton quilting fabrics, flannels, 108" backings, yarn, supplies, notions & more...
Hours: Mon. - Thurs.: 9 - 5:30
Fri.: 9 - 6 Sat.: 9 - 4
Ruth Liscumb - Owner


Is Sewing Your Passion?
Let us introduce you to your new machine!

- Color Touch Screen: Clear, high resolution display shows stitches in real size!
- Stitch Creator: Create your own 9mm stitches or edit built-in stitches for unlimited creativity!
- Maxi Stitches: Add beautiful accents with stitches and monograms up to 48mm wide!
- Original IDT System: Integrated dual feed exclusive to Pfaff for over 40 years. Absolutely even feed from both top and bottom!

PFAFF



Only \$2299, plus Bonus Value Add Package (Umbra accessory bag, Sulky Blendables thread kit, tape measure, and sewing book. Worth over \$175!)



2211 St. Joseph Blvd
Orleans ON K1C 7C5
613- 834-3044
info@quiltypleasures.ca
www.quiltypleasures.ca

CTQG Summer Contest 2013 - Cover Story

Ever had a "Required Reading" list for the summer? You do now!

Remember the free copy of the CTQG Quilt Pattern Book 2013 handed out at the April/May/June meeting? To participate in the Summer Contest 2013, you have to read your copy and select a pattern. Make a top or make a quilt. Make it of your own fabric, or of fabric you have signed out from the Community Projects Committee. Turn it in with a paper pinned on it listing your name and the name of the pattern used.

Rules:

- 1) Use a pattern from the CTQG Quilt Pattern Book 2013.
- 2) All quilts must have a CTQG label sewn on the back.
- 3) Size: A top must be 40" wide x 60-64" long.
A quilt must be a minimum of 40" x 60". No maximum size.
- 4) All quilts and tops must have a paper pinned on them with the member's name and the name of the pattern used.
- 5) Return the finished quilt or top by the October 8, 2013 meeting.
- 6) A draw will be held at the November 12, 2013 meeting from the members who have returned quilts. The lucky winner will receive \$75.00
- 7) A draw will be held at the November 12, 2013 meeting from the members who have returned tops. The lucky winner will receive \$15.00.



2679 Alta Vista Dr., Ottawa ON K1V 7T5
(Alta Vista Shopping Centre – Alta Vista Dr. At Bank St.)
613-521-9839
Open Monday to Thursday 10 to 5:30 - Saturday 10 to 5
Friday 10 to 7 (except July & August)



Karine's Quilting Touch

Quilt making services

Karine Chapleau

kchapleau@rogers.com

(613) 824-9598

Appointment required!

Services guaranteed
Pick-up and delivery service available
Bilingual service available

- Special occasion coming up? Why not have a memory quilt made? Let me quilt it for you!
- Do you have that quilt top that just needs quilting? Let me help you. Give me a call.
- Get your quilt back within a month!

Upon presentation of this ad and your guild membership card, you will receive 10% off any quilting services.

Challenge 2012-2013 Ginette Vallières

Remember to come to the May meeting to vote for the Challenge.



The pieces will be displayed at the meeting on May 14th where everyone in attendance will get to vote for their favourite.

You will get to take your piece home with you after the May meeting.

Community Projects Committee

Chairperson: Catherine Parkinson; Barb Donaldson, Catherine Senecal, and Victoria VanderLinden

How can you help? You can sign out a bag of donated fabric to sew into a top or finished quilt; or sign out a quilt top to be quilted; or donate a quilt, backing or batting.

- 1) The Common Thread Quilt Guild collects monthly donations of **Cuddle Quilts** for use at the **General Campus** of the Ottawa Hospital. Our goal for 2012-2013 is 350. **29 were delivered in April.**

SIZE MATTERS: Check out the size requirements: for optimum utility, please make your Cuddle Quilts 18" x 24", or make them 22" square. Our battings and backings are cut 24"x 24" to finish 22" square.

- 2) We support the women's programs and seniors programs at the **Eastern Ottawa Resource Centre** with adult themed Comfort Quilts (40" x 60").
- 3) **CHEO Children's Oncology** –Children's quilts from tots to teens.
- 4) **CHEO Dialysis** - Children's quilts from tots to teens.
- 5) **Chernobyl Quilts** - All sizes from infant to adult can be donated for shipping to Chernobyl.
- 6) **Interval House** - Bright and cheerful quilts.



Fabric & Wool ♦
Patterns ♦ Notions ♦
Sewing Machines ♦
Quilting ♦ Sewing and
Knitting Classes

Authorized Pfaff Sewing Machine and Serger Dealer
Sales and Service

Come and see our fabric selection – we
specialize in batiks, Kaffe Fassett, and
McKenna Ryan

Store Hours Mon-Fri 10-5, Sat 9:30-4

106 John St. N, Arnprior ON
Phone (613) 623-0500 Fax (613) 623-0434
www.sewinspired.ca Email: info@sewinspired.ca

Memberships

The 2013-14 membership form is located on the last page of the newsletter. If you can, please fill it out and bring it with you to renew your membership. Volunteers will be waiting to renew your membership before the May and June meetings.

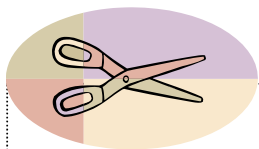
Please note the changes this year: the price for new or returning members is \$35.00; and the price for new or replacement name tag is \$9.00.

For Canada's newest online fabric store, visit:
www.myfabricspot.com



Modern fabrics. Patterns. Solids. Organics.
Free Shipping Available





CUT AND SAVE
LOCAL-ISH
QUILT SHOWS 2013

For more information visit Quiltersconnection.ca

Prepared by Victoria VanderLinden

DATE	GUILD	DESTINATION	TIMES
May 10-12	Ottawa Valley Quilters Guild: Festival of Quilts 2013, Ottawa	RA Centre 2451 Riverside Dr. Ottawa, ON	Fri & Sat 10am-5pm Sun 10am-4pm
May 20-25	Ailsa Craig Community Quilt Festival: Quilts of Israel	Ailsa Craig Recreation Centre 155 Annie Ada Shipley St. Ailsa Craig, ON	Mon-Wed 9:30am-6pm Thurs-Fri 9:30 am-8pm Sat 9-4
May 25-26	Quilted Treasures: Lindsay Creative Quilters' Guild	Lindsay Curling Club 18 Peel St. Lindsay, ON	Sat & Sun 10am-4pm
June 8-9	Art on the Waterfront: Upper Canada Quilters Guild	Gathering House King St. Chesterville	Sat & Sun 10am-4pm
June 12-15	Out of Africa	Hilton Grand Ballroom 300 King St. London, ON	Londoninternationalquiltfestival.com
June 22-23	Upper Canada Village: Fantastic Fibres Quilt Show Weekend	Upper Canada Village Morrisburg, ON	Sat & Sun 9:30am-5pm
Aug 9-11	Lanark Co. Quilters Guild: Quilts on the Tay	St. John's Catholic High School 2066 Cty. Rd. 10 Perth, ON	Fri 12-5pm Sat 10am-5pm Sun 10am-4pm
September 7-8	Kawartha Settlers Village 10 th Bi-annual Quilt Show	Kawartha Settlers Village Bobcaygeon, ON	Sat & Sun 10am-5pm

Quilt Musing Jane Maddin

Someone asked a question on a Facebook page the other day - a Facebook page that is dedicated to the topic of quilting. The question was, "Do you clean up your quilt studio between projects or keep things tidy as you go along or what?" And, being the Chatty Cathy that I am, I piped up and said that I clean up between projects.

I have to tell you that the 'between projects' point has arrived!! With a vengeance! The Quilt Studio looks like a bomb went off in it and I can't do ANYTHING in there - not even think.

I have always said that I can stand a lot of chaos. I can have lots of things lying around without being worried about it (or even aware of it.) I always seem to have a pile of paper somewhere and, while my house is clean (mostly), it is rarely neat. Getting a house to the point of putting it on the market is a huge effort for me. And I'm not sure we should even broach the topic of books and magazines!

For the past week, I have been taking a break from quilting. And I think the reason is because the cutting table has become a design space, for a project that I have sort of got an idea for - I have three projects in mind to do and no place to work on ANY of them. I have about 6 projects that ONLY need to have the binding made, and then they will be on the road to completion (and I do LOVE finishing things!!) But there is no clear space to get fabric out to cut it for binding, either.

I have lots of shelving in the Quilt Studio, but there is 'stuff' on the shelves that doesn't need to be there: Magazines open to projects that I would like to do; Fabric left out to be added to projects that I was doing (bags in particular); Smaller containers with WIP (Works in Progress); and a few things that are finished but don't really have a home.

Underneath the ironing board stand which my DH (Dear Husband) built for me - at exactly the right

height no less - there are shelves that hold storage boxes. One of them has bits of small, but useable batting, one has yarn and one has some of the scrapbooking supplies in it. Why those last two are even there, I'm not sure. Nor am I sure why I have MORE scrapbooking supplies in a different spot, as well.

The cutting table consists of the top of a sturdy table that had legs that were far too short, and a 2x4 framework that, while it is no beauty, is the most utilitarian piece of furniture in the house. I am 5 foot 9, and the cutting table is at EXACTLY the correct height for me. (Not much use to my shorter friends!) It has two shelves below it that DH and I added to increase its value to me - and one of those shelves is the perfect height for storage containers. What does it have on there? A large plastic bag of felt, a stack of Laurel Burch fabric, a large plastic bag of yarn, and an untidy stack of flannel - suitable for use as a thin bat in jackets or quilts that don't need much batting, but do need something in there.

The worst of it is that there is amazing potential in my Quilt Studio!!

And I know that I am not the only one to be in this state. Quilt magazines and web pages frequently extol the virtues of organization. There are articles showing ways to improve your space. Ladies (usually it is ladies) display before and after pictures of their studios on blogs, in magazines and on Facebook pages. For me, the final straw was not being able to find a specific book when a friend asked me a quilting question. (I HATE it when I can't find things!) (The book in question turned out to be on the telephone stand in the living room!!) So, spring has sprung. My next project is to turn my potential space into a wonderful Quilt Studio!! I'll let you know how it goes!

Whatever you are working on, have FUN!!

Common Thread Quilt Guild

P.O. Box 62022, RPO Convent Glen, Orleans, Ontario K1C 7H8

Membership Application (Year: June 1, 2013 to May 31, 2014)

	New or Returning Members \$35.00		For guild use only Cash <input type="checkbox"/> Cheque <input type="checkbox"/> Membership Card Issued <input type="checkbox"/> Membership List Updated <input type="checkbox"/>
	New or Replacement Name Tag \$9.00		
	Newsletter Mailed \$20.00		
	Guild Pin \$5.00		
	TOTAL		
Please print clearly. This information will be used for nametag and members list			
Name			
Address			
City	Province	Postal Code	
Home Phone Number		Work Phone Number	
E-mail Address			

NEWSLETTER: Our guild issues a monthly newsletter which can be downloaded from our website (www.commonthread.on.ca). For those who do not have internet access, it can be mailed to you for a \$20.00 annual fee.

To get newsletter I will: download from the website _____ OR receive by mail _____.

CAN YOU HELP? Our guild is run completely by volunteers. Periodically we contact people to help with various projects. Would you agree to have your name on a volunteer contact list?

Yes _____ No _____

PRIVACY POLICY : The personal information collected from members of the Common Thread Quilt Guild is for use within the *guild executive* ONLY, to facilitate the conduct of guild business. Common Thread Quilt Guild will not sell, rent, lend, give or otherwise provide this information to any external persons or organizations for any purpose whatsoever without prior consent, nor will the information be used for solicitation purposes not associated with guild business.

I have read Common Thread Quilt Guild's Privacy Policy and agree to the inclusion of my name and contact information on the Guild's membership list available to executive members.

Sign Here _____

AUDIT: I understand that Common Thread Quilt Guild's financial reports will be subject to an internal examination by someone other than a member of the current executive, as per Article III, Section 1 of the Guild's Constitution (2006). I agree that this examination will replace a formal external audit for the fiscal year 2013-2014.

Sign Here _____

Date _____