

# The Common Thread QUILT GUILD

## Newsletter

Dec 2013

### Inside

[World Prematurity Day](#)

[Membership Forms](#)

[Sheila O'Hagan](#)

[WorkShops](#)

[2014 Quilt Show](#)

[Community Projects  
Summary](#)

[2013 Summer Contest](#)

[Inch Collector Report](#)

[Fat Quarter Club](#)

[Newsletter Notes](#)

[Blog Suggestions](#)

**Next Meeting:** Dec 10, 2013

Doors open 6:45pm Meeting starts 7:30pm

### Programme

This month's program is a social with treats (thanks again to the ladies of St Mary's Church in Navan), games and prizes, Christmas gift ideas. Feel free to bring a project you are working on.

*/Sherrill Crowder*

### Shop of the Month

[Ottawa Sewing Centre](#) 613 695 1386

1390 Clyde Avenue

### Fat Quarter Theme

Reds, greens and golds

### Reminder

We will be collecting toothbrushes, toothpaste and other toiletries for the Gloucester Emergency Food Cupboard



## President's Message

Jeannine Lemay

I can't believe it is already December! The holiday season is rapidly approaching; the ground is white with freshly fallen snow; Christmas lights are starting to brighten the nights and ... the to-do lists are getting longer as the time is getting shorter. ☺ We all know how busy we make ourselves to get ready for the

Holidays, thinking about family and those in need and going through difficult times and have to turn to Food Banks such as the Gloucester emergency food cupboard. They will be back at our December meeting to collect toothbrushes, toothpaste and other toiletries to be able to provide them to their clients over the holiday season as these items are not part of their purchasing budget but they are always appreciated.

On behalf of the Executive Committee, I would like to wish each of you a holiday season filled with good health, happiness and special times spent with loved ones.

We wish you the best of the season and our very best wishes for the New Year.

"May you have enough happiness to make you sweet, enough trials to make you strong, enough sorrow to keep you human enough hope to make you happy" (from an Irish Blessing).

May your bobbin always be full.

And may you Be Inspired in the New Year and have projects ready for the Quilt Show! (Sorry, I just had to add that one ☺ )

Remember that the love of sewing is our common thread. See you all Next Year!

*Jeannine Lemay / Common Thread Quilt Guild President*



## World Prematurity Day Celebration a Huge Success!



The Royal Room of the General campus, The Ottawa Hospital was the place to be on November 17! Catherine Patterson dropped by with this month's donation of 61 Cuddle Quilts. Catherine Senecal reports that the gratitude of the staff and families present made it a very joyous occasion indeed. Families shared their stories with her, and she was truly touched by their reaction to our guild's Cuddle Quilt outreach. Mothers and children smiled happily and told her about *their* quilt. Fathers wept as they expressed their gratitude for the first gift that their tiny child had received. The nurses came to thank us, and to tell of how they enjoyed picking out the right quilt for each child.

All the organizers of the first event to mark World Prematurity Day were happy to welcome a crowd of former clients to their celebration. Parents and children from the ages of six months to ten years enjoyed the interaction among staff and others who, like them, had experienced the fears and uncertainties of coping with children born before 37 weeks gestation.

Amilie Bisson, organizer, told of how she could immediately recognize her tiny daughter's incubator by the Cuddle Quilt on top. It was touching and inspiring to have it there.

The occasion included a visit by Santa, and a percussion workshop provided by the Museum of Civilization, which Catherine Senecal describes as "stirring". Lots of sound, lots of love, lots of activity by the happy past recipients of our Cuddle Quilts.

Here are links to the media coverage from World Prematurity Day:

[-Casting light on problems preemies and their families face](#) *Ottawa Citizen*

[CTV Morning Live: World Prematurity Day – CTV Morning](#) (video)

[Precious Preemies – CBC](#) (video)

[Journée mondiale des bébés prématurés – Radio Canada](#)



*Illustration 1: Dalia with her father and Catherine Senecal. Dalia is the daughter of the organizer of World Premature Day in Ottawa.*

*Victoria Vander Linden/Community Projects*

## Membership Forms

This month's meeting is your last chance to become a registered member by Dec 31 if you want to enter a quilt in this year's quilt show! To get the form, see the home page on the [website](#) (half way down: "2013-2014 Registration Form") or ask at the sign in table.

*Del Jazey /Membership*



## Sheila O'Hagan



As a follow-up to our November speaker, Sheila O'Hagan, "How Batiks are Made", there are these websites that were mentioned featuring MANY free patterns: [tffabrics.com](http://tffabrics.com) (Timeless Treasures, under the 'projects' tab) and [robertkaufman.com](http://robertkaufman.com) (under patterns tab).

## Workshops

All workshops are held at Notre Dame des Champs, 3659 Navan Rd.

**February 1<sup>st</sup>, 2014: [In Full Bloom](#) by Elaine Quehl (\$60)**



[equehl@hotmail.com](mailto:equehl@hotmail.com)  
[www.elainequehl.com](http://www.elainequehl.com)  
[www.elainequehl.blogspot.com](http://www.elainequehl.blogspot.com) 613-824-8050

In this one-day class the instructor will explain how she turns her close-up floral photographs into a pattern suitable for creating a fused wall quilt. Using one of the patterns she developed, students will learn how to construct a stunning

quilt with depth and dimension. Four different patterns will be available for sale at a cost of \$10 each: wild rose, lily, tulip, or poppy. Visit the floral gallery of instructor's website (<http://www.equarelle.ca/EQFloralQ.htm>) to see samples. No sewing machine is required for this class as you will need the full day to build your flower.

**February 22nd:** All-Purpose Bag by Sue Ann Soullière (\$40)



Make your personal purse/sewing bag/travel bag. Do you like more than one pocket in your bag? Would you like to have longer straps to swing over your shoulder? Is a deeper bag, for carrying quilt projects what you want? Or are you looking to make a one of a kind gift? This is the course for you. You will be able to adjust the basic pattern to create the ideal bag. Learn an easy way to make a zippered pocket. Choose your own beautiful fabrics to personalize this project.

**March 15<sup>th</sup>:** Happy Villages by Jan Kittle (\$40)  
Learn how to make an imaginary village.

It could be that charming cliff side town that you saw on the Amalfi Coast, or maybe the scene you remember from somewhere in Barcelona. Perhaps you'll decide to re-create the gigantic sandcastle you built one summer at the beach. All of these can be reproduced with this technique.

Choose a colour pallet to bring your imaginary village to life, or purchase a bright, multi colour kit from the instructor.

The kit will include enough fabric to make a 16 1/2" square project. Feel free to bring along any additional scraps to add to your creation.

This is a "cut and glue" project, but a sewing machine will also be needed.

Happy Villages by Karen Eckmeier is the required book for this class. This book, kits and some of the more difficult to find notions will be available for purchase the day of the class from the instructor.



**May 24<sup>th</sup>:** Fanciful Stitches by Frances O'Neill (\$40)

Create a fusible mini art quilt in bright hand dyed fabrics completed with hand embroidered stitches.

Two different scenes will be available to buy at the beginning of the workshop in fabric kits which include all fabric, pattern and embroidery thread for \$45.00.



For an additional \$5.00 you can mount your design onto a sturdy adhesive pellon backing.

*Susan Campbell & Laurelle Callaghan/WorkShops*

## 2014 Quilt Show

### THREE-sees

The placement of light, medium and dark values within a block pattern can totally alter the resulting design so that you have to look very closely to determine whether multiple blocks are actually made of the same pattern.

We are going to have some fun with this optical illusion in the static display "Three-sees" at the Be Inspired! quilt show in May 2014. The area will be decorated with 24 framed 12" blocks.

They will be made up in sets of three each of eight different block designs. The values will be distributed in each set in such a way that the observer will have to look closely to determine which three blocks have been made from each pattern. A draw will be made from the correctly answered contest forms and a prize awarded.

Twenty members have signed up to help create this display. At the December/January meeting they will pick up one block kitted with pattern and fabrics to be sewn and returned by March.

Thanks to the enthusiastic response to the call for sewers last month, we could take this one step further and invite anyone in the Guild who is intrigued with this concept to produce their own set of three blocks from any sized pattern to be included in the decoration of the booth. Just make three of the same blocks with the pieces in exactly the same place, but vary the placement of the light, medium and dark valued fabrics. Let's show everyone what "the same but different" looks like through the eyes of a quilter.

*Victoria Vander Linden*



## Community Projects Summary

**Committee:** Catherine Parkinson (Chair), Barb Donaldson, Catherine Senecal, and Victoria Vander Linden



**How can you help?** You can sign out a kit of donated fabric to sew into a top or finished quilt; or sign out a quilt top to be quilted; or donate a quilt, backing or batting.

1) The Common Thread Quilt Guild collects monthly donations of **Cuddle Quilts** for use at the **General Campus** of the Ottawa Hospital. Our goal for 2012-2013 is 350. **In November we delivered 61 cuddle quilts** nearly doubling the previous total (64) to 125.

**SIZE MATTERS:** Check out the size requirements: for optimum utility, please make your Cuddle Quilts 18" x 24", or make them 22" square. Our battings and backings are cut 24"x 24" to finish 22" square.

2) We support the women's programs and seniors programs at the **Eastern Ottawa Resource Centre** with adult themed Comfort Quilts (40" x 60").

3) **CHEO Children's Oncology** – Children's quilts from tot to teen.

4) **CHEO Dialysis** - Children's quilts from tot to teen.

5) **Chernobyl Quilts** - All sizes from infant to adult can be donated for shipping to Chernobyl.

6) **Interval House** - Bright and cheerful quilts.

*Catherine Parkinson / Community Projects*

## Summer Contest 2013 Required Reading

**And the Winner is-----**

**Finished Quilt:** Barbara Donaldson won the \$75.00 prize

**Quilt Top:** Sue Kingwell won the \$15.00 prize

26 finished quilts and 20 tops received from the membership: all our designated charitable outreach clients win big!

Thank you to all who participated.

*Victoria Vander Linden / Community Projects*




## Inch Collector Report

I missed our November meeting which spotlighted Batik fabric and I understand was very inspiring. I look forward to seeing many batik fabric quilts

at a future Bring and Brag. They would also look gorgeous hung at our spring Quilt Show!

I appreciate everyone's diligence in making sure that your inches are counted. *Slowly* we are "inching" our way toward the Fifth Avenue food court where we can stop and have fries



## Advertisers

[Flare Fabrics](#)

[Flair with Fabrics](#)

[Fran's Quilting](#)

[Inspired Getaways](#)

[MadAboutPatchwork](#)

[Ottawa Sewing Centre](#)

[Quilty Pleasures](#)

[Sew Inspired](#)



*- un havre pour les artisans*  
**Inspired Getaways**  
*- A Crafter's Haven*

[www.inspiredgetaways.ca](http://www.inspiredgetaways.ca)



## Looking for that perfect spot for your quilting retreat?

Inspired Getaways is a fully equipped and furnished country home that can accommodate twelve guests comfortably.

Our spacious sewing room offers

- workstations
- ergonomic chairs
- plenty of overhead lighting
- excellent natural lighting
- cutting tables with mats
- ironing stations
- Quilter's Emergency Cupboard
- ...and much more!




**3811 Highland Road**  
**Arnprior, ON K7S 3G9**  
**613.894.0594**  
**info@inspiredgetaways.ca**

### OPENING SPECIAL

Book 2 nights, get the 3rd night free.  
 Valid from October 2013 to August 2014

## Newsletter Notes



Someone told me, "No one reads the newsletter, you know." No one besides the regulars is sending any articles to be published, comments or opinions, leading me to wonder if there are actually any readers. I'd like to ask for a show of 'hands'. Please send me an email with "I read the newsletter" in the subject line. It will give me an idea of the size of the audience. Please don't spread the word. I'd like a count of actual readers only.

You can email me from the [website Contact Us page](#).

OTTAWA SEWING CENTRE  
SALES & SERVICE

**Sales & Service**  
 Parts, Notions, & Sewing Aids  
 Sewing & Quilting Machine,  
 Sergers/Overlock  
 Steam Presses & Cabinets  
 Embroidery Machines  
 Service to all Makes & Model

**Authorized dealer for Brother, Singer and Juki.**

**If you've ever dreamed of making incredible quilts and fashion-forward creations, DreamWeaver™ is for you.**

**Store Hours: 10 - 6:00 pm Monday - Friday**  
**10 - 5:00 pm Saturday**  
**Shop any time at [www.ottawasewing.com](http://www.ottawasewing.com)**

**1390 Clyde Avenue, #104B, Ottawa, K2G 3H9**  
**613-695-1386 email: [Info@ottawasewing.com](mailto:Info@ottawasewing.com)**

Simply Canadian.  
Simply Online.

*Batiks &  
Fabrics with Flare*

info@flarefabrics.ca  
1-888-973-5273

**www.flarefabrics.ca**

**Frances O'Neill**  
 Quilter

**Fran's Quilting Services**


Workshops, Commissions, Private Instructions, Patterns

**BY APPOINTMENT ONLY**

60 Sparrow Way  
Ottawa, Ontario  
Canada K1V 9H5

Tel: (613) 733-7865  
 E-mail: [franquilts@rogers.com](mailto:franquilts@rogers.com)  
 Website: [www.fransquilting.com](http://www.fransquilting.com)

Please contact to receive emails on Upcoming Classes.



Authorized Dealer for **PFAFF**

2211 St Joseph Blvd, Orleans ON K1C 7C5

613-834-3044 [www.quiltypleasures.ca](http://www.quiltypleasures.ca)

Orleans ... It's Not as Far as You Think

Offering a Full Range of Supplies for the Creative Quilter

Introducing the **PFAFF Performance 5.0**  
Breathtakingly beautiful, perfect for quilters  
and fashion enthusiasts alike!

The **Performance 5.0** offers all of the features expected in top-level Pfaff machines (IDT even-feed system, built-in thread snips, optimized lighting, 9 mm stitches, thread sensors, automatic presser foot lift, etc.) PLUS:

- Creative Colour Touch Screen, showing stitches in actual size and permitting full adjustment with the touch of the screen
- Maxi Stitches and monograms, up to 48 mm wide!
- Stitch Creator, allowing you to design your own stitches or edit existing ones!

Unbelievably priced at **\$2299** (plus tax)

PLUS ...

**\$150** manufacturer's rebate available until December 26



Pfaff Performance 5.0



Fabric & Wool ♦  
Patterns ♦ Notions  
♦ Sewing Machines ♦

Quilting, Sewing and  
Knitting Classes

Authorized Pfaff and Janome Sewing Machine and Serger  
Dealer Sales and Service

Come and see our fabric selection – we  
specialize in batiks, Kaffe Fassett, and  
McKenna Ryan

Store Hours Mon-Fri 10-5, Sat 9:30-4

106 John St. N, Arnprior ON

Phone (613) 623-0500 Fax (613) 623-0434

[www.sewinspired.ca](http://www.sewinspired.ca) Email: [info@sewinspired.ca](mailto:info@sewinspired.ca)



## SOME INTERESTING QUILTING BLOG SUGGESTIONS

<http://www.sewmamasew.com>

This lady's blog features interesting well written posts and over 400 tutorials, both textual and video. This isn't just a "what I did today" blog. She's got 227 exciting quilting books for sale under her "buy" tab, some of which she wrote, but it's not easy to see which. She's also a gateway to many other online quilting sites.



This next blog is mandatory if you are inspired by the fresh modern quilt look. She's a very prolific sewer and most of the quilts she sews sell the same day they're listed in her Etsy shop!

<http://www.redpepperquilts.com/>

This placemat has recently been turned into a full sized quilt. Its design is representative of her signature look. It amazes me that she's able to maintain this look and yet keep it fresh and interesting. If you've got some time, this blog is well worth a visit.

