



Newsletter

April 2011

President's Message

Susan Baker

At our March meeting, as usual, we had our popular Fat Quarters table. The theme was Asian fabrics. How fitting with the recent earthquake and tsunami that occurred in Japan resulting in devastation and death. Prior to sitting down to write this note I heard what I thought was an earthquake as I at the same time heard items on my magnetic board vibrate. I did not feel this tremor but still I became slightly anxious and upon listening to the news my suspicion was confirmed. It is unimaginable what it must be like for those in Japan who experienced this wrath of nature. With this in mind perhaps the winners of the Asian Fat Quarter fabric will think of those at the other side of the earth as they sew their quilts; as we all will upon seeing the finished products at an upcoming meeting.

Spring is in the air as we experience warmer days with longer sunlight hours and rainy days resulting in huge puddles. Spring also brings quilt shows and quilt fabric purchasing trips. The upcoming trip to Cincinnati, Ohio via Pennsylvania sounds like a fun getaway. I hope to hear all about it plus see the end results of your fabric buying at a future Bring and Brag.

I'm certain everyone is looking forward, as I am, to seeing the Challenge Quilt projects that will be displayed next month at our May Social and General meeting for everyone to vote to chose a winner. Good luck to all participants!

Next Meeting:

April 12, 2011

Doors open at 6:45 p.m. and the meeting starts at 7:30 p.m.

Programme

Sherrill Crowder and Janet Hope

Welcome spring with some New Directions in Quilting. Local quilter Pam Denesyk of Mad About Patchwork will bring her fresh, modern, fun approach to quilting. Pam will also talk about the wealth of resources on the internet including blogs, guilds, classes, tutorials and lots more.

Shop of the month

The Country Quilter

Fat quarter theme

Polka dots



The Common Thread Quilt Guild Newsletter

Executive Team

President	Susan Baker
Vice-President	Vacant
Past-President	Linda Won
Treasurer	Catherine Parkinson
Secretary	Susan Kirkham
Program	Sherrill Crowder Janet Hope
Workshops	Sylvie Proulx
Library	Del Jazey
Membership	Nancy Francis Rachel Mathews
Retreats	Barb Till
Newsletter	Andree Faubert
Challenge	Johanna L. MacDougall Nancy Stass
Web Master	Christine Scharf
Community Projects	Victoria VanderLinden
Fat Quarter Club	Cathy Newman

CTQG Mailing Address:
P.O. Box 62022
RPO Convent Glenn
Orleans, ON K1C 7H8

To reach members of the executive, write to
info@commonthread.on.ca

Library

Del Jazey

Have a look at the revised list of books and magazines on our Internet site, and then come to the meeting early to pick them up!



In this issue

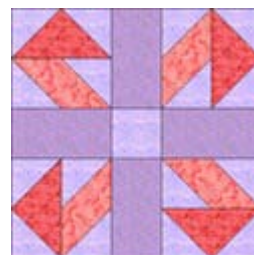
<u>President's Message</u>	<u>1</u>
<u>Library</u>	<u>2</u>
<u>Membership</u>	<u>2</u>
<u>Calendar 2011</u>	<u>3</u>
<u>Quilt Musing</u>	<u>4</u>
<u>Community Projects</u>	<u>5</u>
<u>In Other News</u>	<u>6</u>
<u>Fat Quarter Club</u>	<u>6</u>
<u>Newsletter</u>	<u>6</u>
<u>2012 Quilt Show</u>	<u>7</u>
<u>Message Board</u>	<u>8</u>
<u>Upcoming Events</u>	<u>8</u>
<u>Workshops</u>	<u>9</u>



Membership

Nancy Francis and Rachel Mathews

Guests are welcome to attend guild meetings. Guest fees for 2010-2011 are \$5.00.



Thank you to Dawn for the clip art.
<http://dlstewart.com/clipart.htm>

The Common Thread Quilt Guild Newsletter

Upcoming - Calendar of Events for 2011

Date	Event	Details
April 12, 2011	Regular meeting Challenge Quilts due in by 9 pm sharp	Program: Ruth Liscumb Shop of the month: The Country Quilter Fat quarter theme: Polka dots
April 30, 2011	Workshop : Organize your Scraps	Instructor: Michèle Gagné Location: Roy Hobbs
May 10, 2011	Regular meeting Voting on the Challenge quilts submitted at the April meeting	Program: Spring Social Shop of the month: Heirloom Quilts Fat quarter theme: Florals
June 14, 2011	Regular meeting	Program: Dominique Ehrmann Shop of the month: Aunt Beth Fat quarter theme: Children's fabrics



Authorized PFAFF and Janome Dealer

Offering a Full Range of Supplies
for the Creative Quilter:

Fabrics
Notions

Books, Patters & Classes
Sewing Machines and Sergers
2211 St. Joseph Boulevard,
Orleans, Ontario K1C 7C5
Tel.: (613) 834-3044



Fabric & Wool ♦
Patterns ♦ Notions
♦ Sewing Machines ♦


Quilting, Sewing and
Knitting Classes

**Authorized Pfaff and Janome Sewing Machine and Serger
Dealer Sales and Service**

**Come and see our fabric selection – we
specialize in batiks, Kaffe Fassett, and
McKenna Ryan**

Store Hours Mon-Fri 10-5, Sat 9:30-4

106 John St. N, Arnprior ON
Phone (613) 623-0500 Fax (613) 623-0434
www.sewinspired.ca Email: info@sewinspired.ca



Quilt Musing for April 2011

Jane Maddin

I have a big plastic bin of little scraps. (Who doesn't!) They drive me a bit crazy, as I couldn't figure out what to do with them. I can't seem to make myself throw them out because each piece appears to be big enough to do SOMETHING with, but as a pile, (bunch, collection, whump - I'm not sure of the correct collective noun here) they are too small to do much with. My problem might be alleviated if I was in to appliqué, but I'm not - so I don't look at the little pieces and think that they would be perfect for some appliqué project in the future. I also have discovered (it is good to know these things about oneself!) that I really like patterns. I don't mean instructions for putting something together. I mean, when you hold a quilt top up, you can see a pattern - not just random squares, triangles and rectangles. I want to see a repeating pattern, and secondary patterns strike me as especially clever! I like to see the use of individual quilt blocks add up to something more!

I have a book that I bought that has one pattern that to me is entirely random. You know how quilting books will often have the same quilt in more than one colour? I can't even tell if the second quilt is the same orientation as the first one (One is done in blues and one is reds). I will never make that quilt - it just doesn't appeal. So imagine my surprise when I found a couple of absolutely random patterns on the internet for scrap quilts. One, I have just looked at - it is called strings - and uses various sizes of strips to make the blocks. I haven't tried this, but in the end you get a quilt that has squares with diagonal strips on them.

The other was called Crumbs. And I have made 12 little 4 1/2 inch crumb blocks. The premise is that you can use all those little bits and pieces, the chunks off the chop suey quilt strips, the little triangles that you snip off of snowball

blocks, anything that is left over and too big to throw out but too small to use for anything else. And you just sew them together - the only rule is - the seams MUST be straight. (Otherwise your blocks will not lie flat - which may present a bit of a problem when it comes to quilting them!)

It is ABSOLUTELY freeing to pull these little pieces of fabric out of the box, turn them until they fit onto another piece and then sew them together - after all, they are basically garbage, so you are getting (in my mind, anyway) something for nothing! Once I have a few sewn together, I trim the seams to 1/4 of an inch, and set that bit aside until I have another little strip made. Then I put the two strips together. I continue adding to the block this way until the block is big enough to trim using the 4 1/2 inch acrylic ruler. They are completely, awesomely, madly random and I LOVE them, even though I'm not sure why.

My beloved husband looked at my 12 little blocks, which I was so proud of, and asked, innocently, "What are you going to do with them?" And my answer? A blank stare... I have to DO something with them? "Placemats?" I asked tentatively. The expression on his face was telling. (Perhaps he was picturing indigestion from eating his meals on wildly coloured placemats!)

So I'm thinking I'll make more. And then I'll put a plain (and bright) sashing between them, a bright border around the whole thing, and make a wall hanging or a lap quilt for the quilting studio. After all, it is not often that you get something for nothing!

Enjoy your quilting, random or patterned!



The Common Thread Quilt Guild Newsletter

The Running Stitch

"...Where we Inspire You to Create"



Your Complete Quilting Supply Store!

- Full Class Schedule
- Private Lessons
- Authorized Bernina Dealer
- ...and much more!

Visit our website: www.therunningstitch.ca

Blog: <http://runningstitchca.blogspot.com/>

The Running Stitch is home to



For all your custom quilting, pantographs and quilt basting needs!

Jody Taylor, owner

Long arm quilter, and quilting related workshops & event planner

Bravo Quilt Studio Tel.: (613) 963-9664

Email: bravoshow@rogers.com

Or come to The Running Stitch
to see Jody in her studio!



Community Projects

Victoria VanderLinden

Committee: Barb Donaldson, Catherine Senecal and Victoria VanderLinden

How does the committee work? You can sign out a bag of donated fabric to sew into a top or finished quilt; or sign out a quilt top to be quilted; or donate a quilt or batting—come see us for details. Remember: we will pay for the batting if you quilt a quilt for us. Or contact us ahead of the meeting and we will bring a batt cut to the size of the quilt you have made.



New Location

2679 Alta Vista Dr., Ottawa ON K1V 7T5
(Alta Vista Shopping Centre – Alta Vista Dr. At Bank St.)

613-521-9839

Open Monday to Thursday 10 to 5:30 • Saturday 10 to 5
Friday 10 to 5 (except July & August)

- 1) The Common Thread Quilt Guild collects monthly donations of **Cuddle Quilts** for use at the **General Campus** of the Ottawa Hospital. **66 were delivered in March.**

The Common Thread Quilt Guild Newsletter

The 3,500th Cuddle Quilt (CQ) was turned in at the March meeting!

Since the first recorded donation in 1997, we have delivered 3,526 Cuddle Quilts to the General Hospital! As a token of our appreciation for all your generosity, the 11 quilters who turned in CQ's at the last meeting will receive a gift in April:

Barb Donaldson, Maria Fleming, Julie Friedy, Ann-Louise Masek, Pauline McNally, Catherine Parkinson, Catherine Senecal, Victoria VanderLinden, Lois Waara, Irena Wosk, and Barb Zabchuk.

Please come to the Community Projects table to pick up your gift.

SIZE MATTERS: Check out the size requirements: for optimum utility, please make your Cuddle Quilts 18" x 24", or make them 22" square. Our battings and backings are cut 24"x 24" to finish 22" square.

- 2) We support the Violence Against Women program with child/teen/adult themed Comfort Quilts (40" x 60"). **The next delivery will be in April. They can use both child quilts and adult quilts.**
- 3) We support the St. Mary's Community Outreach Centre with baby/child themed quilts (anything from 30" x 40" to 40" x 60"). The young mothers benefit from counseling and instruction.
- 4) **CHEO Children's Oncology** - We have committed to supply 50-60 child (anything from 30" x 40" to 40" x 60") and 20 teenage (40" x 60") quilts for the CHEO Children's Oncology unit. **Thanks to your hard work, we need**

only 5 more child sized quilts to deliver in June. If you have signed out a child quilt kit, please return it finished by May. If you intend to return it as a sewn top, please return it by April so that the quilting can be completed by another guild member!



In Other News

- 1) **Community Projects is no longer accepting donations of fabric** until we have worked through the present inventory. Please direct your donations to Victoria's Quilts or Quilts of Valour.
- 2) Coming soon to a guild near you! **The Two Meter Marathon will be held this summer** via the Common Thread Quilt Guild Community Projects Summer Contest. Details are available at the April meeting.



Fat Quarter Club

Cathy Newman

Each month, a member or guest of the Guild may bring a fat quarter (or more than one) to the table and have the chance to win them all! At the end of the year, at the June meeting, you may bring a finished quilt (lap size) and have the chance to win a gift certificate of \$25.



Newsletter

Andree Faubert

The deadline for the May newsletter is Wednesday, April 27th, 2011.

The Common Thread Quilt Guild Newsletter



Karine's Quilting Touch

Quilt making services

Karine Chapleau

kchapleau@rogers.com

(613) 824-9598

Appointment required!

Services guaranteed

Pick-up and delivery service available

Bilingual service available

- Special occasion coming up? Why not have a memory quilt made? Let me quilt it for you!
- Do you have that quilt top that just needs quilting? Let me help you. Give me a call.
- Get your quilt back within a month!

Upon presentation of this ad and your guild membership card, you will receive 10% off any quilting services.

- Catherine Patterson, Merchant Mall
- Catherine Parkinson, Treasurer
- Christine Scharf, Programme / Webmaster
- Carole Maisonneuve, Volunteers
- Kirstin Fearon, Publicity
- Sherrill Crowder, Registrar
- Sylvia Gilfix, Art Design
- Victoria Van der Linden, Special Exhibit / Static Display

Thank you for taking the time to vote at our March meeting. We received 104 votes.

“Quilts in Bloom” received the highest number with 24 votes. Tied for second place with 11 votes each were: Pieceful Expressions; Treasured Threads, and The Fabric of Life.

Now that we have a Quilt Show theme – **Quilts in Bloom** – it is on with the art design for our publicity materials and time for you to think about the quilts that will be blooming in your garden.

2012 Quilt Show

Linda Won

As I mentioned at the March Guild meeting, the 2012 Quilt Show Committee has been established. Most members of the 2010 committee have volunteered for the 2012 show, and I am absolutely thrilled to be working with them again. So without further ado, let me introduce our 2012 Quilt Show Committee:

- Linda Won, 2012 Quilt Show Lead
- Barb Till, Set Up



Interested in a Different Kind of Sewing Project?

As Vicky mentioned at the February meeting, The Neonatal ICU at the General Hospital (where we donate cuddle quilts) has asked whether anyone is interested in duplicating some of their isolate and machine covers. Due to unforeseen circumstances, I was not able to bring samples to the March meeting, but I have photos and patterns, and would make samples if someone is interested in sewing these up.

These covers are simple sewing projects that are generally larger pieces cut and then serged or bound with purchased binding. My thought is to use bed covers from a thrift store as they are either already quilted, or thick enough so that light doesn't penetrate. Of course, you may have some of these hanging around your home already.

There are 3 styles and in order to double the supply, it would be a final total of 28, however, no one person needs to commit to sewing all of them. One or two is fine. Hopefully a few people will be interested. It is also a long term project, so no deadlines – unless it helps you finish a project – in that case, I'll be happy to give you a deadline.

If you have any questions or wish to see photos of the projects, send me an email...mariafleming@hotmail.com. At the very latest, talk to me at the April meeting. I would like to let them know by the week of the April meeting whether there are any interested persons or not. Thanks, Maria



Message Board

I have two copies of the upgrade to Electric Quilt 7 (Version 6 required). I only need one. Asking \$80.00. Contact Ann Hall at 613-830-5580



A logo featuring a stylized quilt square with a central star and floral patterns, surrounded by the text "Frances O'Neill Quilter".

Frances O'Neill
Quilter

Fran's Quilting Services
Workshops, Commissions, Private Instructions, Patterns

BY APPOINTMENT ONLY

60 Sparrow Way
Ottawa, Ontario
CANADA K1V 9H5

Tel: (613) 733-7865
E-mail: franquilts@rogers.com
Website: www.fransquilting.com



Upcoming Events

Threads of Time

Belleville, Ontario
April 30 - May 1, 2011

Saturday April 30, 2011, 9am to 5pm
Sunday May 1, 2011, 10am to 4pm


Quilt show, some for sale, Wearables,
Challenges, Wall Hangings, Bed Turning with
vintage quilts, Raffle, Vendors

Quinte Curling Club

246 Bridge Street West, Belleville, ON

Admission: \$5.00 p/p (husbands free)

<http://quintequiltersguild.ca/>



The Common Thread Quilt Guild Newsletter

Festival of Quilts 2011 May 6 – 8, 2011

The Ottawa Valley Quilters Guilds presents "Festival of Quilts 2011" featuring quilts, vendors market, Artists-in-residence and more.

A great Mother's Day outing at the RA Centre, 2451 Riverside Drive, Ottawa.

Hours are Fri & Sat 10-5, Sun 10-4.
Admission \$8, weekend pass \$12
For more info visit:

www.ottawavalleyquiltersguild.org



CHALLENGE!

As part of the upcoming Peace by Piece quilt show (St Andrew's United Church, Rockland, October 15 & 16, 2011), Quilty Pleasures is issuing a challenge: Make a quilt based on the theme of "Peace" and you could win a \$100 gift card from Quilty Pleasures!

The rules are simple:

1. The quilt may be any shape, but the size is restricted to 24" per side;
2. You may use any method, any fabrics, and any embellishments you desire;
3. The deadline for submission is **September 15, 2011.**

Quilts will hang in the store for a month prior to the quilt show and the winner will be determined by viewers' choice ballots. All submitted quilts will then be displayed at the Peace by Piece quilt show. Full details will be available on our web site.



Upper Canada Village Quilt Contest

September 2011

In conjunction with the usual quilt display on the third weekend in September, Upper Canada will host a juried quilt show to celebrate their 50th anniversary.

Three categories with \$500.00 prize monies for first: **Traditional design** made with 1860's reproduction fabric and hand quilting; **Art** quilt; **Youth** quilt or quilted item (handquilted.)

Details are available from their website:

www.uppercanadavillage.com

Where do you get the fabric? Dragonfly Fabrics at Alta Vista and Bank have ordered a large selection of Civil War reproduction fabric. If you like to shop locally, visit them in mid-February for your traditional quilt fabric.



Workshops

From the Workshop Coordinator: Sylvie Proulx

At the present time, all of our workshops will take place at the Roy Hobbs Community Centre, in the upstairs hall. It's located on Champlain Street, across Place d'Orleans.

A reminder - Changes: We will now need a minimum of 6 registered quilters to run a workshop or else it gets cancelled. You may want to invite/bring a quilting friend. Our workshop fees are \$35 for CTQG members and, \$40 for non-members. Here's the calendar of workshops for the rest of the year:

- **April 30**, Organize your Scraps

Happy Learning!