

The Common Thread QUILT GUILD

Newsletter

Nov 2013

Inside

[Membership Forms](#)

[Library](#)

[WorkShops](#)

[2014 Quilt Show](#)

[Community Projects
Summary](#)

[2013 Summer Contest](#)

[Inch Collector Report](#)

[Fat Quarter Club](#)

[Thread Weights](#)

[Newsletter Notes](#)

[Blog Suggestions](#)

Next Meeting: Nov 12, 2013

Doors open 6:45pm Meeting starts 7:30pm

Programme

Our speaker this month, Sheila O'Hagan, has been involved in the quilting and sewing industry for over 30 years. She has owned a quilt shop and sewing machine dealership, travelled Canada and the US as a Pfaff educator and also taught free-lance at various guilds and conferences. Sheila's presentation, entitled "How Batiks are Made", will include a short slide presentation followed by a trunk show of quilts all made with batiks. / *Sherrill Crowder*

Shop of the Month

[Quilty Pleasures](#)

Fat Quarter Theme

Blacks, whites, reds

Reminder

We will be collecting toothbrushes, toothpaste and other toiletries for the Gloucester Emergency Food Cupboard in November and December.

President's Message

Jeannine Lemay

I hope everyone had a great Thanksgiving and took the opportunity to reflect on what is most important in your lives. Often at work when we had a problem, my colleague would pick a date and ask "What happened that day?" When nobody knew, she'd reply, "Exactly, so why worry so much about this problem since in the future, you won't even remember it?" What a wonderful way to decide what is important. I am thankful I met her and had the opportunity to learn from her.

October is the time to be thankful and November is the time to remember: those who touched our lives, close or far, known or unknown, just like those soldiers from long ago or the ones currently fighting for peace, freedom, justice.

We will have a few words from Mary Ewing about the Quilts of Valour to tell us more about their organization and to help us remember the soldiers and their families. Raffle tickets will be sold for a quilt draw.

At this time of the year, we should also remember those who have less, those who are going through difficult times and have to turn to food banks such as the [Gloucester Emergency Food Cupboard](#). They will be at the November and December meeting to collect toothbrushes, toothpaste and other toiletries to be able to provide them to their clients over the holiday season as these items are not part of their purchasing budget but they are always appreciated.

Be Inspired and Happy sewing!



Jeannine Lemay / Common Thread Quilt Guild President

Membership Forms

Remember that you must be a registered member by Dec 31 to enter a quilt in this years quilt show! To get the form, see the home page on the [website](#) (half way down: "2013-2014 Registration Form") or ask at the sign in table.

Del Jazey /Membership

Library

Please remember that the Library closes at 7:15 so that volunteers can get to the meeting on time. There will be exceptions made in some circumstances but if you know you have books to return, it would be greatly appreciated if you can be there on time. Thanks very much.

On another note, I have bought some new books and magazines. One of the books is called ***Diamond Quilts***.

To make the quilts in this book, you need the Sweet 'n Sassy Rhombus Template. I have also purchased the template and it will be available to take out with the book. You will be required to put down a \$5.00 refundable deposit and will only be able to keep the book and template for one month.

If you know you won't be at the meeting, please make sure to ask a friend to bring it back the next month (this also applies to all books and magazines in the Library).

The fine for being late will be the usual \$1.00 for the book and \$5.00 for the template. If this system works well, we will consider starting a



template/ruler borrowing program. See you in November.

Nettie Jolley /Library

WorkShops

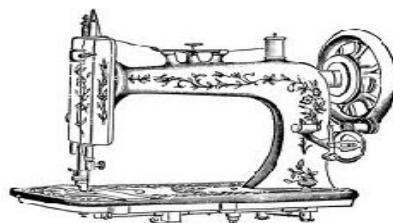
All workshops are held at Notre Dame des Champs, 3659 Navan Rd.

November 16th: Curvy Quilters by Victoria Vander Linden (\$40)



Learn to negotiate those curves making this simple but exciting curved project. No special rulers or supplies needed!!

December 7th: will be a sew day. (\$10)



February 1st, 2014: In Full Bloom by Elaine Quehl (\$60)

equehl@hotmail.com

www.elainequehl.com

www.elainequehl.blogspot.com 613-824-8050

In this one-day class the instructor will explain how she turns her close-up floral photographs into a pattern suitable for creating a fused wall quilt. Using one of the patterns she developed, students will learn how to construct a stunning quilt with depth and dimension. Four different patterns will be available for sale at a cost of \$10 each: wild rose, lily, tulip, or poppy. Visit the floral gallery of instructor's website (<http://www.equarelle.ca/EQFloralQ.htm>) to see samples. No sewing machine is required for this class as you will need the full day to build your flower.



February 22nd: All-Purpose Bag by Sue Ann Soullière (\$40)



Make your personal purse/sewing bag/travel bag. Do you like more than one pocket in your bag? Would you like to have longer straps to swing over your shoulder? Is a deeper bag, for carrying quilt projects what you want? Or are you looking to make a one of a kind gift? This is the course for you. You will be able to adjust the basic pattern to create the ideal bag. Learn an easy way to make a zippered pocket. Choose your own beautiful fabrics to personalize this project.

March 15th: Happy Villages by Jan Kettle (\$40)
Learn how to make an imaginary village.

It could be that charming cliff side town that you saw on the Amalfi Coast, or maybe the scene you remember from somewhere in Barcelona. Perhaps you'll decide to re-create the gigantic sandcastle you built one summer at the beach. All of these can be reproduced with this technique.

Choose a colour pallet to bring your imaginary village to life, or purchase a bright, multi colour kit from the instructor.

The kit will include enough fabric to make a 16 1/2" square project. Feel free to bring along any additional scraps to add to your creation.

This is a "cut and glue" project, but a sewing machine will also be needed.

Happy Villages by Karen Eckmeier is the required book for this class. This book, kits and some of the more difficult to find notions will be available for purchase the day of the class from the instructor.

Susan Campbell & Laurelle Callaghan/WorkShops

2014 Quilt Show

Have you checked out the Quilt Show website yet? (If not, [click here](#)) If you have, you found the pictures of 2013 Box-Top Challenge Entries — an excellent representation of some of the entries in the 2014 Show. These Challenge pieces are inspirational to say the least.

I had the opportunity to quilt with a relatively new member recently who was creating some beautiful pieces. As I always have my Quilt Show Hat on, I immediately started encouraging her to enter these quilts in the Show. Her first reaction was that she didn't think they were at a Quilt Show level. Oh my goodness, if you ever feel your work is not good enough, ask a quilting friend and I am sure you will get the same reaction this member got from all the ladies who were quilting with her that weekend.



We are a Guild that encourages all members to submit entries for the show no matter what your experience level is.

Remember, the entry rules for the show can be found [here](#) on our website. The Registration Form will be available through the Newsletter and the website starting in January 2014.

Community Projects Summary

Committee: Catherine Parkinson (Chair), Barb Donaldson, Catherine Senecal, and Victoria Vander Linden



How can you help? You can sign out a kit of donated fabric to sew into a top or finished quilt; or sign out a quilt top to be quilted; or donate a quilt, backing or batting.

1) The Common Thread Quilt Guild collects monthly donations of **Cuddle Quilts** for use at the **General Campus** of the Ottawa Hospital. Our goal for 2012-2013 is 350. **In October we delivered 24 cuddle quilts.** (That's 64 so far)

SIZE MATTERS: Check out the size requirements: for optimum utility, please make your Cuddle Quilts 18" x 24", or make them 22" square. Our battings and backings are cut 24"x 24" to finish 22" square.

2) We support the women's programs and seniors programs at the **Eastern Ottawa Resource Centre** with adult themed Comfort Quilts (40" x 60"). **In October, we delivered 15 quilts to the program for the Victims of**

Violence women.

3) CHEO Children's Oncology – Children's quilts from tot to teen.

4) CHEO Dialysis - Children's quilts from tot to teen.

5) Chernobyl Quilts - All sizes from infant to adult can be donated for shipping to Chernobyl.

6) Interval House - Bright and cheerful quilts.

Catherine Parkinson / Community Projects

Summer Contest 2013 Required Reading

Thank you to all the members who participated in our summer contest. We have received 26 finished quilts and 20 tops which will go a long way toward fulfilling our pledges to CHEO Oncology, CHEO Dialysis, Eastern Ottawa Resource Center programs for abused women and for seniors, and the orphanages and needy in Chernobyl.

IN A RELATED STORY....

We now have a total of 37 quilt tops needing a quilter. Could you be one? They all have backing and binding provided. The first six members to take a quilt on November 12 will also receive the batting. Come see us at our table, or contact a member of the Community Projects committee.

THE PRIZE DRAW will be held at the November 12 meeting. One lucky member will take home \$75.00 for turning in a finished quilt, and one member will take home \$15.00 for making a top. Good luck and thanks again to everyone who participated.

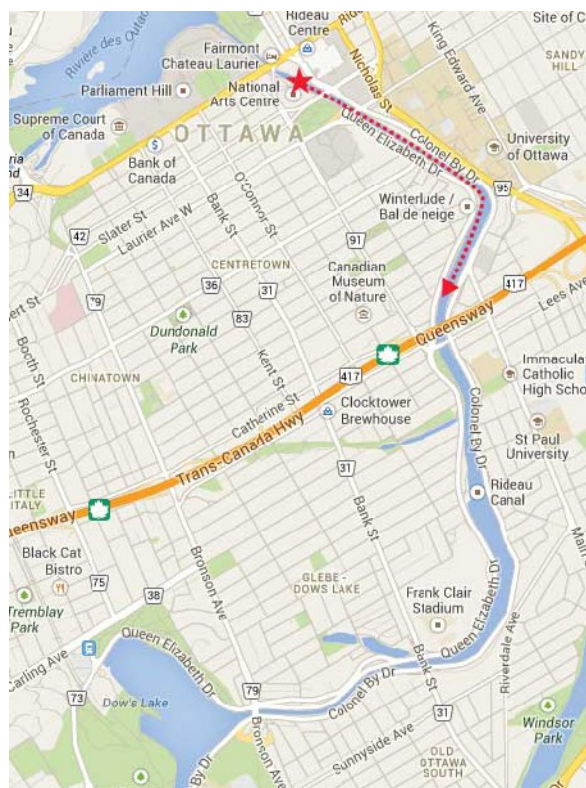


Inch Collector Report

It's November and winter will soon be here and that means skating season, my personal favourite outdoor activity. As our goal this year is to skate the Rideau Canal Skateway by stitching quilts I thought I would take this opportunity to give you some facts about the Rideau Canal.



The Rideau Canal is 202 kilometres long stretching from Lake Ontario to the Ottawa River. The canal was built between 1826 - 1832 under the direction of Lieutenant-Colonel John By. It is considered an engineering wonder of the 19th century. In 2007 the Rideau Canal was designated a UNESCO World Heritage site.



The first skating season was 1970-71. The 7.8 km Skateway has a skating surface equal to the size of 90 Olympic size rinks. It is the world's largest naturally frozen ice rink.

Our "inch" skate begins at Queen Street and to date we have progressed south to Argyle. A total of 1.175 km.

We will soon be travelling under the Queensway bridge on our way to Patterson Creek and on to Fifth Avenue.

Let's "be inspired" to inch our way along the entire Skateway before our quilt show in May.

I appreciate everyone showing in Bring and Brag measuring the total perimeter inches of your quilts as it allows me to also enjoy looking at your beautiful quilts.

Susan Baker / Inch Collector

Advertisers

[Flare Fabrics](#)

[Flair with Fabrics](#)

[Fran's Quilting](#)

[Inspired Getaways](#)

[MadAboutPatchwork](#)

[Quilty Pleasures](#)

[Sew Inspired](#)



Directors of Common Threads Quilt Guild

President	Jeannine Lemay
Vice-President	Carole Maisonneuve
Secretary	Judy Loree
Treasurer	Kirstin Fearon
Past-President	Shirley MacFadden
Programs	Sherrill Crowder

Guilt Show Co-Ordinator

Linda Won

Standing Committee Heads

Retreats	Barbara Till
Membership	Del Jazey Rachel Mathews
Workshops	Susan Campbell Laurelle Callaghan
Community Projects	Catherine Parkinson
Library	Nettie Jolley
Newsletter	Rita Penner
Website	Catherine Patterson

Mailing Address P.O. Box 62022
RPO Convert Glen
Orleans, ON
K1C 7H8

Website www.commonthread.on.ca

To email anyone on the executive, find them under "Contact Us"

Fat Quarter Club

THEMES FOR 2013-2014

December	Reds, greens and golds
January	Neutrals
February	Purples and pinks
March	Batiks
April	Blues and greens
May	Children's prints
June	Florals

Note: if we have specified a particular set of colours, your fat quarter(s) should contain at least one of the colours and have a significant amount of that colour(s).

Looking forward to seeing you all.

Liz & Lyse / Fat Quarter Club

Thread Weights

This article is excerpted/rewritten from this [site](#). The subject is covered *thoroughly* there.

You may have noticed that there are two ways of designating thread weight. The thread commonly bought at the fabric store is given a **smaller** number as the thread gets thicker. These days, you'll often come across thread with a TEX number. In this system, the number gets **larger** as the thread gets heavier.

The sewing industry doesn't actually measure thread diameters, except monofilaments. Thread sizing systems are based on length and weight. Either a fixed **weight** measures how much thread that contains or a fixed **length**

measures how much that thread weighs. For example, in the fixed weight system a fine thread gets a larger number since there's more of it in a given weight. This same thread would be assigned a smaller number in the fixed length system since this length would weigh less.

In the TEX system (which is becoming more common), 27 is a serger weight thread (thinnish) and 40 is a 'jeans' weight thread. This means TEX uses the fixed length system.

Rita Penner

Newsletter Notes

Please remember that submissions are welcome. Whether it's a tip, a favourite site or blog, an article, a book review or pictures, we'd be happy to publish it.

This is your newsletter and you can speak to your fellow members!



Fabric & Wool ♦
Patterns ♦ Notions
♦ Sewing Machines ♦

Quilting, Sewing and
Knitting Classes

Authorized Pfaff and Janome Sewing Machine and Serger
Dealer Sales and Service

**Come and see our fabric selection – we
specialize in batiks, Kaffe Fassett, and
McKenna Ryan**

Store Hours Mon-Fri 10-5, Sat 9:30-4

106 John St. N, Arnprior ON
Phone (613) 623-0500 Fax (613) 623-0434
www.sewinspired.ca Email: info@sewinspired.ca

- un havre pour les artisans
Inspired Getaways
 - A Crafter's Haven

www.inspiredgetaways.ca



Looking for that perfect spot for your quilting retreat?

Inspired Getaways is a fully equipped and furnished country home that can accommodate twelve guests comfortably.

Our spacious sewing room offers

- workstations
- ergonomic chairs
- plenty of overhead lighting
- excellent natural lighting
- cutting tables with mats
- ironing stations
- Quilter's Emergency Cupboard
- ...and much more!



OPENING SPECIAL

Book 2 nights, get the 3rd night free.
 Valid from October 2013 to August 2014

3811 Highland Road
 Arnprior, ON K7S 3G9
 613.894.0594
 info@inspiredgetaways.ca


SOME INTERESTING QUILTING BLOG SUGGESTIONS

Maureen Cracknell Handmade



<http://www.maureencracknellhandmade.blogspot.ca/>

Sue Garman



<http://suegarman.blogspot.ca/>

Flair With Fabrics
 613-448-9032
 3 King St., Chesterville ON K0C 1N0

Ruth Liscumb
 Owner



Hours:
 Mon-Thurs 9 - 5:30
 Fri 9 - 6 Sat 9 - 4

Specializing in:
 100% cotton quilting fabrics,
 flannels, 108" backings, yarn,
 supplies, notions & more...

rliscumb@gmail.com
 www.flairwithfabrics.com

20% discount to guild members with membership card



Simply Canadian.
 Simply Online.

*Batiks &
 Fabrics with Flare*

info@flarefabrics.ca
 1-888-973-5273

www.flarefabrics.ca



Authorized Dealer for **PFAFF**

2211 St Joseph Blvd, Orleans ON K1C 7C5

613-834-3044 www.quiltypleasures.ca

Orleans ... It's Not as Far as You Think

Offering a Full Range of Supplies for the Creative Quilter

Introducing the **PFAFF Performance 5.0**

Breathtakingly beautiful, perfect for quilters
and fashion enthusiasts alike!

The **Performance 5.0** offers all of the features expected in top-level Pfaff machines (IDT even-feed system, built-in thread snips, optimized lighting, 9 mm stitches, thread sensors, automatic presser foot lift, etc.) PLUS:

- Creative Colour Touch Screen, showing stitches in actual size and permitting full adjustment with the touch of the screen!
- Maxi Stitches and monograms, up to 48 mm wide!
- Stitch Creator, allowing you to design your own stitches or edit existing ones!

Unbelievably priced at **\$2299** (plus tax)

PLUS ...

\$150 manufacturer's rebate available until December 26



Pfaff Performance 5.0



Frances O'Neill
Quilter

Fran's Quilting Services

Workshops, Commissions, Private Instructions, Patterns

BY APPOINTMENT ONLY

60 Sparrow Way
Ottawa, Ontario
Canada K1V 9H5

Tel: (613) 733-7865
E-mail: franquilts@rogers.com
Website: www.fransquilting.com

Please contact to receive emails on Upcoming Classes.

