

The Common Thread QUILT GUILD

Newsletter

Mar 2014

Inside

Reminders

**Underground Railway
Books**

WorkShops

Retreats

Quilt Show Update

**Community Projects
Summary**

Inch Collector Report

Fat Quarter Club

Blog Suggestions

Newsletter Notes

Next Meeting: Mar 10, 2014

Doors open 6:45pm Meeting starts 7:30pm

Programme

Machine Quilting: Jan Kittle from The Pickle Dish in Carleton Place will share with us her wealth of experience in this field. Many of our members will know Jan from her work associated with quilt shops in the area as well as pieces exhibited in various quilt shows. She will welcome any questions we may have related to machine quilting.

/Sherrill Crowder

Shop of the Month

[Mad About Patchwork](#) 613-720-9745
Stittsville, ON

Fat Quarter Theme: batiks

St. Patrick's day
pattern included.
More sizes available
on the website.



President's Message

Jeannine Lemay

The days are getting noticeably longer and while we wait for the snow to melt, we can still dedicate our time to quilting as we simply can't start gardening. Luckily, it gives us time to finish more projects for the Quilt Show.

The Volunteer Sign Up Sheets for the Quilt Show will be available for the March and April meetings. Please be prepared to volunteer some of your time to ensure the success of our Quilt Show. If we all help, the show will be a great success. Carole Maisonneuve is in charge of the Volunteers for the Quilt Show and will be available to answer questions at the volunteer sign-up table.

I see that the number of vacant positions for the Executive and Committee Heads for 2014 -2015 is getting smaller. We are still a few months away but if you are thinking you might want to "step up to the plate" and need more information about the position, please approach the individual who is presently filling this role. They will be happy to show you the ropes and help you with what needs to be done. You will not be alone. We are there to support each other. I can't stress enough that these positions are essential to the running of the Guild.

That being said, we do have an AMAZING group of people who are continuing in their positions. We couldn't have such wonderful speakers, amazing workshops, retreats or quilt show without the great work of all our volunteers. I encourage everyone to consider trying out a volunteer position. It really gives a greater understanding of how the Guild runs and gives you opportunity to meet so many wonderful people and Guild members. It has been an excellent experience for me and I am grateful that I had this opportunity. Come and see for yourself ☺

See you all at the March meeting.



Jeannine Lemay / Common Thread Quilt Guild President

REMINDERS

- Your Be Inspired Quilt Show "Three-sees" block is due this month. Please give it to Victoria Vander Linden at the Community Projects table.
- Also, your challenge quilt is due this month for voting in April. They will be displayed at the May quilt show. Please hand it in to Barb Till.
- The position of Programs is still open. Without a Programs coordinator, our monthly meetings would be somewhat basic. If you don't want to do it alone, it can be done by two people. Sherrill Crowder is a wealth of information and can be a resource to help you carry on in her place in the upcoming year. Please see her or Carole Maisonneuve to find out more.

UNDERGROUND RAILWAYS BOOKS

Our speaker last month, Andrea Peters, had a few books that embellished the ideas she presented:

- **Hidden in Plain View** by Jaqueline L. Tobin and Raymond G. Dobard (reference book)
- **The Sugar Camp Quilt** by Jennifer Chiaverini (Novel) really helps explain how it might have worked.
- **Promise Bridge** by Eileen Schwab (Novel) is fairly graphic but you do discover what happened to those who ran afoul of the fugitive Slave Law
- **Underground to Canada** by Barbara Smucker (A young Adult Book)
- **Sweet Clara and the Freedom Quilt** by Deborah Hopkinson (a picture book)
- **The Invention of Wings** by Sue Monk Kidd has African quilts in it which is a whole different story but interesting to quilters.

WORKSHOPS

All workshops are held at Nôtre Dame des Champs, 3659 Navan Rd.

March 15th: Happy Villages by Jan Kittle (\$40)

Learn how to make an imaginary village.

It could be that charming cliff side town that you saw on the Amalfi Coast, or maybe the scene you remember from somewhere in Barcelona. Perhaps you'll decide to re-create the gigantic sandcastle you built one summer at the beach. All of these can be reproduced with this technique.



Choose a colour pallet to bring your imaginary village to life, or purchase a bright, multi colour kit from the instructor.

The kit will include enough fabric to make a 16 1/2" square project. Feel free to bring along any additional scraps to add to your creation.

This is a "cut and glue" project, but a sewing machine will also be needed.

Happy Villages by Karen Eckmeier is the required book for this class. This book, kits and some of the more difficult to find notions will be available for purchase the day of the class from the instructor.

May 24th: Fanciful Stitches by Frances O'Neill (\$40)

Create a fusible mini art quilt in bright hand dyed fabrics completed with hand embroidered stitches.

Two different scenes will be available to buy at the beginning of the

workshop in fabric kits which include all fabric, pattern and embroidery thread for \$45.00.

For an additional \$5.00 you can mount your design onto a sturdy adhesive pellon backing.



June 11th : The Everything Bag by Brenda Miller
9a.m.- 4p.m. (Wednesday)



A zipped bag that holds all of your everyday handbag stuff PLUS your tablet or iPad™ & your netbook computer. Two padded pockets inside cleverly stash a 7 ½" x 10 ½" tablet. In addition there's room for a 10 ½" x 7 ½" netbook. The zipped security pocket holds your valuables and there's tons of inner space for your everyday purse stuff. Zip it up at the top for a sleek and secure look. Made with foam batting for a soft yet stand-upishly wonderful look.

Susan Campbell & Laurelle Callaghan/WorkShops

RETREATS (JUST COME AND SEW)

In-town Retreat Details:

- held at the Notre-Dame-des-Champs Community Centre, 3659 Navan Road.
- start at 10:00 am on Friday and run to 5:00 pm on Sunday (you may leave your stuff for the duration)
- fee is \$80 for members (\$95 for non-members)
- includes meals

In-town (choose one)

March 21-23, 2014 or
April 4-6, 2014

Barb Till /Retreats

"BE INSPIRED" QUILT SHOW UPDATE

TWO months to the Quilt Show!

How are your entries coming along? Are you binding? Quilting? Sandwiching? Attaching the sleeve? Sewing the top? Still in your mind? Wherever you are in the creative process, we are looking forward to seeing all the finished products hanging in our show! We can't do this without you. We need your quilts, and we need you to volunteer.

Please check your schedule to see where you can lend a hand and work a shift (2hrs) or more. Sign-up posters will be at the March and April meetings, so you just have to drop by the table and see Carole. It really is fun to volunteer, AND you get free admission when you volunteer!

Also, quilt registration deadline is April 8, 2014. Your quilt does not need to be completely finished by that time, just enough to take a



recognizable photo for registration. Your quilt needs to be finished and dropped off at specific locations between Tuesday, April 29th and Tuesday, May 6th, 2014.

Registration forms must be filled out for all challenge quilts as well. Include a photo for your 2012-2013 piece. Photos of the 2013-2014 challenge quilts will be taken at the April meeting when they are displayed.

Do not hesitate to contact the registrar or other members of the quilt show executive if you have questions.

Linda Won /Quilt Show Co-ordinator

COMMUNITY PROJECTS SUMMARY

Committee: Catherine Parkinson (Chair), Barb Donaldson, Catherine Senecal, and Victoria Vander Linden



How can you help? You can sign out a kit of donated fabric to sew into a top or finished quilt; or sign out a quilt top to be quilted; or donate a quilt, backing or batting.

1) The Common Thread Quilt Guild collects monthly donations of **Cuddle Quilts** for use at the **General Campus** of the Ottawa Hospital. Our goal for 2012-2013 is 350. **In February we received 17 cuddle quilts** bringing the previous total (163) to 180.

SIZE MATTERS: Check out the size requirements: for optimum utility, please make your Cuddle Quilts 18" x 24", or make them 22" square. Our battings and backings are cut 24"x 24" to finish 22" square.

2) We support the women's programs and seniors programs at the **Eastern Ottawa Resource Centre** with adult themed Comfort Quilts (40" x 60").

3) **CHEO Children's Oncology** – Children's quilts from tot to teen.

4) **CHEO Dialysis** - Children's quilts from tot to teen. We have received news that there are currently no new children needing dialysis at this time. This is good news!

5) **Chernobyl Quilts** - All sizes from infant to adult can be donated for shipping to Chernobyl. Many people are displaced and are still suffering the effect of the radioactive fallout. Chernobyl quilts go to preschoolers and families around the community, as well as orphanages.

6) **Interval House** - Bright and cheerful quilts.

Catherine Parkinson /Community Projects

Advertisers

[Flare Fabrics](#)

[Flair with Fabrics](#)

[Fran's Quilting](#)

[Inspired Getaways](#)

[MadAboutPatchwork](#)

[Ottawa Sewing Centre](#)

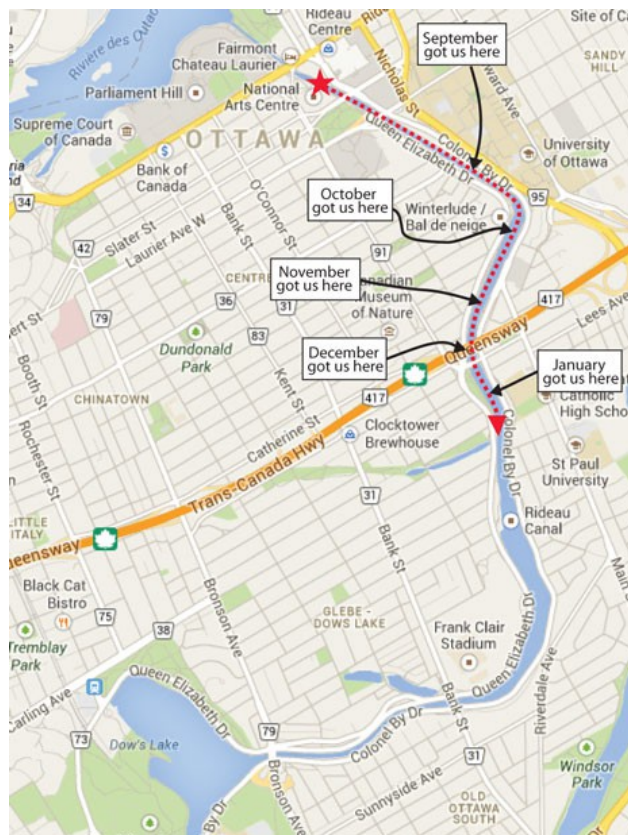
[Quilty Pleasures](#)

[Sew Inspired](#)

extended their inch collecting to June 11th when their quilt show begins in St. Catharines, Ontario at Brock University. They need help to reach the goal of walking from Victoria, BC via Inuvik, NT to the quilt show. I submitted our total of 92,067 inches that we collected from September to February and they were thrilled.

Keep those machines humming and fear not, spring is on the way!

Susan Baker / Inch Collector



FAT QUARTER CLUB

THEMES FOR 2014

March	Batiks
April	Blues and greens
May	Children's prints
June	Florals

Note: if we have specified a particular set of colours, your fat quarter(s) should contain at least one of the colours and have a significant amount of that colour(s).

Looking forward to seeing you all.

Liz & Lyse /Fat Quarter Club

QUILTING BLOG SUGGESTIONS

Continuing with featuring Canadian quilters, you're in for a treat today. You simply must visit these two blogs. These ladies have much different styles but both turn their photos into absolutely stunning textile art. I've long admired both of them.



From ▼ to ▲

INCH COLLECTOR REPORT

Winterlude is over but the cold weather is still here so I am looking forward to more skating! In February we collected enough inches to get us almost to Patterson Creek, a total of 2.47 kilometres. The CQA (Canadian Quilters Association) has



The first one, from Ontario, is [Artystuff](#) at <http://rtquilter.blogspot.ca/> She makes it look so easy. She dyes her own fabric to get just the right shade. From **real life** to a **photo** to a **quilt**,

and back almost to real life. She's an amazing artist!!



The next quilter is from Saskatchewan. Monika blogs at [My Sweet Prairie Studio](http://mysweetprairie.blogspot.ca/), <http://mysweetprairie.blogspot.ca/> What sets her work apart is the phenomenal amount of embroidery that she puts on her works. And that's not all. There's a lot of machine stitching.



From ▲ to ▼



to ▼



Directors of Common Threads Quilt Guild

President	Jeannine Lemay
Vice-President	Carole Maisonneuve
Secretary	Judy Loree
Treasurer	Kirstin Fearon
Past-President	Shirley MacFadden
Programs	Sherrill Crowder
Quilt Show Co-ordinator	Linda Won

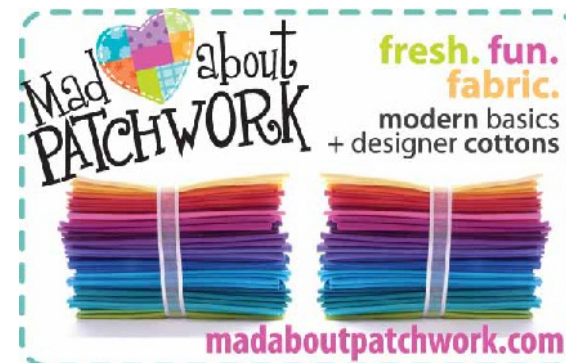
Standing Committee Heads

Retreats	Barbara Till
Membership	Del Jazey Rachel Mathews
Workshops	Susan Campbell Laurelle Callaghan
Community Projects	Catherine Parkinson
Library	Nettie Jolley
Newsletter	Rita Penner
Website	Catherine Patterson

Mailing Address P.O. Box 62022
RPO Convert Glen
Orleans, ON
K1C 7H8

Website www.commonthread.on.ca

To email anyone on the executive, find them under "Contact Us"



Fabric & Wool ♦
Patterns ♦ Notions
♦ Sewing Machines ♦

Quilting, Sewing and
Knitting Classes

Authorized Pfaff and Janome Sewing Machine and Serger
Dealer Sales and Service

**Come and see our fabric selection – we
specialize in batiks, Kaffe Fassett, and
McKenna Ryan**

Store Hours Mon-Fri 10-5, Sat 9:30-4

106 John St. N, Amprior ON
Phone (613) 623-0500 Fax (613) 623-0434
www.sewinspired.ca Email: info@sewinspired.ca

NEWSLETTER NOTES

For any articles you'd like to submit email me from the website,
www.commonthread.on.ca on the
Contact Us page.



Also, if you wish a specific size of the knot pattern, not offered on the website, get in touch. :)

Flair With Fabrics

613-448-9032
3 King St., Chesterville ON K0C 1N0

Ruth Liscumb
Owner



Hours:
Mon-Thurs 9 - 5:30
Fri 9 - 6 Sat 9 - 4

Specializing in:
100% cotton quilting fabrics,
flannels, 108" backings, yarn,
supplies, notions & more...

rliscumb@gmail.com
www.flairwithfabrics.com

20% discount to guild members with membership card



Flare Fabrics
BATIKS AND BOLD COTTONS

Simply Canadian.
Simply Online.

Batiks &
Fabrics with Flare

info@flarefabrics.ca
1-888-973-5273

www.flarefabrics.ca



Frances O'Neill
Quilter

Fran's Quilting Services

Workshops, Commissions, Private Instructions, Patterns

BY APPOINTMENT ONLY

60 Sparrow Way
Ottawa, Ontario
Canada K1V 9H5

Tel: (613) 733-7865
E-mail: franquilts@rogers.com
Website: www.fransquilting.com

Please contact to receive emails on Upcoming Classes.



Sales & Service
Parts, Notions, & Sewing Aids
Sewing & Quilting Machine,
Sergers/Overlock
Steam Presses & Cabinets
Embroidery Machines
Service to all Makes & Model

Authorized dealer for Brother, Singer and Juki.



If you've ever dreamed of making incredible quilts and
fashion-forward creations, DreamWeaver™ is for you.

Store Hours: 10 - 6:00 pm Monday - Friday
10 - 5:00 pm Saturday

Shop anytime at www.ottawasewing.com

1390 Clyde Avenue, #104B, Ottawa, K2G 3H9
613-695-1386 email: info@ottawasewing.com

FOR THE EARLIEST COPY OF THE NEWSLETTER,
TRY THIS LINK: (ADD IT TO YOUR BOOKMARKS)
WWW.WHEREELSE.CA/CTQGNEWSLETTER/CTQG-NL.PDF

- un havre pour les artisans
Inspired Getaways
- A Crafter's Haven

www.inspiredgetaways.ca



Looking for that perfect spot for your quilting retreat?

Inspired Getaways is a fully equipped and furnished
country home that can accommodate twelve guests
comfortably.

Our spacious sewing room offers

- workstations
- ergonomic chairs
- plenty of overhead lighting
- excellent natural lighting
- cutting tables with mats
- ironing stations
- Quilter's Emergency Cupboard
- ...and much more!



OPENING SPECIAL

Book 2 nights, get the 3rd night free.
Valid from October 2013 to August 2014

3811 Highland Road
Arnprior, ON K7S 3G9
613.894.0594
info@inspiredgetaways.ca

Celebrating 10 Years of Quilty Pleasures!



with

GUDRUN ERLA



April 24, 25, and 26, 2014

Featuring three outstanding events:

Gudrun's quilting journey from Iceland to the US (trunk show);

Mastering Quilt As You Go (full-day class);

Arctic Blast/Strip to Shore (full-day class)

For more details, just ask us:



2211 St Joseph Blvd
Orleans ON K1C 7C5
613-834-3044
info@quiltypleasures.ca
www.quiltypleasures.ca



Gloucester Emergency Food Cupboard
Centre de secours alimentaire de Gloucester
2040 Arrowsmith Dr
Ottawa, ON K1J 7V9

Common Thread Quilt Guild
C/O Pauline McNally
Ottawa, ON

February 10, 2014

Dear friends,

Once again, we send you a heartfelt thank you for the wonderful generosity you show every year in donating so many toiletry items. With your help, we can be assured that every family member goes away with a toothbrush, toothpaste and many other much-appreciated items. Though these items seem small, they are so important for those who come through our doors seeking some extra help in feeding their families.

You help us help people like Sarah (name is changed), and her children. She is a single mom with 3 small children who found herself laid off from her job. During the time it took her to find a new job, she could not continue to pay for daycare and did not have a secondary source of income after her employment insurance ran out. She was able to come to get food to feed her family until she was able to find a new job and another daycare spot for her children. Her financial responsibilities were overwhelming and being able to come for food helped ease her burden during this difficult period.

The faces, stories, and individuals are all different but what they have in common is that the challenge to make ends meet remains regardless of the season. It has been 25 years since we have been serving the community and we value the impact that our supporters, like you, have helped us to make in the lives of these families. We celebrate your generosity. Thank you.

Sincerely,

Gwen Bouchard
Executive Coordinator



Corporate Sponsor/Commanditaire de corporation



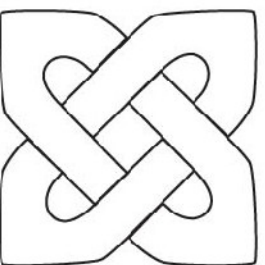


Major Sponsor/Bailleur des fonds principales

St.Patricks Day Pattern

With these three pattern pieces, you can make the knots (and longer) pictured below. The top and bottom ones could be made in two colours. To make the middle one, pictured on the right, you cut 4 corners, 2 L's and 1 I-shape.

Tack the raw edge pieces onto the base fabric with a glue stick or wonder under, tucking the dotted seam allowances under adjacent pieces. Finish edges by covering with bias tape or satin zig zag..

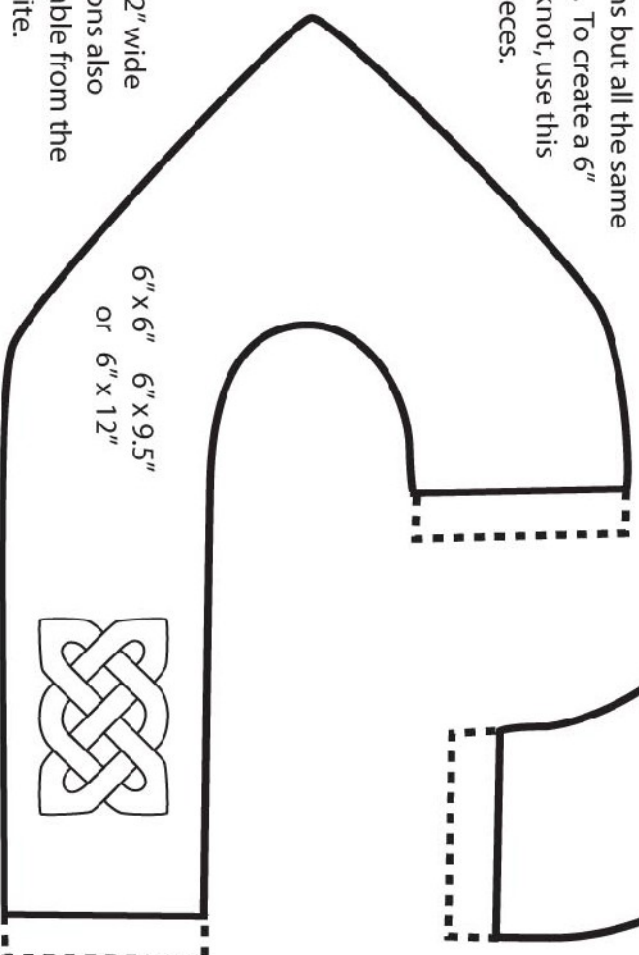


The 3 knots are different lengths but all the same width. To create a 6" wide knot, use this size pieces.

9" & 12" wide versions also available from the website.



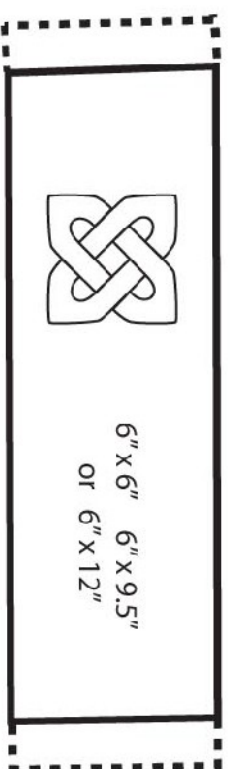
6" x 6" 6" x 9.5"
or 6" x 12"



6" x 6" 6" x 9.5"
or 6" x 12"



this square measures 1" x 1"



6" x 6" 6" x 9.5"
or 6" x 12"