

April 1, 2015

Next Meeting

April 10, 2015. Doors are open at 6⁴⁵pm and Meeting starts at 7³⁰pm. MIFO Centre, 6600 Carrière St, Orleans.

Programme

The speaker for April will be Eric Simkins from V.B. Simkins Sewing Machines, Kingston. Eric's talk will cover proper machine maintenance, tensions, and problem solving, as well as providing a maintenance kit, plus a booklet on sewing machine basics.

Shop of the Month

MadAboutPatchwork

Fat Quarter Theme

Childrens fabrics and pastels

The Common Thread QUILT GUILD

President's Message

Hello Everyone,

By the time you read this message many of you will have gone through various Easter celebrations with family and friends.

Our family's tradition is to go to a local sugar shack for a wonderful infusion of Canadian maple sugar! After this healthy meal (which is comprised of omlettes, bacon, mini sausages, boiled potatoes, pickles, crispy bacon rinds, beets, coffee, juice and loads and loads and loads of maple syrup!!!) we all get on board a horse drawn sleigh and enjoy a ride through the woods. This is followed by a pit stop, outside by the fire, for a final dose of my all-time favourite - maple syrup 'tire'. Then we load up our vehicles and head on home to digest this grand meal!!!

Carole Maisonneuve



Our grand-children (and adult children) love this tradition as it usually heralds spring weather! Now as I look towards our April meeting on the 14th, I can hardly wait to see all the completed music challenges! I do enjoy the creativity shown by our members, they never cease to amaze me. So be sure to join me to celebrate their achievements.

Our guest speaker is Eric Simkins, from V.B. Simkins Sewing. He will be talking about things related to sewing machines and their maintenance. There will be a 'question / answer' period afterwards, so don't be shy. Now is your chance to ask that question. Until then,
Carole Maisonneuve

Inside this issue:

Reminders	2
Workshops	2
Workshop pics	3
Library	4
Care of Cutting Mat	5
Gift Ideas	6
Game	7
Upcoming events	8

Workshops

Irene Walker

Reminders

May Newsletter Deadline: April 27th. Send to newsletter-edit@commonthread.on.ca

Upcoming Retreats

-April 17-19

-April 24-26

Musical Challenge Deadline April meeting



**FINISH
a UFO**
(UN-FINISHED OBJECT)
CHALLENGE

By the time you read this, our last workshop of the 2014/2015 year will have taken place. A great big thank you to all our teachers, especially Victoria van der Linden and Joan Ramsay Burn, two talented members of our own guild. We are so grateful to, and proud of, you!

Thanks also to those who took the workshops! With your humour, creativity and eagerness to help, Susan and I have had a great time. Of course, I personally still have a couple of projects which are ALMOST finished, but not quite there... perhaps you could say I am just

pro-active in preparing for next year's UFO competition. Well, that's my story and I'm sticking to it!

Coming up next year: a couple of dynamite speakers at our monthly guild meetings will be staying on to do a workshop as well, and we hope to feature one of those on a weeknight, which will be great for those who can't always come on a Saturday. Also, a couple more of our own talented members are going to be providing some exciting and very different projects. This is what quilting has always been about – women sharing their skills with others and sparking new skills that are shared in turn!

Do you have
ideas for

techniques/projects/people you would like to see in our workshops? Please feel free to tell us about it! We are always open to suggestions, but now is an especially good time, while we are still planning for next year. In the meantime, keep on learning and creating!

workshops1@commonthread.on.ca
(that's Susan) or
workshops3@commonthread.on.ca
(that's Irene)



SEW INSPIRED
A Refuge For Quilters & Sewers

106 John Street North
Arnprior, ON K7S 2N6
T 613.623.0500

info@sewinspired.ca
www.sewinspired.ca

Creative Ideas Fabric Pattern Notions Sewing Machines Sewing Classes
Authorized Pfaff Sewing Machine and Serger Dealer

for your quilting, sewing, knitting
& embroidery needs, it's

Textile Traditions
of Almonte
256-3907



Kelly Church
87 Mill Street
Almonte
Ontario K0A 1A0

Workshops cont.

Finally, a photographic sampling of just some of the many projects made at our workshops this past season (if you have photos of your own projects, please consider sharing them on our Facebook page!):



Directors of the Common Thread Quilt Guild

President

Carole Maisonneuve

Vice-President

Chantale Richard

Secretary

Judy Loree

Treasurer

Kirstin Fearon

Past-President

Jeannine Lemay

Programs

Linda Won
Shirley MacFadden

Standing Committee Heads

Retreats

Barbara Till

Membership

Del Jazey
Rachel Matthews

Workshops

Irene Walker
Susan Campbell

Community Projects

Catherine Parkinson

Library

Liz Villeneuve

Newsletter

Ann-Louise Masek

Website

Catherine Patterson

Shop of the Month

Catherine Patterson

Fat Quarter Club

Lyse Potvin
Danielle Butt

Challenge

Pat Cassidy
Tammy Davies

Library

Liz Villeneuve

Advertisers

[Flair with Fabrics](#)

[Fran O'Neill](#)

[MadAboutPatchwork](#)

[Ottawa Sewing Centre](#)

[The Pickle Dish](#)

[Sew Crafty](#)

[Sew Inspired](#)

[Textile Traditions](#)

[The Quilting Quarters](#)

[Quilty Pleasures](#)

Advertising Space Available

Business Card = \$8 / month
(3½" x 2" or 2" x 3½")

¼ page = \$16 / month
(4½" x 3½")

½ page = \$30 / month
(4½" x 7¼" or 8½" x 3½")

Full page = \$55 / month
(8½" x 7¼")

Contact

newsletter-bill@commonthread.on.ca

Our inventory month is May, Please make every effort to bring back any items you have borrowed. We will not be lending any books in May. Lending will resume at the June meeting. You must have renewed your membership by then. You can reserve books for June by e-mail or by the reservation book in the library.

We need volunteers to help us at the May meeting beginning at 6:00 pm. Please let me know if you can help either by e-mail (library@commonthread.on.ca) or in person at the April meeting.

We have new books and magazines for you all.

Cultural Fusion Quilts: A Melting Pot of Piecing Traditions by Mumbai born Sujata Shah (698) has 15 free-form block projects made using a stack, cut, shuffle and stitch technique. She includes a photo gallery of the crafts from India, Africa and the American South that inspired her quilt making.

Improvising Tradition: 18 Quilted Projects using Strips, Slices and Strata by Alexandra Ledgerwood (699) shows you how to make one of a kind

improvised quilts inside a framework of traditional patterns.

Quilted Skinnies for All Seasons by Margie Ullery (700) has lots of little applied projects that could make nice gifts. Or perhaps you might want to keep them for yourselves.

Lovely landscape Quilts: Using Strings and Scraps to Piece and Applique Scenic Quilts by Cathy Grier (701) demonstrates a variety of techniques to make landscape wall hangings. There are photographs of the author's work and other artists.

I also have the 2015 winter edition of The Canadian Quilter.



Quilting Specialists
Fabrics, Notions and Classes
Sewing Machines and Sergers
Servicing all Brands
Authorized JANOME and PFAFF Dealer

2211 St Joseph Boulevard,
Orléans, Ontario
K1C 2A7

Tamara Allmendinger ~ Manager
www.quiltypleasures.ca
info@quiltypleasures.ca
613-834-3044


Care of Cutting Mats

OLFA Cutting Mats love moisture! It is recommended that you soak your mat from time to time. Your self healing mat loves moisture.

To soak it, put your mat in a bathtub or large container (would have to be large so it can lay flat) and soak it for 15-20 minutes in a solution of 1/4 cup white vinegar to every gallon of cool water. Let me repeat, cool water. Do this every so often to help extend its useful life.

Then use a squirt of mild dishwashing soap (Ivory) and clean the mat with a mushroom brush (soft is the key word here). The purpose of this gentle scouring is to remove the fibers that get trapped in the cuts marks preventing the cuts from "healing".

Keep 'em clean, keep 'em moist, keep 'em flat and NO heat. Your cutting mat is not a coffee cup coaster!



Ode to My Wife the Quilter

She learned to quilt on Monday, her stitches were very fine. She forgot to thaw out dinner so we went out to dine.

She quilted miniatures on Tuesday, she says they are a must. They really were quite lovely but she forgot to dust. On Wednesday it was a sampler. She says stippling's fun. What highlights! What Shadows! But the laundry wasn't done.

Her patches were on Thursday -Green, yellow, blue and red. I guess she was really engrossed; She never made the bed.

It was wall hangings on Friday in colors she adores.

It never bothered her at all the crumbs on the floors.

I found a maid on Saturday. My week is now complete. My wife can quilt the hours away; the house will still be neat.

Well, it's already Sunday. I think I'm about to wilt. I cursed, I raved, I ranted, The MAID has learned to QUILT!



The PickleDish
Quilt Shop and Studio

Jan Kittle
613-212-8770
Jan@ThePickleDish.ca

ThePickleDish.ca
113 Bridge St., Carleton Place ON K7C 2V4



SALES & SERVICE

Sales & Service, Parts & Notions,
Sewing & Quilting Machines Sergers/Overlock,
Steam Presses & Cabinets, Embroidery Machines
Service to all Makes & Models
Authorized dealer for Brother, Singer and Juki.




If you've ever dreamed of making incredible quilts and fashion-forward creations, shop at Ottawa Sewing Centre


#104B - 1390 Clyde Ave, Ottawa ON K2G 2H9
613-695-1386 info@ottawasewing.com

Store Hours: 10:00 – 6:00 Monday – Friday
10:00 – 5:00 Saturday
Anytime at www.ottawasewing.com



Gift Ideas for Quilters

1. Scissor and rotary cutter fobs
2. Socks
3. Handmade protective covers for your friends' laptops, iPads and iPhones
4. Membership to online quilting communities
5. A Sidewinder
6. Slow cooker and recipes so she can quilt for the day without stopping to cook
7. Handmade fabric wine bag and wine
8. Gift certificate to a local quilt shop
9. A gift basket of fabric



Quilter's parrot



Frances O'Neill
Quilter

Fran's Quilting Services

Workshops, Commissions, Private Instructions, Patterns

BY APPOINTMENT ONLY

60 Sparrow Way
Ottawa, Ontario
Canada K1V 9H5

Tel: (613) 733-7865
E-mail: franquilts@rogers.com
Website: www.fransquilting.com

Please contact to receive emails on Upcoming Classes.

Flair With Fabrics
613-448-9032

3 King St., Chesterville ON K0C 1H0
rliscumb@gmail.com www.flairwithfabrics.com
Specializing in 100% cotton quilting fabrics, flannels,
108" backings, yarn, supplies, notions & more...

Hours: Mon. - Thurs.: 9 - 5:30
Fri.: 9 - 6 Sat.: 9 - 4

Ruth Liscumb - Owner



Fill in the blanks (game):

I had positive feedback from the 2 minutes game that you spontaneously played along with me at the last _____ meeting. So I decided to keep playing with you through the newsletter. I am a developmental pediatric occupational therapist and I, as many other people working with children, am paid to play with _____, developmentally challenged kids. I also have a 4 year old boy. So I play on a daily basis.

Quilting feeds my creative _____. It is also very therapeutic to most of us. We all have supportive quilting _____, a sewing machine in good sewing _____, fabrics, thread, a least one rotary cutter, ruler and a _____. Quilting means a lot to me, to you, to those who receive our _____. It is an artistic medium that appeals to all of us at different levels. It brings _____ to any home, healing, compassion, joy and, yes it also carries its load of _____ when we make mistakes. Therefore, we as quilters, get to work on our _____, befriend our _____ and build a love-hate relationship with it as we learn through these mistakes.

We are members of the Common thread quilt guild, take part in its _____ activities. The guild is run by a dynamic group of _____, and we are still looking for a _____ president. If you feel like joining the executive, please contact any of _____. By the way, my name is _____.

Choose among the following words to fill in the blanks:


warmth, volunteers, condition, vice, seam ripper, guild, various, us, frustration, children, mind, cutting mat, friends, quilts, mistakes, Chantale Richard.

Fabric - Notions - Ribbon & Lace - Yarn - Crafts
Quilting & Needlework Supplies - Classes
Janome Sewing Machines

Sew Crafty


1068 Rideau Ferry Rd
Rideau Ferry, Ont
K0G-1W0
(613) 264-1547

www.sewcrafty.ca



The Quilting Quarters

Fabric, Classes, Notions, Kits, Patterns
Machine Quilting Services
Susan Shute



24 Mill Street Box 329
Almonte, Ontario
K0A 1A0

613-256-4248
quiltingquarters@bellnet.ca
www.quiltingquarters.ca

Outreach Recipients:

Cuddle Quilts: 22" x 22"

Ronald McDonald House,
Ottawa: 40" x 60" or smaller

CHEO Dialysis: 40" x 60"

Eastern Ottawa Resource
Centre, Orleans: 40" x 60"

Interval House, Ottawa: 40" x
60" or smaller

The Infant and Child
Development Program of
Algoma Public Health, Ontario:
40" x 50"

Chernobyl, Europe: 40" x 60"
or smaller

Cornerstone Housing for
Women, Ottawa; 40" x 60"



COMMON THREAD QUILT GUILD

PO Box 62022
RPO Convent Glen
Orleans, ON K1C 7H8



Place Address Here

The love of quilting is our common thread.

Upcoming Events

Apr 10-11	Fibre Fling 4	Textile art show and sale	Kitchissippi United Church, Ottawa
Apr 14	Regular Meeting	Program: Eric Simkins – Sewing Machines and Maintenance	MIFO
Apr 17-19	Retreat	Members: \$80; Non-members: \$95	Notre-Dame-Des-Champs C.C.
Apr 24-26	Retreat	Members: \$80; Non-members: \$95	Notre-Dame-Des-Champs C.C.
May 1-3	Feelings in Fabric 2015	Featured Quilter: Cheryl Czaplinski Admission: \$6.00	775BrealeyDrive Peterborough, ON
May 1-2	Quilting in the Village 2015	Thames Valley Quilters- admission \$5.00	London, ON
May 8-10	OVQG Quilt Show	Ottawa Valley Quilters Guild	RA Centre, Ottawa
May 11	Workshop and Trunk Show	Kemptville Quilters Guild	Kemptville
May 12	Annual Meeting	Program: Annual General Meeting and Spring Social	MIFO
June 5-7	Photo to Quilt Workshop	David Taylor	St. Jacobs, ON
June 6-7	Quilting in the Valley	Arnprior & District Quilt Guild Biannual Quilt Show	
June 9	Regular Meeting	Program: TBD	MIFO
Aug 7-9	2015 Quilts on the Tay	Lanark County Quilters Guild	St. John Catholic